



Challenge Bathurst 2016

Regularity Group C - Trial # 3 - R13

23 - 27 November 2016

Bathurst - 6213 m tr.


Pos	Nbr	Name /Team name	CITY	Car	Year	Ref.time	1	2	3	4	5	6	7	8	9	10	Points
1	427	Alexander Chambers		Holden HSV R8		2:58.0	3:17.977	3:01.893	3:00.498	2:58.195	2:58.112	2:58.055	2:59.692				64
							0	38	24	1	1	0	0				
2	49	Leslie Smith		Renault Crib Cup		2:53.0	3:25.942	2:56.141	2:55.192	2:54.109	2:52.858	2:53.070	2:56.968				67
							0	31	21	11	4	0	0				
3	186	Anthony King		Mazda MX5		2:44.0	3:20.341	2:45.394	2:46.059	2:45.150	2:44.985	2:46.211	2:42.488				75
							0	13	20	11	9	22	0				
4	471	Warren Hotz		Mazda MX5		2:48.0	3:21.031	2:49.842	2:46.884	2:47.023	2:48.908	2:47.862	2:46.920				75
							0	18	24	20	9	4	0				
5	100	Charles Brown		Subaru WRX		2:58.5	3:23.405	2:59.795	2:57.149	2:58.108	3:00.749	2:59.852	2:54.811				83
							0	12	28	8	22	13	0				
6	195	Graham Smith		Holden HQ		2:53.0	3:27.114	2:56.080	2:54.366	2:55.390	2:54.828	2:55.061	2:53.528				104
							0	30	13	23	18	20	0				
7	78	Paul Royal		Nissan S15		2:39.9	3:19.555	2:43.511	2:39.081	2:42.689	2:39.204	2:42.610	2:39.401				122
							0	36	18	27	14	27	0				
8	29	Brendan Smith		Nissan 180SX		2:48.0	3:21.906	2:48.571	2:47.493	2:49.377	2:54.290	2:46.352	2:49.178				126
							0	5	12	13	62	34	0				
9	33	Alexander Bland		BMW M3		2:50.0	3:18.799	2:50.797	2:51.314	2:51.464	2:54.931	2:54.517	2:53.041				128
							0	7	13	14	49	45	0				
10	51	Andrew Watts		BMW E36 325		2:51.0	3:26.650	2:58.314	2:51.743	2:51.949	2:51.750	2:54.784	2:52.333				133
							0	73	7	9	7	37	0				
11	199	Guy Coles		Mazda MX5		3:08.1	3:29.076	3:10.033	3:07.140	3:09.694	3:09.479	3:04.442					141
							0	19	20	15	13	74					
12	13	David Stewart		Holden Maloo Ute		2:55.0	3:25.390	2:55.486	2:52.345	2:52.761	2:53.310	2:53.733	2:53.773				164
							0	4	54	46	34	26	0				
13	94	David Shaw		Ford Falcon EB VR6		2:56.0	3:19.964	3:00.601	2:55.462	2:54.338	2:54.074	2:54.052	2:54.746				172
							0	46	12	34	40	40	0				
14	30	Alex Veryinis		Holden Commodore		2:42.0	3:03.797	2:43.891	2:46.729	2:45.015	2:45.878	2:46.129					174
							0	18	47	30	38	41					

Fastest time : 2:37.853 in lap 6 by nbr. 10 : Adam Naccarata ()

Publication-time

RESULTS www.bathurstmotorfestival.com.au

Timekeeping by : Bathurst Regional Council

Clerk of the Course	Steward	Timekeeper	
Ross Hill	Graham Humphreys	David Douglas	
Page 1 of 3			



Challenge Bathurst 2016

Regularity Group C - Trial # 3 - R13

23 - 27 November 2016

Bathurst - 6213 m tr.


Pos	Nbr	Name /Team name	CITY	Car	Year	Ref.time	1	2	3	4	5	6	7	8	9	10	Points
15	70	Gerard Skelly		BMW E30		2:49.9	3:19.484	2:55.124	2:53.133	2:52.525	2:53.168	2:53.367	2:55.316				176
							0	52	32	26	32	34	0				
16	281	James Moody		Alfa Romeo GTV6		2:55.0	3:23.610	3:00.607	2:55.258	2:53.797	2:52.591	2:52.655	2:53.276				182
							0	56	2	26	50	48	0				
17	17	Dean Pike		Porsche GT3		2:50.0	3:22.638	2:57.115	2:52.580	2:49.518	2:48.414	2:47.012	2:45.110				198
							0	71	25	10	32	60	0				
18	57	Andrew Monks		Holden HSV GTS		2:42.0	3:18.090	2:42.471	2:42.207	2:42.611	2:46.058	2:57.844	3:00.439				210
							0	4	2	6	40	158	0				
19	370	Keith Flanagan		Nissan 370Z		2:46.5	3:20.928	2:50.397	2:44.858	2:43.353	2:45.887	2:42.578	3:02.133				230
							0	38	34	64	14	80	0				
20	27	Paul Jarvis		Ford Falcon AU XR6		2:45.0	3:19.773	2:51.023	2:49.271	2:50.190	2:50.622	2:47.747	2:46.992				236
							0	60	42	51	56	27	0				
21	84	Chris Kingsland		BMW E36/37 M Roadster		2:47.5	3:20.312	2:46.701	2:45.409	2:44.937	2:42.430	2:45.822	2:42.984				246
							0	16	42	52	102	34	0				
22	990	Maxwell Williams		Audi TTRS 8J		2:40.0	3:00.981	2:46.795	2:48.750	2:45.370	2:42.912	2:45.717	2:42.018	2:44.474			293
							0	67	87	53	29	57	0	0			
23	11	John Morrow		Porsche GT3		2:55.0	3:26.395	3:04.472	3:02.944	3:01.484	3:01.693	2:58.196	2:56.233				334
							0	94	79	64	66	31	0				
24	4	Andrew Camilleri		Mitsubishi Lancer EVO VII		2:50.0	3:19.921	2:47.360	2:44.409	2:47.155	2:44.457	2:42.092	2:43.808				496
							0	54	112	58	112	160	0				
25	905	Bruce Garvie		Nissan R35 GTR		2:55.0	3:26.569	2:55.069	2:49.190	2:47.833	2:48.038	2:48.842	2:50.149				526
							0	0	118	144	140	124	0				
26	88	James Parish		Mazda RX8 GT		2:42.0	3:06.561	2:55.227	2:54.534	2:51.790	2:52.254	2:51.828	2:53.251				554
							0	132	125	97	102	98	0				
27	217	Ross Betts		Porsche 981 Spyder		2:58.0	3:24.090	2:53.870	2:53.130	2:46.615	2:53.090	2:50.229	2:45.039				666
							0	84	98	228	100	156	0				
28	77	Colin Robinson		Holden Torana		3:02.0	3:23.936	2:55.785	2:57.442	3:32.255	2:56.349	3:25.957					873
							0	126	92	302	114	239					

Fastest time : 2:37.853 in lap 6 by nbr. 10 : Adam Naccarata ()

Publication-time

RESULTS www.bathurstmotofestival.com.au

Timekeeping by : Bathurst Regional Council

Clerk of the Course	Steward	Timekeeper	
Ross Hill	Graham Humphreys	David Douglas	
Page 2 of 3			



Challenge Bathurst 2016

Regularity Group C - Trial # 3 - R13

23 - 27 November 2016

Bathurst - 6213 m tr.


Pos	Nbr	Name /Team name	CITY	Car	Year	Ref.time	1	2	3	4	5	6	7	8	9	10	Points	
29	114	Michael Irwin		Alfa Romeo Alfetta GTV		3:05.0	3:28.289	3:30.117	3:30.598	3:30.725	3:25.755	3:26.011						1180
							0	251	255	257	207	210						
30	10	Adam Naccarata		Subaru WRX Sti Spec		2:37.0	2:47.854	2:40.002	2:41.332	2:39.820	5:29.810	2:37.853						1837
							0	30	43	28	1728	8						
DNC	28	Timothy O'Connor		Subaru WRX Sti Spec		2:36.0	2:47.177	2:43.106	2:41.495	2:39.518	2:38.025							
							0	71	54	35	20							
EXC	41	John Ford		Nissan Sky line														
EXC	911	Scott Hookey		Ferrari F458														

Fastest time : 2:37.853 in lap 6 by nbr. 10 : Adam Naccarata ()

Publication-time

RESULTS www.bathurstmotorfestival.com.au

Timekeeping by : Bathurst Regional Council

Clerk of the Course Ross Hill	Steward Graham Humphreys	Timekeeper David Douglas	
Page 3 of 3			