



## Challenge Bathurst 2016

Regularity Group C - Trial # 2 - R8

23 - 27 November 2016

Bathurst - 6213 m tr.


Pos	Nbr	Name /Team name	CITY	Car	Year	Ref.time	1	2	3	4	5	6	7	8	9	10	Points
1	186	Anthony King		Mazda MX5		2:46.0	3:19.724	2:45.671	2:47.617	2:46.108	2:48.569	2:46.512	2:51.558				55
							0	8	16	1	25	5	0				
2	8	Michael McMillan		Mitsubishi Lancer EVO V		2:37.0	2:53.574	2:38.406	2:36.830	2:37.018	2:42.947	2:36.992	2:37.124	2:36.885			79
							0	14	4	0	59	2	0	0			
3	471	Warren Hotz		Mazda MX5		2:48.0	3:24.659	2:48.189	2:48.009	2:45.950	2:47.040	2:46.576	2:48.345				93
							0	1	0	42	20	30	0				
4	13	David Stewart		Holden Maloo Ute		2:55.0	3:34.764	2:58.090	2:55.284	2:58.192	2:54.598	2:53.305	2:52.829				107
							0	30	2	31	10	34	0				
5	70	Gerard Skelly		BMW E30		2:49.9	3:18.041	2:53.537	2:52.664	2:51.084	2:50.887	2:52.649	2:53.354				110
							0	36	27	11	9	27	0				
6	51	Andrew Watts		BMW E36 325		2:51.0	3:37.368	2:59.553	2:54.373	2:51.332	2:51.270	2:51.941	2:51.836				132
							0	85	33	3	2	9	0				
7	30	Alex Veryinis		Holden Commodore		2:42.0	3:07.185	2:46.250	2:45.539	2:44.732	2:44.121	2:43.587	2:45.711	2:43.865			140
							0	42	35	27	21	15	0	0			
8	94	David Shaw		Ford Falcon EB VR6		2:56.0	3:27.469	3:02.379	2:53.822	2:57.023	2:54.835	2:55.731	2:53.718				147
							0	63	44	10	24	6	0				
9	27	Paul Jarvis		Ford Falcon AU XR6		2:45.0	3:20.070	2:50.082	2:48.291	2:47.135	2:46.111	2:50.838	2:46.942				172
							0	50	32	21	11	58	0				
10	370	Keith Flanagan		Nissan 370Z		2:46.5	3:20.522	2:51.499	2:46.519	2:46.041	2:55.015	2:45.042	3:11.198				174
							0	49	0	10	85	30	0				
11	47	Malcolm Pollard		Holden Commodore VX		2:50.0	3:32.165	3:01.182	2:52.157	2:51.356	2:50.222	2:53.782	2:52.865				184
							0	111	21	13	2	37	0				
12	199	Guy Coles		Mazda MX5		3:04.0	3:31.384	3:08.690	3:08.405	3:09.482	3:04.658	3:08.142					191
							0	46	44	54	6	41					
13	10	Adam Naccarata		Subaru WRX Sti Spec		2:37.0	2:41.216	2:38.693	2:39.985	2:42.388	2:37.197	2:46.726	2:44.693				196
							0	16	29	53	1	97	0				
14	17	Dean Pike		Porsche GT3		2:50.0	3:22.853	2:56.215	2:48.623	2:47.953	2:47.408	2:52.582					209
							0	62	28	42	52	25					

Fastest time : 2:36.830 in lap 3 by nbr. 8 : Michael McMillan ( )

Publication-time

RESULTS [www.bathurstmotorfestival.com.au](http://www.bathurstmotorfestival.com.au)

Timekeeping by : Bathurst Regional Council

Clerk of the Course	Steward	Timekeeper	
Ross Hill	Graham Humphreys	David Douglas	
Page 1 of 3			



## Challenge Bathurst 2016

Regularity Group C - Trial # 2 - R8

23 - 27 November 2016

Bathurst - 6213 m tr.


Pos	Nbr	Name /Team name	CITY	Car	Year	Ref.time	1	2	3	4	5	6	7	8	9	10	Points
15	33	Alexander Bland		BMW M3		2:50.0	3:24.147	2:53.531	2:49.971	2:48.587	2:58.710	2:46.681	3:35.733				222
							0	35	2	30	87	68	0				
16	54	Scott Crimp		Mitsubishi Lancer EVO X		2:40.0	3:07.785	2:45.276	2:46.444	2:44.024	2:42.170	2:44.831	2:42.512	2:40.807			225
							0	52	64	40	21	48	0	0			
17	281	James Moody		Alfa Romeo GTV6		2:55.0	3:30.458	3:06.888	2:55.407	2:57.084	2:52.683	2:52.812	2:53.868				234
							0	118	4	20	48	44	0				
18	49	Leslie Smith		Renault Crio Cup		2:51.0	3:20.187	2:56.675	2:55.324	2:58.455	2:53.177	2:55.634	2:57.145				240
							0	56	43	74	21	46	0				
19	84	Chris Kingsland		BMW E36/37 M Roadster		2:47.5	3:19.767	2:50.181	2:45.078	2:44.036	2:44.585	2:44.733	2:52.918				262
							0	26	50	70	60	56	0				
20	100	Charles Brown		Subaru WRX		2:58.5	3:29.556	3:06.201	3:00.886	3:06.589	2:55.284	2:56.941	2:55.861				278
							0	77	23	80	66	32	0				
21	195	Graham Smith		Holden HQ		2:53.0	3:34.246	3:00.170	3:00.428	3:01.890	2:56.194	2:56.261	2:53.283				296
							0	71	74	88	31	32	0				
22	990	Maxwell Williams		Audi TTRS 8J		2:40.0	3:09.940	2:45.122	2:49.963	2:48.345	2:47.170	2:43.915	2:48.103	3:01.124			343
							0	51	99	83	71	39	0	0			
23	88	Andrew Bollom		Mazda RX8 GT		2:42.0	3:07.936	2:52.963	2:49.668	2:48.911	2:47.714	2:48.973	2:55.245				380
							0	109	76	69	57	69	0				
24	29	Brendan Smith		Nissan 180SX		2:48.0	3:25.008	3:12.515	2:59.015	2:46.981	2:48.180	2:42.408	2:47.065				490
							0	245	110	22	1	112	0				
25	57	Andrew Monks		Holden HSV GTS		2:42.0	3:08.266	2:48.395	2:54.405	2:38.714	2:40.284	3:05.923					528
							0	63	124	66	36	239					
26	28	Barrie Crocker		Subaru WRX Sti Spec		2:38.0	3:23.674	2:56.585	2:46.882	2:47.066	2:47.407	2:48.541	2:55.882				562
							0	185	88	90	94	105	0				
27	905	Bruce Garvie		Nissan R35 GTR		2:55.0	3:36.467	2:48.327	2:46.428	2:48.828	2:52.445	2:50.702	2:50.852				568
							0	134	172	124	52	86	0				
28	11	John Morrow		Porsche GT3		2:55.0	3:34.996	3:11.987	3:04.115	3:09.094	3:03.832	3:03.702					575
							0	169	91	140	88	87					

Fastest time : 2:36.830 in lap 3 by nbr. 8 : Michael McMillan ()

Publication-time

RESULTS [www.bathurstmotorfestival.com.au](http://www.bathurstmotorfestival.com.au)

Timekeeping by : Bathurst Regional Council

Clerk of the Course	Steward	Timekeeper	
Ross Hill	Graham Humphreys	David Douglas	
Page 2 of 3			



## Challenge Bathurst 2016

Regularity Group C - Trial # 2 - R8

23 - 27 November 2016

Bathurst - 6213 m tr.


Pos	Nbr	Name /Team name	CITY	Car	Year	Ref.time	1	2	3	4	5	6	7	8	9	10	Points
29	4	Andrew Camilleri		Mitsubishi Lancer EVO VII		2:50.0	3:24.560	2:53.251	2:43.114	2:44.956	2:42.854	2:41.447	2:44.822				588
							0	32	138	102	144	172	0				
30	427	Alexander Chambers		Holden HSV R8		2:58.0	3:30.342	3:09.093	3:13.660	3:11.249	3:03.420	3:12.123					593
							0	110	156	132	54	141					
31	217	Ross Betts		Porsche 981 Spyder		2:58.0	3:30.296	2:58.812	2:49.576	2:56.015	2:45.645	2:51.034	2:45.417				606
							0	8	170	40	248	140	0				
32	77	Colin Robinson		Holden Torana		3:02.0	3:27.993	3:17.680	2:57.330	2:58.146	2:56.186	3:37.562					801
							0	156	94	78	118	355					
DNC	89	Rod Moynahan		Holden HQ		2:53.0	3:35.314	2:55.139	2:55.082								
							0	21	20								
DNC	78	Paul Royal		Nissan S15		2:50.0	3:22.776	2:48.734	2:38.337	2:37.845	2:38.399						
							0	26	234	244	234						
DNC	114	Michael Irwin		Alfa Romeo Alfetta GTV		3:05.0	3:33.004	3:30.500	3:38.772	3:57.415							
							0	255	337	524							
EXC	41	John Ford		Nissan Skyline													
EXC	911	Scott Hookey		Ferrari F458													

Fastest time : 2:36.830 in lap 3 by nbr. 8 : Michael McMillan ()

Publication-time

RESULTS [www.bathurstmotorfestival.com.au](http://www.bathurstmotorfestival.com.au)

Timekeeping by : Bathurst Regional Council

Clerk of the Course	Steward	Timekeeper	
Ross Hill	Graham Humphreys	David Douglas	
Page 3 of 3			