



Challenge Bathurst 2016

Regularity Group C - Trial # 1 - R3

23 - 27 November 2016

Bathurst - 6213 m tr.


Pos	Nbr	Name /Team name	CITY	Car	Year	Ref.time	1	2	3	4	5	6	7	8	9	10	Points
1	186	Anthony King		Mazda MX5		2:46.0	3:14.398	2:47.111	2:47.262	2:46.575	2:45.122	2:47.592	2:42.964				61
							0	11	12	5	18	15	0				
2	77	Colin Robinson		Holden Torana		3:02.0	3:11.965	3:00.810	3:02.853	3:03.299	3:03.575	3:05.267	3:07.020				91
							0	24	8	12	15	32	0				
3	29	Brendan Smith		Nissan 180SX		2:48.0	3:16.720	2:47.974	2:48.897	2:46.041	2:46.518	2:49.683	2:47.867				96
							0	2	8	40	30	16	0				
4	17	Dean Pike		Porsche GT3		2:50.0	3:15.274	2:53.289	2:52.720	2:49.301	2:49.230	2:50.879	2:51.402				97
							0	32	27	14	16	8	0				
5	84	Chris Kingsland		BMW E36/37 M Roadster		2:47.5	3:16.302	2:48.897	2:48.434	2:45.839	2:44.818	2:47.759	2:48.677				112
							0	13	9	34	54	2	0				
6	70	Gerard Skelly		BMW E30		2:49.9	3:18.506	2:52.738	2:52.533	2:52.559	2:52.518	2:51.399	2:52.118				120
							0	28	26	26	26	14	0				
7	9	Nicholas Strange		Mitsubishi Lancer EVO IX		2:42.0	2:58.057	2:45.336	2:43.260	2:47.233	2:43.905	2:43.353	2:46.083	3:15.533			129
							0	33	12	52	19	13	0	0			
8	13	David Stewart		Holden Maloo Ute		2:55.0	3:18.992	3:00.213	2:58.580	2:55.692	2:55.930	2:59.661	2:57.363				148
							0	52	35	6	9	46	0				
9	8	Michael McMillan		Mitsubishi Lancer EVO V		2:37.0	2:53.618	2:39.579	2:42.268	2:39.120	2:42.970	2:36.983	2:42.786	2:40.348			159
							0	25	52	21	59	2	0	0			
10	89	Rod Moynahan		Holden HQ		2:53.0	3:18.197	3:02.328	2:57.515	2:51.786	2:53.196	2:52.381	2:52.250				179
							0	93	45	26	1	14	0				
11	100	Charles Brown		Subaru WRX		2:58.5	3:18.936	3:05.384	3:05.521	3:02.679	2:59.248	2:59.092	2:58.590				191
							0	68	70	41	7	5	0				
12	990	Maxwell Williams		Audi TTRS 8J		2:40.0	2:52.457	2:42.831	2:42.988	2:46.950	2:41.476	2:46.567	2:40.931	2:44.374			205
							0	28	29	69	14	65	0	0			
13	57	Andrew Monks		Holden HSV GTS		2:42.0	3:11.057	2:41.841	2:43.703	2:56.423	2:40.941	2:43.978	2:54.154				206
							0	4	17	144	22	19	0				
14	195	Graham Smith		Holden HQ		2:53.0	3:15.576	3:00.245	2:59.124	2:57.589	2:55.581	2:56.273	2:56.662				235
							0	72	61	45	25	32	0				

Fastest time : 2:36.983 in lap 6 by nbr. 8 : Michael McMillan(Michael McMillan) ()

Publication-time

RESULTS www.bathurstmotorfestival.com.au

Timekeeping by : Bathurst Regional Council

Clerk of the Course	Steward	Timekeeper	
Ross Hill	Graham Humphreys	David Douglas	
Page 1 of 3			



Challenge Bathurst 2016

Regularity Group C - Trial # 1 - R3

23 - 27 November 2016

Bathurst - 6213 m tr.


Pos	Nbr	Name /Team name	CITY	Car	Year	Ref.time	1	2	3	4	5	6	7	8	9	10	Points
15	471	Warren Hotz		Mazda MX5		2:48.0	3:20.624	2:54.347	2:52.535	2:54.232	2:53.687	2:51.439	2:50.207				260
							0	63	45	62	56	34	0				
16	10	Adam Naccarata		Subaru WRX Sti Spec		2:37.0	2:53.554	2:41.300	2:45.227	2:43.767	2:40.141	2:42.735	2:41.736	2:43.366			280
							0	43	82	67	31	57	0	0			
17	49	Jason Stables		Renault Crio Cup		2:51.0	3:19.048	2:56.610	3:00.095	2:57.779	2:54.912	2:55.855	2:56.939				300
							0	56	90	67	39	48	0				
18	905	Bruce Garvie		Nissan R35 GTR		2:52.0	3:14.375	3:07.753	2:59.566	2:58.098	2:53.725	2:53.734	2:58.296				326
							0	157	75	60	17	17	0				
19	370	Keith Flanagan		Nissan 370Z		2:46.5	3:19.036	2:51.538	2:49.440	2:49.123	3:06.639	2:49.762	2:47.714				338
							0	50	29	26	201	32	0				
20	54	Scott Crimp		Mitsubishi Lancer EVO X		2:48.0	2:54.232	2:47.179	2:44.523	2:43.136	2:44.945	2:41.714	2:43.123	2:42.032			374
							0	18	70	98	62	126	0	0			
21	51	Andrew Watts		BMW E36 325		2:51.0	3:20.581	2:59.278	3:00.029	2:59.438	2:56.047	2:58.493	3:49.279				380
							0	82	90	84	50	74	0				
22	199	Guy Coles		Mazda MX5		3:04.0	3:14.463	3:13.354	3:14.059	3:16.116	3:08.571	3:06.612					385
							0	93	100	121	45	26					
23	281	James Moody		Aifa Romeo GTV6		2:55.0	3:21.650	3:07.488	2:58.378	3:04.183	2:59.206	3:04.897	2:58.300				388
							0	124	33	91	42	98	0				
24	67	Robert Williams		BMW E30 328i Coupe		2:50.0	3:13.682	3:05.630	2:57.000	2:56.541	2:52.587	2:57.337					389
							0	156	70	65	25	73					
25	27	Paul Jarvis		Ford Falcon AU XR6		2:45.0	3:18.889	3:00.002	2:53.361	2:51.339	2:51.231	2:51.131	2:50.068				419
							0	150	83	63	62	61	0				
26	33	Alexander Bland		BMW M3		2:50.0	3:17.250	3:02.722	3:03.363	2:56.149	2:53.799	3:00.629	2:57.944				464
							0	127	133	61	37	106	0				
27	11	John Morrow		Porsche GT3		2:55.0	3:11.111	3:06.669	3:04.111	3:04.616	3:04.277	3:04.383	3:04.983				488
							0	116	91	96	92	93	0				
28	4	Andrew Camilleri		Mitsubishi Lancer EVO VII		2:50.0	3:05.526	2:46.469	2:44.769	2:41.665	2:47.643	2:45.193	2:47.022	2:51.958			492
							0	72	106	168	48	98	0	0			

Fastest time : 2:36.983 in lap 6 by nbr. 8 : Michael McMillan(Michael McMillan) ()

Publication-time

RESULTS www.bathurstmotorfestival.com.au

Timekeeping by : Bathurst Regional Council

Clerk of the Course	Steward	Timekeeper	
Ross Hill	Graham Humphreys	David Douglas	
Page 2 of 3			



Challenge Bathurst 2016

Regularity Group C - Trial # 1 - R3

23 - 27 November 2016

Bathurst - 6213 m tr.

Pos	Nbr	Name /Team name	CITY	Car	Year	Ref.time	1	2	3	4	5	6	7	8	9	10	Points
29	88	James Parish		Mazda RX8 GT		2:42.0	3:14.349	3:05.644	2:57.330	2:57.910	2:54.544	2:53.060	2:50.338				783
							0	236	153	159	125	110	0				
30	427	Alexander Chambers		Holden HSV R8		2:58.0	3:13.755	3:02.426	3:02.669	3:06.068	3:08.515	3:48.911					784
							0	44	46	80	105	509					
31	78	Paul Royal		Nissan S15		2:50.0	2:51.965	2:41.465	2:41.286	2:42.202	2:40.272	2:41.312	2:43.628	2:42.746			874
							0	172	176	156	196	174	0	0			
32	94	Ross MacDonald		Ford Falcon EB VR6		2:56.0	3:16.686	3:11.451	3:16.243	3:18.455	3:16.949	3:11.859					947
							0	154	202	224	209	158					
33	217	Ross Betts		Porsche 981 Spyder		2:58.0	3:14.159	2:45.869	2:46.518	2:47.571	2:44.227	2:51.051	2:46.091				1100
							0	244	230	210	276	140	0				
DNC	30	Alex Veryinis		Holden Commodore		2:42.0	2:52.822	2:44.809	2:43.557	2:43.174	3:02.068						
							0	28	15	11	200						
DNC	47	Malcolm Pollard		Holden Commodore VX		2:55.0	3:12.858	2:56.645	2:58.235	3:23.574							
							0	16	32	285							
DNC	28	Timothy O'Connor		Subaru WRX Sti Spec		2:36.0	3:13.686	2:53.200	2:53.325	2:49.641	3:02.678						
							0	172	173	136	266						
EXC	911	Scott Hookey		Ferrari F458													


Issue 2 - Report adjustment

Fastest time : 2:36.983 in lap 6 by nbr. 8 : Michael McMillan(Michael McMillan) ()

Publication-time

RESULTS www.bathurstmotorfestival.com.au

Timekeeping by : Bathurst Regional Council

Clerk of the Course	Steward	Timekeeper	
Ross Hill	Graham Humphreys	David Douglas	
Page 3 of 3			