



## Challenge Bathurst 2016

Regularity Group A - Trial # 3 - R11

23 - 27 November 2016

Bathurst - 6213 m tr.


Pos	Nbr	Name /Team name	CITY	Car	Year	Ref.time	1	2	3	4	5	6	7	8	9	10	Points
1	22	Jason Hart		Holden Commodore VE		2:39.0	3:20.073	2:39.499	2:39.437	2:40.388	2:38.320	2:38.611	2:38.904	2:44.382			45
							0	4	4	13	14	8	2	0			
2	23	Warwick Morris		Porsche GT4		2:37.5	3:15.375	2:38.867	2:37.621	2:38.080	2:36.706	2:39.479	2:37.463	2:38.632			56
							0	13	1	5	16	19	2	0			
3	6	Mark Croudace		Porsche 911 GT3		2:37.0	3:08.201	2:37.781	2:38.769	2:37.798	2:36.949	2:38.746	2:38.267	2:38.401			62
							0	7	17	7	2	17	12	0			
4	92	Guy Lavoipierre		Porsche Cayman S		2:46.0	3:15.600	2:47.177	2:45.638	2:46.329	2:45.255	2:48.193	2:48.290				81
							0	11	8	3	16	21	22				
5	620	Steven Greenhill		Holden VZ SS UTE		2:39.0	3:26.829	2:46.162	2:40.299	2:38.918	2:38.923	2:38.888	2:39.345				94
							0	71	12	2	2	4	3				
6	73	Aldous Mitchell		Porsche Spyder		2:39.0	3:27.895	2:40.396	2:38.411	2:41.689	2:39.504	2:41.466	2:41.682	2:39.444			106
							0	13	12	26	5	24	26	0			
7	121	Neville Zarafetas		Porsche Cayman 987		2:46.0	3:15.405	2:46.223	2:43.823	2:45.929	2:45.964	2:48.124	2:51.224				123
							0	2	44	2	2	21	52				
8	286	Victor Watts		Porsche 968 CS		2:48.0	3:13.347	2:53.218	2:52.817	2:49.805	2:48.149	2:49.138	2:48.331				133
							0	52	48	18	1	11	3				
9	13	Damien Hart		Mitsubishi Lancer EVO		2:39.0	3:19.821	2:40.296	2:39.808	2:40.989	2:45.270	2:41.055	2:41.006	2:42.281			141
							0	12	8	19	62	20	20	0			
10	131	Michael O'Dowd		Porsche 911 GT3		2:37.0	3:02.775	2:37.492	2:38.659	2:37.600	2:36.583	2:39.377	2:45.250	2:39.235			141
							0	4	16	6	10	23	82	0			
11	96	Bruce Atlee		Holden Commodore VY		2:38.0	3:14.940	2:38.395	2:40.187	2:40.628	2:40.360	2:42.224	2:40.717	2:41.032			142
							0	3	21	26	23	42	27	0			
12	41	Cameron McKee		Ford Falcon XR6		2:49.0	3:12.354	2:51.656	2:56.293	2:49.558	2:50.394	2:50.753	2:50.246				145
							0	26	72	5	13	17	12				
13	302	Philip Walters		Ford Capri Perana		2:48.0	3:18.364	2:56.230	2:50.085	2:48.134	2:52.849	2:48.714	2:47.802				162
							0	82	20	1	48	7	4				
14	260	Mark Griffith		Datsun 260 Z		2:43.0	3:18.701	2:44.277	2:44.892	2:46.732	2:46.683	2:41.473	2:41.183				173
							0	12	18	37	36	32	38				

Fastest time : 2:36.583 in lap 5 by nbr. 131 : Michael O'Dowd (Michael O'Dowd) ( )

Publication-time

RESULTS [www.bathurstmotofestival.com.au](http://www.bathurstmotofestival.com.au)

Timekeeping by : Bathurst Regional Council

Clerk of the Course	Steward	Timekeeper	
Ross Hill	Graham Humphreys	David Douglas	
Page 1 of 3			



## Challenge Bathurst 2016

Regularity Group A - Trial # 3 - R11

23 - 27 November 2016

Bathurst - 6213 m tr.


Pos	Nbr	Name /Team name	CITY	Car	Year	Ref.time	1	2	3	4	5	6	7	8	9	10	Points
15	20	William Jordan		Volkswagen Golf R		2:50.0	3:25.083	2:50.200	2:48.580	2:47.380	2:49.256	2:49.184	2:46.788				186
							0	2	30	54	16	18	66				
16	76	Tyson Aldenhoven		Toyota 86		2:55.0	3:19.207	3:05.394	3:00.732	2:55.942	2:56.320	2:55.555	2:54.240				203
							0	103	57	9	13	5	16				
17	787	Kym Nines		Fidini Clubman		2:50.0	3:19.583	2:53.422	2:54.255	2:56.498	2:51.278	2:54.875	2:50.877				208
							0	34	42	64	12	48	8				
18	198	Ryan Gardner		BMW E36 M3		2:43.0	3:19.717	2:44.815	2:47.019	2:46.700	2:46.014	2:40.798	2:40.867				215
							0	18	40	37	30	46	44				
19	331	Peter Carruthers		Nissan Sky line		2:54.0	3:19.350	3:04.203	2:59.431	2:57.146	2:56.615	2:54.930	2:53.829				226
							0	102	54	31	26	9	4				
20	976	Kevin Hall		Subaru 2005 Sti		2:44.0	3:16.896	2:48.302	2:42.195	2:45.523	2:47.134	2:41.073	2:41.192				245
							0	43	38	15	31	60	58				
21	19	Criston Johansen		Lotus Elise-111R		2:45.0	3:17.182	2:51.013	2:51.822	2:47.936	2:47.269	2:46.933	2:50.478				252
							0	60	68	29	22	19	54				
22	49	Jason Stables		Renault Crib Cup		2:45.5	3:16.733	2:55.313	2:48.673	2:48.754	2:54.032	2:46.558	2:48.663				287
							0	98	31	32	85	10	31				
23	14	Terry Mayfield		Holden HQ		3:00.0	3:17.308	3:00.138	2:59.421	2:56.767	2:57.085	2:54.044	2:53.602				387
							0	1	12	66	60	120	128				
24	97	Alastair Dow		Puma Clubman		2:43.0	3:20.849	2:46.314	2:45.062	2:40.755	2:43.475	3:20.486	2:44.694				493
							0	33	20	46	4	374	16				
25	62	David Petrikas		BMW M3		2:43.0	3:14.744	2:44.841	2:47.445	2:42.400	2:46.470	2:46.863	3:21.440				530
							0	18	44	12	34	38	384				
26	50	Leonard Cattlin		Ford Mustang Fastback		2:36.0	2:35.031	2:36.648	2:38.391	2:39.201	2:38.823	2:39.086	2:38.230	2:38.781			541
							0	6	23	32	28	30	22	0			
27	12	Clayton Shipp		BMW 325i E30		2:40.0	3:15.374	2:51.934	2:49.943	2:48.625	2:47.886	2:47.593	2:49.074				547
							0	119	99	86	78	75	90				
28	410	Robert Viner		Mazda MX5		2:42.0	3:21.884	2:55.962	2:49.824	2:50.890	2:49.951	2:46.929	2:53.789				550
							0	139	78	88	79	49	117				

Fastest time : 2:36.583 in lap 5 by nbr. 131 : Michael O'Dow d(Michael O'Dow d) ()

Publication-time

RESULTS [www.bathurstmotorfestival.com.au](http://www.bathurstmotorfestival.com.au)

Timekeeping by : Bathurst Regional Council

Clerk of the Course	Steward	Timekeeper	
Ross Hill	Graham Humphreys	David Douglas	
Page 2 of 3			



## Challenge Bathurst 2016

Regularity Group A - Trial # 3 - R11

23 - 27 November 2016

Bathurst - 6213 m tr.

Pos	Nbr	Name /Team name	CITY	Car	Year	Ref.time	1	2	3	4	5	6	7	8	9	10	Points
29	5	Brian Needs		Mercedes-Benz A45 AMG		2:43.0	3:18.818	2:51.008	2:52.108	2:47.821	2:46.210	2:47.170	3:11.622				578
							0	80	91	48	32	41	286				
30	113	Matthew Greenwood		BMW 135i		2:37.0	3:27.815	2:44.976	2:49.821	2:48.519	2:47.722	2:49.781	2:47.011				656
							0	79	128	115	107	127	100				
31	43	Andrew Raymond		PRB Birkin S3 2004		2:48.0	3:15.248	2:59.613	3:01.884	3:01.774	3:00.708	3:03.625	3:00.614				800
							0	116	138	137	127	156	126				
32	93	Craig Ferdinands		Audi RS5		2:45.0	3:16.415	3:04.713	3:08.234	2:48.487	3:16.112	2:54.555	2:47.677				895
							0	197	232	34	311	95	26				
33	86	Jonathan Lawson		Subaru V5 GC8		2:36.0	2:46.080	2:47.268	2:43.424	2:42.044	2:44.038	3:16.138	2:55.433	2:47.687			921
							0	112	74	60	80	401	194	0			
DNC	8	Nicholas Ashwin		Mitsubishi Lancer EVO V		2:37.0	2:48.384	2:37.396	2:36.739	2:39.219	2:37.099						
							0	3	6	22	0						
DNC	69	Nigel Olsen		Ford Falcon BA XR6T		2:41.0	3:23.068	2:45.927	2:41.158	2:38.264	2:38.889						
							0	49	1	56	44						
DNC	81	Daryl Head		Porsche GT3		2:38.0	3:15.780	2:39.704	2:38.323	2:47.735	2:53.708						
							0	17	3	97	157						
EXC	78	Andy Harris		Mazda MX5													
EXC	88	Brian Bugh		Chevrolet Corvette 206													
EXC	116	Lovett-Lovett		Porsche 997 Cup Car													
EXC	222	James Bullock		Porsche 911 GT3													
EXC	911	Scott Hookey		Ferrari F458													

Issue 2 - Cars 787 and 976 nominated times corrected, Car 222 excluded (under min time), Car 50 penalty (400 pts, speeding in pit lane)


Issue 3 - Car 49 Nominated time corrected

Fastest time : 2:36.583 in lap 5 by nbr. 131 : Michael O'Dowd (Michael O'Dowd) ()

Publication-time

RESULTS [www.bathurstmotorfestival.com.au](http://www.bathurstmotorfestival.com.au)

Timekeeping by : Bathurst Regional Council

Clerk of the Course	Steward	Timekeeper	
Ross Hill	Graham Humphreys	David Douglas	
Page 3 of 3			