



Challenge Bathurst 2016

Regularity Group A - Trial # 2 - R6

23 - 27 November 2016

Bathurst - 6213 m tr.


Pos	Nbr	Name /Team name	CITY	Car	Year	Ref.time	1	2	3	4	5	6	7	8	9	10	Points
1	6	Mark Croudace		Porsche 911 GT3		2:38.0	3:45.065	2:38.374	2:38.225	2:38.822	2:38.761						13
2	198	Ryan Gardner		BMW E36 M3		2:43.0	3:54.273	2:45.515	2:43.768	2:42.898	2:41.143						36
3	73	Aldous Mitchell		Porsche Spyder		2:40.0	3:47.712	2:40.635	2:40.155	2:38.534	2:39.805						37
4	62	David Petrikas		BMW M3		2:43.7	3:56.628	2:45.868	2:43.187	2:44.671	2:42.395						42
5	131	Michael O'Dowd		Porsche 911 GT3		2:37.5	3:45.127	2:39.551	2:37.270	2:40.094	2:38.296						51
6	260	Mark Griffith		Datsun 260 Z		2:43.0	3:51.322	2:46.496	2:43.100	2:42.238	2:42.940						51
7	81	Daryl Head		Porsche GT3		2:38.0	3:45.760	2:40.889	2:38.496	2:36.666	2:36.525						60
8	92	Guy Lavoipierre		Porsche Cayman S		2:48.0	3:53.777	2:50.021	2:46.451	2:47.350							66
9	78	Andy Harris		Mazda MX5		2:37.0	3:43.179	2:41.707	2:38.970	2:37.309	2:40.077						69
10	222	James Bullock		Porsche 911 GT3		2:39.0	3:44.994	2:41.306	2:38.428	2:37.280	2:39.525						71
11	22	Jason Hart		Holden Commodore VE		2:39.0	3:54.146	2:41.762	2:41.890	2:37.393	2:38.517						89
12	50	Leonard Cattlin		Ford Mustang Fastback		2:36.0	3:47.243	2:41.533	2:38.741	2:37.341	2:40.226						95
13	331	Peter Carruthers		Nissan Skyline		2:54.0	3:46.758	2:58.839	2:57.988	2:56.102							108
14	14	Terry Mayfield		Holden HQ		3:00.0	3:40.079	3:07.618	3:03.035	3:00.626							112

Fastest time : 2:36.525 in lap 5 by nbr. 81 : Daryl Head ()

Publication-time

RESULTS www.bathurstmotorfestival.com.au

Timekeeping by : Bathurst Regional Council

Clerk of the Course	Steward	Timekeeper	
Ross Hill	Graham Humphreys	David Douglas	
Page 1 of 3			



Challenge Bathurst 2016

Regularity Group A - Trial # 2 - R6

23 - 27 November 2016

Bathurst - 6213 m tr.


Pos	Nbr	Name /Team name	CITY	Car	Year	Ref.time	1	2	3	4	5	6	7	8	9	10	Points
15	49	Jason Stables		Renault Crio Cup		2:45.5	3:45.338	2:53.458	2:47.876	2:46.754							114
							0	79	23	12							
16	20	William Jordan		Volkswagen Golf R		2:50.0	3:51.067	2:55.934	2:52.778	2:52.961							115
							0	59	27	29							
17	23	Warwick Morris		Porsche GT4		2:40.0	3:45.500	2:42.712	2:44.775	2:37.576	2:43.950						124
							0	27	47	50	0						
18	302	Philip Walters		Ford Capri Perana		2:48.0	3:55.011	2:56.549	2:52.192	2:48.220							128
							0	85	41	2							
19	620	Steven Greenhill		Holden VZ SS UTE		2:39.0	3:54.577	2:45.623	2:43.361	2:41.435	2:41.489						133
							0	66	43	24	0						
20	286	Victor Watts		Porsche 968 CS		2:48.0	3:50.012	2:56.308	2:53.491	2:48.331							140
							0	83	54	3							
21	13	Damien Hart		Mitsubishi Lancer EVO		2:39.0	3:47.275	2:43.680	2:41.929	2:45.767	2:40.786						142
							0	46	29	67	0						
22	911	Gary Kotzur		Ferrari F458		2:37.0	3:42.428	2:47.256	2:39.004	2:39.513	2:49.433						147
							0	102	20	25	0						
23	976	Kevin Hall		Subaru 2005 Sti		2:44.0	3:43.373	2:55.866	2:48.868	2:45.452							180
							0	118	48	14							
24	41	Cameron McKee		Ford Falcon XR6		2:49.0	3:41.841	2:59.664	2:52.978	2:55.194							206
							0	106	39	61							
25	787	Kym Nines		Fidini Clubman		2:50.0	3:46.999	2:58.821	2:58.716	2:53.958							214
							0	88	87	39							
26	19	Criston Johansen		Lotus Elise-111R		2:45.0	3:53.975	2:57.236	2:51.593	2:52.496							261
							0	122	65	74							
27	86	John Richardson		Subaru V5 GC8		2:36.0	3:49.420	2:51.837	2:43.917	2:41.102							288
							0	158	79	51							
28	69	Nigel Olsen		Ford Falcon BA XR6T		2:41.0	3:45.911	2:46.998	2:43.892	3:03.744							314
							0	59	28	227							

Fastest time : 2:36.525 in lap 5 by nbr. 81 : Daryl Head ()

Publication-time

RESULTS www.bathurstmotorfestival.com.au

Timekeeping by : Bathurst Regional Council

Clerk of the Course	Steward	Timekeeper	
Ross Hill	Graham Humphreys	David Douglas	
Page 2 of 3			



Challenge Bathurst 2016

Regularity Group A - Trial # 2 - R6

23 - 27 November 2016

Bathurst - 6213 m tr.

Pos	Nbr	Name /Team name	CITY	Car	Year	Ref.time	1	2	3	4	5	6	7	8	9	10	Points
29	116	Gregory Lovett		Porsche 997 Cup Car		2:37.0	3:41.405	2:54.620	2:48.225	2:43.248							350
							0	176	112	62							
30	12	Clayton Shipp		BMW 325i E30		2:40.0	3:47.882	2:54.520	2:53.860	2:48.941							372
							0	145	138	89							
31	121	Neville Zarafetas		Porsche Cayman 987		2:46.0	3:44.888	3:07.831	2:50.604	3:01.634							420
							0	218	46	156							
32	5	Brian Needs		Mercedes-Benz A45 AMG		2:43.0	3:44.939	2:57.791	2:58.261	2:55.451							423
							0	147	152	124							
33	31	Andrew Collins		Nissan R31 Skyline		2:45.0	3:54.829	3:06.517	2:57.293	2:57.798							464
							0	215	122	127							
34	97	Alastair Dow		Puma Clubman		2:42.0	3:46.588	3:10.220	2:48.884	2:53.584							465
							0	282	68	115							
35	43	Andrew Raymond		PRB Birkin S3 2004		2:48.0	3:43.381	3:09.975	3:02.746	3:00.889							494
							0	219	147	128							
36	113	Matthew Greenwood		BMW 135i		2:37.0	3:50.074	2:55.308	2:55.347	2:56.492							560
							0	183	183	194							
37	93	Craig Ferdinands		Audi RS5		2:45.0	3:47.280	3:16.262	2:52.943	3:05.236							593
							0	312	79	202							
38	410	David Viner		Mazda MX5		2:42.0	3:50.880	3:08.886	3:04.440	3:02.743							699
							0	268	224	207							
DNC	8	Nicholas Ashwin		Mitsubishi Lancer EVO V													
EXC	88	Brian Bugh		Chevrolet Corvette 206													

Issue 2 - Cars 787 and 976 nominated times corrected


Issue 3 - Car 49 Nominated time corrected

Fastest time : 2:36.525 in lap 5 by nbr. 81 : Daryl Head ()

Publication-time

RESULTS www.bathurstmotofestival.com.au

Timekeeping by : Bathurst Regional Council

Clerk of the Course	Steward	Timekeeper	
Ross Hill	Graham Humphreys	David Douglas	
Page 3 of 3			