



## Challenge Bathurst 2016

Regularity Group A - Trial # 1 - R1

23 - 27 November 2016

Bathurst - 6213 m tr.


Pos	Nbr	Name /Team name	CITY	Car	Year	Ref.time	1	2	3	4	5	6	7	8	9	10	Points
1	131	Michael O'Dow d		Porsche 911 GT3		2:37.5	3:12.026	2:39.706	2:37.482	2:37.313	2:37.885	2:38.617	2:38.686	2:38.250			42
							0	22	2	4	3	11	0	0			
2	222	James Bullock		Porsche 911 GT3		2:39.0	3:12.255	2:42.285	2:38.905	2:39.104	2:39.493	2:38.221	2:39.126	2:39.556			55
							0	32	2	1	4	16	0	0			
3	260	Mark Griffith		Datsun 260 Z		2:43.0	3:24.847	2:45.197	2:44.503	2:44.763	2:43.525	2:43.079	2:43.633				58
							0	21	15	17	5	0	0				
4	23	Warw ick Morris		Porsche GT4		2:40.0	3:12.583	2:40.952	2:41.378	2:40.506	2:40.635	2:38.723	2:40.941	2:39.860			59
							0	9	13	5	6	26	0	0			
5	6	Mark Croudace		Porsche 911 GT3		2:38.0	3:13.690	2:37.681	2:38.439	2:40.849	2:39.390	2:39.128	2:39.125	2:40.585			64
							0	8	4	28	13	11	0	0			
6	81	Daryl Head		Porsche GT3		2:38.0	3:14.425	2:36.666	2:38.441	2:42.181	2:37.851	2:39.090	2:39.038				87
							0	28	4	41	4	10	0				
7	73	Aldous Mitchell		Porsche Spyder		2:41.0	3:25.377	2:43.666	2:42.304	2:48.028	2:40.832	2:41.251	2:43.917				115
							0	26	13	70	4	2	0				
8	50	Leonard Cattlin		Ford Mustang Fastback		2:36.0	3:12.621	2:39.670	2:40.076	2:37.630	2:38.069	2:37.182	2:37.158	2:37.196			123
							0	36	40	16	20	11	0	0			
9	20	William Jordan		Volkswagen Golf R		2:50.0	3:17.693	2:54.309	2:53.699	2:50.586	2:52.483	2:51.693	2:52.070				124
							0	43	36	5	24	16	0				
10	78	Andy Harris		Mazda MX5		2:37.0	3:10.963	2:40.430	2:38.514	2:38.429	2:41.611	2:38.911	2:36.768	2:37.703			128
							0	34	15	14	46	19	0	0			
11	121	Neville Zarafetas		Porsche Cayman 987		2:46.0	3:25.374	2:49.533	2:49.220	2:45.697	2:44.653	2:44.612	2:44.305				131
							0	35	32	8	28	28	0				
12	92	Guy Lavoipierre		Porsche Cayman S		2:48.0	3:14.311	2:50.871	2:48.612	2:51.936	2:50.787	2:51.692	2:48.089				136
							0	28	6	39	27	36	0				
13	331	Peter Carruthers		Nissan Sky line		2:54.0	3:15.628	2:59.337	2:57.433	2:55.651	2:57.437	2:56.773	2:58.349				164
							0	53	34	16	34	27	0				
14	976	Kevin Hall		Subaru 2005 Sti		2:44.0	3:26.542	2:45.428	2:43.996	2:43.204	2:40.703	2:40.577	2:43.521				168
							0	14	2	16	66	70	0				

Fastest time : 2:36.666 in lap 2 by nbr. 81 : Daryl Head ()

Publication-time

RESULTS [www.bathurstmotorfestival.com.au](http://www.bathurstmotorfestival.com.au)

Timekeeping by : Bathurst Regional Council

Clerk of the Course	Steward	Timekeeper	
Ross Hill	Graham Humphreys	David Douglas	
Page 1 of 3			



## Challenge Bathurst 2016

Regularity Group A - Trial # 1 - R1

23 - 27 November 2016

Bathurst - 6213 m tr.


Pos	Nbr	Name /Team name	CITY	Car	Year	Ref.time	1	2	3	4	5	6	7	8	9	10	Points
15	620	Steven Greenhill		Holden VZ SS UTE		2:40.0	3:25.237	2:45.177	2:42.687	2:48.934	2:40.558	2:39.243	2:43.514				187
							0	51	26	89	5	16	0				
16	13	Damien Hart		Mitsubishi Lancer EVO		2:39.0	3:12.194	2:42.425	2:42.592	2:42.542	2:42.911	2:43.973	2:42.027	2:46.440			192
							0	34	35	35	39	49	0	0			
17	302	Philip Walters		Ford Capri Perana		2:48.0	3:22.478	2:55.045	2:50.923	2:51.868	2:49.511	2:52.780	2:48.351				199
							0	70	29	38	15	47	0				
18	286	Victor Watts		Porsche 968 CS		2:48.0	3:19.193	2:54.133	2:53.217	2:50.792	2:50.813	2:54.321	2:50.677				231
							0	61	52	27	28	63	0				
19	49	Jason Stables		Renault Clio Cup		2:45.5	3:22.409	2:53.600	2:50.457	2:50.597	2:47.974	2:48.998	2:47.694				238
							0	81	49	50	24	34	0				
20	22	Jason Hart		Holden Commodore VE		2:39.0	3:21.034	2:46.273	2:42.854	2:42.053	2:42.775	2:45.424	2:45.171				241
							0	72	38	30	37	64	0				
21	787	Kym Nannes		Fidini Clubman		2:50.0	3:14.060	2:56.446	2:56.644	2:55.541	2:55.291	2:50.837	2:50.232				245
							0	64	66	55	52	8	0				
22	62	David Petrikas		BMW M3		2:43.7	3:18.333	2:49.918	2:48.439	2:53.816	2:46.890	2:44.686	2:44.992				250
							0	62	47	101	31	9	0				
23	76	Tyson Aldenhoven		Toyota 86		2:55.0	3:15.734	3:02.469	3:02.826	3:04.061	3:00.823	2:59.518	3:00.606				345
							0	74	78	90	58	45	0				
24	96	Bruce Atlee		Holden Commodore VY		2:38.0	3:17.554	2:48.919	2:44.612	2:43.041	2:46.521	2:43.911	2:43.094				369
							0	109	66	50	85	59	0				
25	19	Criston Johansen		Lotus Elise-111R		2:45.0	3:21.876	2:57.428	2:53.768	2:50.021	2:49.011	2:53.815	2:48.630				389
							0	124	87	50	40	88	0				
26	198	Ryan Gardner		BMW E36 M3		2:43.0	3:24.710	2:51.281	2:49.499	2:53.673	2:50.197	2:50.360	2:47.117				396
							0	82	64	106	71	73	0				
27	88	Brian Bugh		Chevrolet Corvette 206		2:40.0	3:22.143	2:49.671	2:42.703	2:56.100	2:55.573	2:49.382	2:48.264				532
							0	96	27	161	155	93	0				
28	5	Brian Needs		Mercedes-Benz A45 AMG		2:39.0	3:20.716	2:52.513	2:50.889	2:51.671	2:49.862	2:52.164	2:48.705				618
							0	135	118	126	108	131	0				

Fastest time : 2:36.666 in lap 2 by nbr. 81 : Daryl Head ()

Publication-time

RESULTS [www.bathurstmotorfestival.com.au](http://www.bathurstmotorfestival.com.au)

Timekeeping by : Bathurst Regional Council

Clerk of the Course	Steward	Timekeeper	
Ross Hill	Graham Humphreys	David Douglas	
Page 2 of 3			



## Challenge Bathurst 2016

Regularity Group A - Trial # 1 - R1

23 - 27 November 2016

Bathurst - 6213 m tr.

Pos	Nbr	Name /Team name	CITY	Car	Year	Ref.time	1	2	3	4	5	6	7	8	9	10	Points	
29	12	Clayton Shipp		BMW 325i E30		2:40.0	3:21.415	2:55.405	2:52.449	2:51.395	2:51.297	2:55.598	2:49.813					658
							0	154	124	113	112	155	0					
30	410	David Viner		Mazda MX5		2:42.0	3:21.367	3:03.544	3:00.148	2:56.411	3:00.106	2:55.431	2:55.524					855
							0	215	181	144	181	134	0					
31	41	Tony Loricco		Ford Falcon XR6		2:49.0	3:27.096	3:09.582	3:10.069	3:08.691	3:03.765	3:05.062						918
							0	205	210	196	147	160						
32	93	Craig Ferdinands		Audi RS5		2:45.0	3:27.564	3:00.922	2:53.032	3:18.610	2:49.388	3:20.205						970
							0	159	80	336	43	352						
33	14	Terry Mayfield		Holden HQ		3:00.0	3:26.714	3:20.603	4:06.340	3:07.514	3:07.784	3:03.568						1056
							0	206	663	75	77	35						
34	31	Andrew Collins		Nissan R31 Sky line		2:45.0	3:23.019	3:09.198	3:04.561	3:15.685	3:04.710	3:06.012						1149
							0	241	195	306	197	210						
DNC	86	Jonathan Law son		Subaru V5 GC8		2:36.0	3:12.896	2:46.443	2:42.338	3:20.138								
							0	104	63	441								
DNC	116	Jamie Lovett		Porsche 997 Cup Car		2:37.0	3:19.086	2:39.638	5:16.853									
							0	26	1598									
DNC	123	Phillip Moore		Ford GT40			3:38.890											
							0											
DNC	990	Roxanne Saba		Porsche Cayman S														
EXC	8	Nicholas Ashwin		Mitsubishi Lancer EVO V														
EXC	911	Scott Hookey		Ferrari F458														

Issue 2 - Report adjustment


Issue 3 - Car 62 Nominated time corrected

Fastest time : 2:36.666 in lap 2 by nbr. 81 : Daryl Head ()

Publication-time

RESULTS [www.bathurstmotorfestival.com.au](http://www.bathurstmotorfestival.com.au)

Timekeeping by : Bathurst Regional Council

Clerk of the Course	Steward	Timekeeper	
Ross Hill	Graham Humphreys	David Douglas	
Page 3 of 3			