

Hankook 24H PAUL-RICARD 2015

Creventic

Result of 24H - Race

10 - 12 July 2015
Paul Ricard - 5842 mtr.

A6 - mainly GT3 Cars

Pos	Nbr	Name / Entrant	Car	Gap	Diff	Best Lapttime Km/h	In	Race Time Km/h
1	30	Ram Racing Ram Racing	Mercedes SLS AMG GT3 Onslow-Cole-White-Jaeger-Christodoulou	-- 586 laps --		2:08.724 163.38	389	24:00:6.030 142.63
2	7	HB Racing Team Herberth Herberth Motorsport	Porsche 997 GT3 R Allemann-Handlos-Schreier-Renauer-Armindo	-- 584 laps --		2:08.466 163.71	415	24:01:09.782 142.04
3	2	HP Racing HP Racing	Mercedes SLS AMG GT3 Proczyk-Bleekemolen-Renger-Tilke-Kofler	-- 574 laps --		2:10.090 161.67	130	24:00:6.347 139.71
4	4	Scuderia Praha Scuderia Praha	Ferrari 458 Italia GT3 Pisa ik-Ji ik-Malucelli-Kox	-- 571 laps --		2:09.292 162.66	440	24:00:12.836 138.97
5	27	Car Collection Motorsport 2 Car Collection Motorsport	Mercedes SLS AMG GT3 Dr. Kirchhoff-Edelhoff-Grimm-Vogler	-- 553 laps --		2:13.353 157.71	194	24:01:56.427 134.42
6	10	Hofoer-Racing 2 Hofoer-Racing	Mercedes SLS AMG GT3 Kroll-Heyer-Eggimann-Frankenhou-Kroll	-- 534 laps --		2:11.489 159.95	444	24:00:46.670 129.91
7	6	Gravity Racing International Gravity Racing International	Mercedes SLS AMG GT3 Radermecker-Lux-Lopez Fojaca-Janis	-- 500 laps --		2:10.374 161.31	4	21:34:57.194 135.34
8	16	Simpson Motorsport Peter Cook	Audi R8 LMS GT3 Cook-Pelle-Jöns-Sharpe	-- 400 laps --		2:09.454 162.46	2	16:57:18.425 137.82
9	33	SPS automotive-performance SPS automotive performance	Mercedes SLS AMG GT3 Pierburg-Arnold-Müller-Müller	-- 362 laps --		2:09.176 162.81	360	16:20:39.505 129.39

997 - Porsche 991 / 997 Cup Cars

Pos	Nbr	Name / Entrant	Car	Gap	Diff	Best Lapttime Km/h	In	Race Time Km/h
1	17	Ruffier Racing Jean Claude Ruffier	Porsche 991 Cup Lafargue-Lafargue-Abergel-Enjalbert	-- 561 laps --		2:14.993 155.79	135	24:02:21.003 136.33
2	55	Crubilé Sport Sébastien Crubilé	Porsche 991 Cup Crubilé-Perrodo-Collard-Mezard	-- 555 laps --		2:14.996 155.79	4	24:01:55.887 134.91
3	77	GDL racing 2 GDL Racing	Porsche 991 Cup Iossifidis-Vignali-Terrail-Keong Wee	-- 543 laps --		2:18.268 152.10	377	24:00:42.151 132.11
4	63	Porsche Lorient Racing 2 Frédéric Lelievre	Porsche 997 Cup S Lelievre-Polette-Blasco-Ancel-Mouez	1:58.996	1:58.996	2:16.073 154.56	6	24:02:41.147 131.92
5	51	MSG Motorsport 1 MSG Motorsport	Porsche 991 Cup Luis Talermann-Borness-Engel-Watt-Rettenbacher	-- 536 laps --		2:16.068 154.56	267	24:02:15.279 130.26
6	60	Speedlover 1 Speedlover & Allure	Porsche 991 Cup Richard-Despriet-Paque-Rivas	-- 521 laps --		2:18.372 151.99	140	24:00:19.583 126.79
7	62	Porsche Lorient Racing 1 Jean-Francois Demorae	Porsche 997 Cup S Demorge-Demorge-Roy-Pialat	28.084	28.084	2:16.513 154.06	415	24:00:47.667 126.75
8	20	MRS GT-Racing 1 MRS GT-Racing	Porsche 991 Cup Putman-Espenlaub-Russel-Foster	-- 496 laps --		2:16.071 154.56	302	24:00:7.479 120.72
9	49	LE DUIGOU RACING Bruno Tortora	Porsche 997 Cup Tortora-Carugati-Metzger-Sarrea	-- 488 laps --		2:19.944 150.28	154	24:02:27.381 118.58
10	52	MSG Motorsport 2 MSG Motorsport	Porsche 991 Cup Wimmer-Hauschild-Fjordbach-Regalia-Rettenbacher	-- 171 laps --		2:14.412 156.47	144	8:58:39.963 111.27

Fastest time : 2:08.466 in lap 415 by nbr. 7 : HB Racing Team Herberth(Nicolas Armindo) (Porsche)

Results and Laptimes : www.raceresults.nu

Timekeeping by : RSTime by TimeService.nl

Publication-time

Time Printed : 15:00

Race Director	Steward	Timekeeper	Official Timekeeper B.R.M. -- Chronographes --
Martin van de Pavert		Sanne van der Meer -	
Page 1 of 4	Results remain provisional pending technical examination and decisions from the stewards of the meeting		

Hankook 24H PAUL-RICARD 2015

Creventic

Result of 24H - Race

10 - 12 July 2015
Paul Ricard - 5842 mtr.

SP2 - Special Cars (mainly GT-Cars and Silhouette Cars)

Pos	Nbr	Name / Entrant	Car	Gap	Diff	Best Lapttime Km/h	In	Race Time Km/h
1	92	MARC Cars Australia 2 Ryan McLeod	MARC Focus V8 Smith-Kaye-Leemhuis-Morrall	-- 545 laps --		2:14.255 156.65	54	24:00:16.764 132.63
2	93	MARC Cars Australia 3 Ryan McLeod	MARC Mazda 3 V8 Niall-Camilleri-Niall-Harvey	-- 542 laps --		2:18.912 151.40	3	24:00:53.101 131.85
3	159	Red Camel-Jordans.nl 1 Red Camel-Jordans.nl	MARC Mazda 3 V8 Breukers-Breukers-Nearn-Farmer	-- 514 laps --		2:19.152 151.14	191	24:00:32.521 125.06
4	22	Leipert Motorsport Leipert Motorsport	Lamborghini Huracán Leone-Provost-Perrin-de la Chapelle-Amrouche	-- 510 laps --		2:17.015 153.50	426	24:02:25.290 123.93
5	150	GC Automobile Alban Varutti	GC Automobile GC 10 V8 Varutti-Pontais-Pasquet-Soubiron	-- 482 laps --		2:16.814 153.72	4	23:35:23.123 119.36
6	125	BOUTSEN GINION RACING BOUTSEN GINION RACING	Maserati Gran Turismo Broggi-de Fierlant-Ulivieri-Waszczinski	-- 447 laps --		2:22.781 147.30	6	24:01:10.209 108.71
7	91	MARC Cars Australia 1 Ryan McLeod	MARC Focus V8 McLeod-Kassulke-Gersekowski	-- 420 laps --		2:18.952 151.36	216	24:02:10.594 102.08
8	164	team Alten Olivier Gomes	GC Automobile GC 10 V8 Gomez-Kabaz-Gaillard-Reymond	-- 162 laps --		2:16.482 154.10	4	24:05:14.658 39.53
9	66	ARC Bratislava ARC Bratislava	Porsche 997 Cup S Konopka-Konopka-Mikulasko	-- 97 laps --		2:17.134 153.36	39	5:07:39.223 110.51

SP3 - Special Cars (mainly GT4 Cars)

Pos	Nbr	Name / Entrant	Car	Gap	Diff	Best Lapttime Km/h	In	Race Time Km/h
1	206	Nova Race 2 Nova Race	Ginetta G50 GT4 Cimadomo-Barengi-Blomstedt-Mantori	-- 516 laps --		2:23.191 146.88	296	24:01:08.047 125.50
2	200	Nova Race 1 Nova Race	Ginetta G55 GT4 Vescovi-Ferri-Magnoni-Fletcher	-- 422 laps --		2:22.469 147.62	260	24:01:07.946 102.64
3	170	Speedworks Motorsport 2 Speedworks Motorsport	Aston Martin Vantage GT4 Gilbert-Modell-Liquorish-Hughes	-- 242 laps --		2:23.285 146.78	141	13:25:15.552 105.33
4	160	Cor Euser Racing 1 Cor Euser Racing	Lotus Evora GT4 Prewitt-Rice-Verburg-Euser	-- 217 laps --		2:24.738 145.31	148	10:45:33.800 117.82
5	161	Securtal Sorg Rennsport 1 Team Securtal Sorg Rennsport	BMW E92 M3 GT4 Elsässer-Bender-Follett-Kratz	-- 104 laps --		2:26.577 143.48	2	5:19:28.280 114.10

A5 - Petrol Touring Cars 3000 up to 3500 cc

Pos	Nbr	Name / Entrant	Car	Gap	Diff	Best Lapttime Km/h	In	Race Time Km/h
1	75	Hofor-Kuepperracing Hofor-Racing	BMW E46 M3 Coupe Paulavets-Kroll-Reicher-Küpper-Kroll	-- 400 laps --		2:28.341 141.78	326	24:00:46.753 97.31
2	83	Cor Euser Racing 2 Cor Euser Racing	BMW M3 Prewitt-Rice-O'Reilley-Miller-Briody	-- 261 laps --		2:32.762 137.67	29	24:00:34.448 63.50
3	146	Saxon Motorsport Nick Barrow	BMW 135D GTR Barrow-Barrow-Allpass-Morrow	-- 115 laps --		2:24.770 145.27	11	10:10:16.904 66.05
4	14	Hofor-Kuepperracing 2 Hofor-Racing	BMW E46 M3 Coupe Kroll-Kroll-Eggimann-Küpper	-- 19 laps --		2:36.455 134.42	18	2:59:36.855 37.07


Fastest time : 2:08.466 in lap 415 by nbr. 7 : HB Racing Team Herberth(Nicolas Armindo) (Porsche)

Results and Laptimes : www.raceresults.nu

Timekeeping by : RSTime by TimeService.nl

Publication-time

Time Printed : 15:00

Race Director Martin van de Pavert	Steward	Timekeeper Sanne van der Meer -	Official Timekeeper 
Page 2 of 4	Results remain provisional pending technical examination and decisions from the stewards of the meeting		

Hankook 24H PAUL-RICARD 2015

Creventic

Result of 24H - Race

10 - 12 July 2015
Paul Ricard - 5842 mtr.

A3T - Petrol Touring Cars Turbo - 1650 up to 2000 cc

Pos	Nbr	Name / Entrant	Car	Gap	Diff	Best Lapttime Km/h	In	Race Time Km/h
1	208	Team Altran 1 Guillaume Roman	Peugeot 208 GTi Roman-de Andres-Bischoff-Palette	-- 532 laps --		2: 23.599 146.46	325	24: 00: 48.863 129.42
2	98	NKPP Racing Bas Koeten Racing	Seat Leon Cup Racer Bessem-Hilders-van den Berge	-- 528 laps --		2: 25.890 144.16	73	24: 02: 25.723 128.30
3	95	Mamac Ogilvy Duel Racing Mamac Ogilvy Duel Racing	Seat Leon Cup Racer Moutran-Moutran-Moutran-Quaife	-- 522 laps --		2: 25.364 144.68	302	24: 01: 07.423 126.96
4	205	Team Altran 2 Francois Riaux	Peugeot 208 GTi Riaux-Nury-Rostan-Vaissiere	-- 511 laps --		2: 25.865 144.18	143	24: 01: 02.162 124.29
5	101	Red Camel-Jordans.nl 2 Red Camel-Jordans.nl	Seat Leon Cup Racer Odille-de Heus-Kresnik-Bueler	-- 510 laps --		2: 22.923 147.15	474	24: 00: 24.894 124.10
6	102	Zest Racecar Engineering Zest Racecar Engineering	Seat Leon Supercopa Götsche-Götsche-Tharani-Taylor	-- 463 laps --		2: 28.775 141.36	239	24: 03: 50.741 112.40
7	105	R-Breizhmotorsport Cédric Chapron	Seat Leon Supercopa Chapron-Pinaud-le Bouleec-Tramontin-"Segolen"	-- 414 laps --		2: 26.702 143.36	261	24: 03: 50.024 100.50
8	100	Motorsport developpement Sebastien Dussolliet	Seat Leon Cup Racer Dussolliet-Gerard-Courtois-Brochier	-- 234 laps --		2: 23.429 146.63	4	12: 42: 23.909 107.58

Cup 1 BMW M235i Racing Cup

Pos	Nbr	Name / Entrant	Car	Gap	Diff	Best Lapttime Km/h	In	Race Time Km/h
1	67	Securtal Sorg Rennsport 2 Team Securtal Sorg Rennsport	BMW M235i Racing Cup Griebner-Steffny-Sorg-Müller-Felix	-- 500 laps --		2: 30.075 140.14	264	24: 00: 47.968 121.64
2	79	Bonk Motorsport Bonk Motorsport	BMW M235i Racing Cup Dumont-Faber-Bonk-Burghardt-Chkondali	-- 497 laps --		2: 31.418 138.89	359	24: 00: 58.319 120.89
3	70	MISSION POSSIBLE RACING Team Securtal Sorg Rennsport	BMW M235i Racing Cup Engljähriger-Niedertscheider-Gaitzenauer-Steffny-Dreszer	-- 481 laps --		2: 31.572 138.75	149	24: 00: 29.775 117.04


Fastest time : 2:08.466 in lap 415 by nbr. 7 : HB Racing Team Herberth(Nicolas Armindo) (Porsche)

Results and Laptimes : www.raceresults.nu

Timekeeping by : RSTime by TimeService.nl

Publication-time

Time Printed : 15:00

Race Director	Steward	Timekeeper	Official Timekeeper 
Martin van de Pavert		Sanne van der Meer -	
Page 3 of 4	Results remain provisional pending technical examination and decisions from the stewards of the meeting		

Hankook 24H PAUL-RICARD 2015

Creventic

Result of 24H - Race

10 - 12 July 2015
Paul Ricard - 5842 mtr.

A2 - Petrol Touring Cars 1600 up to 2000 cc and Turbo up to 1650 cc

Pos	Nbr	Name / Entrant	Car	Gap	Diff	Best Lapttime Km/h	In	Race Time Km/h
1	112	presenza.eu Racing Team Presenza.eu Racing Team Switzerland	Renault Clio Cup Endurance Stanco-Tanner-Toniutti-Dijkhof-Schaap	-- 490 laps --		2: 36.150 134.69	243	24: 00: 50.129 119.20
2	122	Autosport GP 2 Gilles Zaffini	Renault Clio IV Cup Zaffini-Carreras-Nicoud-Mollon-Hurgon	-- 489 laps --		2: 35.363 135.37	216	24: 01: 53.642 118.87
3	126	Team Sally Racing Team Sally Racing	Renault Clio Cup III Sally Pedersen-Obel-Christensen-Marcussen-Jepsen	-- 485 laps --		2: 36.062 134.76	168	24: 00: 16.274 118.03
4	110	Autosport GP Emmanuel Raffin	Renault Clio IV Cup Raffin-Traynard-Thiery-Boulay-Hurgon	12.654	12.654	2: 33.797 136.75	249	24: 00: 28.928 118.01
5	140	SVDP Racing SVDP Racing	BMW 120D Wishart-Herlaar-Vanderpal-O'Keefe-Budnik	-- 433 laps --		2: 35.214 135.50	218	24: 00: 58.226 105.32
6	116	Nilsson Motorsport Team Scantech Team Securtal Sorg Rennsport	Renault Clio RS III Nilsson-Nilsson	-- 428 laps --		2: 39.932 131.50	84	24: 01: 17.004 104.08
7	115	Team K-Rejser Jacob Kristensen	Peugeot RCZ Kristensen-Engelbrecht-Sørensen-Nygaard	-- 384 laps --		2: 33.542 136.97	290	24: 06: 20.124 93.30
8	76	Synchro Motorsport Alvn James	Honda Civic Type R James-Byford-Wheeler-Deaton	-- 372 laps --		2: 34.885 135.79	166	24: 00: 30.820 90.51
9	99	RKC/TGM Thomas Gannon	Honda FD2-Civic Type R Gannon-Coomber-Bentley-Clonis	-- 150 laps --		2: 38.995 132.28	114	7: 26: 36.304 117.72
10	36	eXigence MOTORSPORT Benjamin Breton	Renault Clio Cup III Breton-Brussaux-Douarre-Mnazzoli-van der Straten				0	


Fastest time : 2:08.466 in lap 415 by nbr. 7 : HB Racing Team Herberth(Nicolas Armindo) (Porsche)

Results and Laptimes : www.raceresults.nu

Timekeeping by : RSTime by TimeService.nl

Publication-time

Time Printed : 15:00

Race Director	Steward	Timekeeper	Official Timekeeper 
Martin van de Pavert		Sanne van der Meer -	
Page 4 of 4	Results remain provisional pending technical examination and decisions from the stewards of the meeting		