

## Spa Race Festival 2013

HMR - Rennen 1

19 - 21 July 2013

Spa Francorchamps - 7004 mtr.

### Class = A

Pos	Nbr	Name	Car	Gap	Diff	Total time	Fastest	In
1	8	Johan Lund	Motul F. Vee 1 carb.	-- 6 laps --		22:35.096	3:10.867	5
2	14	Patrik Aström	GMS III F. Vee 1 carb.	0.988	0.988	22:36.084	3:10.680	6
3	6	Nils-Åke Gustafsson	Hansen F. Vee 1 carb.	28.296	27.308	23:03.392	3:18.627	4
4	12	Erle Minhinnick	Apal MK1 F. Vee 1 carb.	47.611	19.315	23:22.707	3:25.896	4
5	11	Ralf Hartmann	Kaimann F. Vee 1 carb.	58.905	11.294	23:34.001	3:29.029	4
6	5	Jerker Vinberg	Dolling F. Vee 1 carb.	1:05.286	6.381	23:40.382	3:29.858	6
7	7	Louis Banka Johnson	Dolling F. Vee 1 carb.	1:05.390	0.104	23:40.486	3:29.593	6
8	4	Frans Parfant	Apal F. Vee 1 carb.	1:07.041	1.651	23:42.137	3:29.952	6

### Class = B

Pos	Nbr	Name	Car	Gap	Diff	Total time	Fastest	In
1	15	Alan Crocker	Ray FF1600	-- 6 laps --		21:23.384	2:51.876	6
2	21	Tony Walsh	Crosslé 40F FF1600	0.876	0.876	21:24.260	2:52.783	6
3	34	Stephen Collyer	Crosslé 32F FF1600	1.715	0.839	21:25.099	2:53.480	6
4	22	Roel Mulder	PRS RH02 FF1600	3.291	1.576	21:26.675	2:54.128	6
5	20	Paul McMorrان	Crosslé 25F FF1600	12.123	8.832	21:35.507	2:54.911	5
6	28	Jan Steenhart	PRS RH02 FF1600	14.706	2.583	21:38.090	2:54.252	6
7	18	Paul Hubbard	Crosslé 25F FF1600	17.760	3.054	21:41.144	2:55.482	5
8	31	Rob Haze	Van Diemen RF78 FF1600	37.701	19.941	22:01.085	3:00.538	6
9	35	Michael Rasper	Merlyn MK11 FF1600	39.181	1.480	22:02.565	3:01.500	6
10	36	Rainer Schäfer	Royale RP24 FF1600	52.559	13.378	22:15.943	3:05.103	6
11	37	Johan Baeten	Royale RP24 FF1600	54.242	1.683	22:17.626	3:05.262	5

### Class = C

Pos	Nbr	Name	Car	Gap	Diff	Total time	Fastest	In
1	1	Kees van der Wouden Jr.	Royale RP30 FF2000	-- 6 laps --		20:50.296	2:45.671	6
2	47	Ian Foley	Reynard SF79 FF2000	9.164	9.164	20:59.460	2:45.588	6
3	54	Peter Richards	Delta T79 FF2000	13.010	3.846	21:03.306	2:48.094	6
4	58	Stuart Boyer	Reynard SF77 FF2000	17.435	4.425	21:07.731	2:48.336	6
5	44	John de Ritter	Delta T79 FF2000	47.298	29.863	21:37.594	2:54.116	6
6	56	Ferry Plugge	Delta T79 FF2000	1:08.350	21.052	21:58.646	2:59.823	6
7	46	John Bowles	Royale RP9 SV71	1:12.071	3.721	22:02.367	3:01.057	6

NOT CLASSIFIED IN CLASS C Classification Limit (75% of 6 laps) = 4 laps

DNC	48	Hans Meskes	Van Diemen RF78 FF2000	0 laps				0
-----	----	-------------	------------------------	--------	--	--	--	---



Fastest time : 2:38.261 in lap 5 by nbr. 69 : Martyn Donn (Lola T760 F. Atlantic)

Timekeeping by : RSTime by TimeService.nl

Publication-time

Results and Laptimes : [www.raceresults.nu](http://www.raceresults.nu)

Time Printed :

Clerk of the Course Hans Schnock	Steward	Timekeeper  Harald Roelse	
Page 1 of 2	Results remain provisional pending technical examination and decisions from the stewards of the meeting		

## Spa Race Festival 2013

HMR - Rennen 1

19 - 21 July 2013

Spa Francorchamps - 7004 mtr.

### Class = C1

Pos	Nbr	Name	Car	Gap	Diff	Total time	Fastest	In
1	275	Colin Wright	Reynard SF79 FF2000	-- 6 laps --		20:50.912	2:46.642	4
2	230	Michael Thurston	Royale RP30 FF2000	10.614	10.614	21:01.526	2:47.171	6
3	243	Jan Langdon	Reynard SF78 FF2000	17.964	7.350	21:08.876	2:48.198	6
4	244	Javier Pernas	Delta T79 FF2000	20.609	2.645	21:11.521	2:48.666	6
5	217	Jonny Dimsdale	Van Diemen RF78 FF2000	22.918	2.309	21:13.830	2:49.448	6
6	263	Eric Bailey	Royale RP27 FF2000	26.289	3.371	21:17.201	2:50.385	6
7	218	Stephen Glasswell	Reynard SF79 FF2000	27.646	1.357	21:18.558	2:51.740	6
8	233	Ben Atkinson-Willes	Reynard SF79 FF2000	30.045	2.399	21:20.957	2:50.479	6
9	270	John Taylor	Royale RP27 FF2000	34.641	4.596	21:25.553	2:53.341	6
10	210	Derek Smith	Delta T80 FF2000	37.763	3.122	21:28.675	2:52.513	5
11	691	Geoff Pashley	Reynard SF78 FF2000	43.518	5.755	21:34.430	2:53.526	5
12	222	John Hayes-Harlow	Royale RP30 FF2000	46.203	2.685	21:37.115	2:54.046	4
13	228	Fraser Collins	Reynard SF78 FF2000	1:02.220	16.017	21:53.132	2:55.801	6
14	251	Stuart Olley	Delta T79 FF2000	-- 5 laps --		18:25.042	2:50.666	5

NOT CLASSIFIED IN CLASS C1 Classification Limit (75% of 6 laps) = 4 laps

DNC	237	Noel Roddy	Delta T79 FF2000	0 laps				0
-----	-----	------------	------------------	--------	--	--	--	---

### Class = D

Pos	Nbr	Name	Car	Gap	Diff	Total time	Fastest	In
1	69	Martyn Donn	Lola T760 F. Atlantic	-- 6 laps --		20:25.708	2:38.261	5
2	64	Falk Künstler	GRD 374 F3	3.715	3.715	20:29.423	2:40.266	4
3	78	Frank Grooz	March SV79	4.292	0.577	20:30.000	2:40.268	4
4	120	Anders Hedensjö	Ralt RT1 F. Atlantic	4.617	0.325	20:30.325	2:38.804	6
5	104	Bruno Huber	Argo JM1 F3	19.465	14.848	20:45.173	2:43.432	6
6	86	Henk Bökenkamp	March SV79	37.638	18.173	21:03.346	2:47.142	6
7	77	James Kelly	Ensign LN F3	51.273	13.635	21:16.981	2:50.349	6
8	138	Peter Prause	Ensign F3	1:06.957	15.684	21:32.665	2:53.453	5
9	98	Lance Carwardine	Jane Brabham F2	1:10.863	3.906	21:36.571	2:54.203	5
10	85	Neil McCrudden	Macon F2	1:11.447	0.584	21:37.155	2:54.234	6
11	95	Pieter Boel	Lola MK5A FJr.	2:03.104	51.657	22:28.812	3:09.304	5
12	63	Henry Oosterbaan	Alton Holden Tasman	2:35.894	32.790	23:01.602	3:17.137	6
13	87	Brian Searles	Lotus 20/22 FJr.	3:13.141	37.247	23:38.849	3:25.029	6

### Class = D1

Pos	Nbr	Name	Car	Gap	Diff	Total time	Fastest	In
1	262	Graham Kiddy	Argo JM3 F3	-- 6 laps --		21:21.802	2:49.982	6



Fastest time : 2:38.261 in lap 5 by nbr. 69 : Martyn Donn (Lola T760 F. Atlantic)

Timekeeping by : RSTime by TimeService.nl

Publication-time

Results and Laptimes : [www.raceresults.nu](http://www.raceresults.nu)

Time Printed :

Clerk of the Course  Hans Schnock	Steward	Timekeeper  Harald Roelse	
Page 2 of 2	Results remain provisional pending technical examination and decisions from the stewards of the meeting		