

HMR - Qualification 1

19 - 21 July 2013
Spa Francorchamps - 7004 mtr.

Class = A

Pos	Nbr	Name	Car	Fastest	In	Gap	Diff	Laps	Speed
1	8	Johan Lund	Motul F. Vee 1 carb.	3:18.831	4			4	126.81
2	6	Nils-Åke Gustafsson	Hansen F. Vee 1 carb.	3:22.345	4	3.514	3.514	4	124.61
3	14	Patrik Aström	GMS III F. Vee 1 carb.	3:22.719	4	3.888	0.374	4	124.38
4	12	Erle Minhinnick	Apal MK1 F. Vee 1 carb.	3:27.225	3	8.394	4.506	4	121.68
5	4	Frans Parfant	Apal F. Vee 1 carb.	3:38.561	4	19.730	11.336	4	115.37
6	5	Jerker Vinberg	Dolling F. Vee 1 carb.	3:42.347	4	23.516	3.786	4	113.40
7	11	Ralf Hartmann	Kaimann F. Vee 1 carb.	3:42.514	4	23.683	0.167	4	113.32
8	7	Louis Banka Johnson	Dolling F. Vee 1 carb.	3:44.770	4	25.939	2.256	4	112.18

Class = B

Pos	Nbr	Name	Car	Fastest	In	Gap	Diff	Laps	Speed
1	15	Alan Crocker	Ray FF1600	2:51.820	3			5	146.75
2	21	Tony Walsh	Crosslé 40F FF1600	2:52.712	3	0.892	0.892	5	145.99
3	22	Roel Mulder	PRS RH02 FF1600	2:54.559	2	2.739	1.847	5	144.45
4	34	Stephen Collyer	Crosslé 32F FF1600	2:54.914	5	3.094	0.355	5	144.15
5	20	Paul McMorrان	Crosslé 25F FF1600	2:55.910	5	4.090	0.996	5	143.34
6	28	Jan Steenhart	PRS RH02 FF1600	2:58.357	3	6.537	2.447	5	141.37
7	18	Paul Hubbard	Crosslé 25F FF1600	3:00.184	3	8.364	1.827	5	139.94
8	16	Giovanni Romagnoli	Crosslé 32F FF1600	3:02.309	2	10.489	2.125	3	138.31
9	35	Michael Rasper	Merlyn MK11 FF1600	3:03.626	4	11.806	1.317	4	137.31
10	31	Rob Haze	Van Diemen RF78 FF1600	3:06.521	4	14.701	2.895	4	135.18
11	36	Rainer Schäfer	Royale RP24 FF1600	3:14.795	3	22.975	8.274	4	129.44
12	30	Detlef März	Royale RP24 FF1600	3:15.106	3	23.286	0.311	4	129.23
13	37	Johan Baeten	Royale RP24 FF1600	3:17.336	4	25.516	2.230	4	127.77

Class = C

Pos	Nbr	Name	Car	Fastest	In	Gap	Diff	Laps	Speed
1	48	Hans Meskes	Van Diemen RF78 FF2000	2:47.130	5			5	150.87
2	54	Peter Richards	Delta T79 FF2000	2:47.596	3	0.466	0.466	5	150.45
3	1	Kees van der Wouden Jr.	Royale RP30 FF2000	2:49.323	3	2.193	1.727	5	148.91
4	58	Stuart Boyer	Reynard SF77 FF2000	2:51.073	5	3.943	1.750	5	147.39
5	47	Ian Foley	Reynard SF79 FF2000	2:53.059	3	5.929	1.986	3	145.70
6	44	John de Ritter	Delta T79 FF2000	2:57.564	4	10.434	4.505	4	142.00
7	46	John Bowles	Royale RP9 SV71	2:59.503	4	12.373	1.939	4	140.47
8	56	Ferry Plugge	Delta T79 FF2000	3:12.573	4	25.443	13.070	4	130.93

Class = C1

Pos	Nbr	Name	Car	Fastest	In	Gap	Diff	Laps	Speed
1	275	Colin Wright	Reynard SF79 FF2000	2:46.301	4			4	151.62
2	222	John Hayes-Harlow	Royale RP30 FF2000	2:47.550	5	1.249	1.249	5	150.49
3	208	Andy Huxtable	Lola T580 FF2000	2:48.187	4	1.886	0.637	5	149.92
4	230	Michael Thurston	Royale RP30 FF2000	2:50.066	3	3.765	1.879	5	148.26
5	263	Eric Bailey	Royale RP27 FF2000	2:50.284	5	3.983	0.218	5	148.07
6	251	Stuart Olley	Delta T79 FF2000	2:51.500	5	5.199	1.216	5	147.02



Fastest time : 2:41.812 in lap 4 by nbr. 78 : Frank Grooz (March SV79)

Timekeeping by : RSTime by TimeService.nl

Publication-time

Results and Laptimes : www.raceresults.nu

Time Printed :

Clerk of the Course Hans Schnock	Steward	Timekeeper  Harald Roelse	
Page 1 of 2	Results remain provisional pending technical examination and decisions from the stewards of the meeting		

HMR - Qualification 1

19 - 21 July 2013
Spa Francorchamps - 7004 mtr.

7	237	Noel Roddy	Delta T79 FF2000	2: 51.640	4	5.339	0.140	4	146.90
8	244	Javier Pernas	Delta T79 FF2000	2: 52.611	3	6.310	0.971	4	146.08
9	218	Stephen Glasswell	Reynard SF79 FF2000	2: 52.906	4	6.605	0.295	5	145.83
10	270	John Taylor	Royale RP27 FF2000	2: 54.266	3	7.965	1.360	5	144.69
11	217	Jonny Dimsdale	Van Diemen RF78 FF2000	2: 55.440	4	9.139	1.174	4	143.72
12	243	Jan Langdon	Reynard SF78 FF2000	2: 55.601	5	9.300	0.161	5	143.59
13	210	Derek Smith	Delta T80 FF2000	2: 58.495	5	12.194	2.894	5	141.26
14	233	Ben Atkinson-Willes	Reynard SF79 FF2000	2: 59.013	4	12.712	0.518	4	140.85
15	691	Geoff Pashley	Reynard SF78 FF2000	2: 59.863	4	13.562	0.850	4	140.19
16	228	Fraser Collins	Reynard SF78 FF2000	3: 13.042	3	26.741	13.179	5	130.62

Class = D

Pos	Nbr	Name	Car	Fastest	In	Gap	Diff	Laps	Speed
1	78	Frank Grooz	March SV79	2: 41.812	4			5	155.83
2	72	Mats Andersson	March 722/10 F2	2: 44.014	4	2.202	2.202	4	153.73
3	104	Bruno Huber	Argo JM1 F3	2: 46.641	4	4.829	2.627	4	151.31
4	64	Falk Künster	GRD 374 F3	2: 47.629	4	5.817	0.988	4	150.42
5	86	Henk Bökenkamp	March SV79	2: 48.462	5	6.650	0.833	5	149.67
6	120	Anders Hedensjö	Ralt RT1 F. Atlantic	2: 51.334	4	9.522	2.872	5	147.17
7	69	Martyn Donn	Lola T760 F. Atlantic	2: 52.546	3	10.734	1.212	4	146.13
8	77	James Kelly	Ensign LN F3	2: 55.070	4	13.258	2.524	4	144.02
9	138	Peter Prause	Ensign F3	2: 57.016	4	15.204	1.946	4	142.44
10	132	Lothar Peters	Merlyn MK9 F2	3: 05.854	3	24.042	8.838	4	135.67
11	85	Neil McCrudden	Macon F2	3: 11.564	3	29.752	5.710	4	131.62
12	98	Lance Carwardine	Jane Brabham F2	3: 11.861	4	30.049	0.297	4	131.42
13	95	Pieter Boel	Lola MK5A FJr.	3: 24.897	4	43.085	13.036	4	123.06
14	63	Henry Oosterbaan	Alton Holden Tasman	3: 43.733	3	1: 01.921	18.836	3	112.70
15	87	Brian Searles	Lotus 20/22 FJr.	3: 51.996	2	1: 10.184	8.263	3	108.68

Class = D1

Pos	Nbr	Name	Car	Fastest	In	Gap	Diff	Laps	Speed
1	262	Graham Kiddy	Argo JM3 F3	2: 55.199	4			5	143.92



Fastest time : 2:41.812 in lap 4 by nbr. 78 : Frank Grooz (March SV79)

Timekeeping by : RSTime by TimeService.nl

Publication-time

Results and Laptimes : www.raceresults.nu

Time Printed :

Clerk of the Course Hans Schnock	Steward	Timekeeper  Harald Roelse	
Page 2 of 2	Results remain provisional pending technical examination and decisions from the stewards of the meeting		