



Gamma Racing Day

LDP International B.V.

CIK-FIA European Superkart Championship - Race 2

03 - 05 August 2012

Laps and Sector Times

Assen - 4555 mtr.

2 Gavin Bennet					Anderson / DEA				
1	39.055	39.971	22.597	1:41.623	7	1:04.673	1:07.187	39.680	2:51.540
2	36.716	38.932	22.761	1:38.409	8	37.607	38.881	22.799	1:39.287
3	37.224	39.045	22.745	1:39.014	9	37.574	39.771	22.714	1:40.059
4	36.655	39.146	22.725	1:38.566	10	37.361	38.884	22.821	1:39.066
5	37.345	47.843	31.749	1:56.937	11	37.074	39.190	23.059	1:39.323
6	1:08.417	1:10.686	45.466	3:04.569	12				

3 Daniel Hentschel					Anderson / DEA				
1	40.929	39.493	22.353	1:42.775	7	1:05.995	1:07.445	38.559	2:51.999
2	36.755	39.224	22.738	1:38.718	8	37.570	40.229	22.428	1:40.227
3	37.094	39.472	22.425	1:38.991	9	36.972	39.324	22.563	1:38.859
4	37.159	39.504	22.687	1:39.350	10	36.865	39.888	22.636	1:39.389
5	37.007	47.890	31.510	1:56.407	11	37.145	39.253	22.554	1:38.952
6	1:09.860	1:10.433	44.125	3:04.418	12				


4 Marcel Maasman					Anderson / FPE				
1	39.748	39.481	22.426	1:41.655	7	1:04.988	1:06.849	39.464	2:51.301
2	36.795	39.793	22.389	1:38.977	8	37.510	39.239	22.287	1:39.036
3	36.576	39.467	22.771	1:38.814	9	36.668	38.740	22.512	1:37.920
4	37.049	39.265	22.526	1:38.840	10	36.652	38.659	22.625	1:37.936
5	36.802	47.677	31.813	1:56.292	11	36.613	38.775	22.891	1:38.279
6	1:08.901	1:10.462	45.372	3:04.735	12				

5 Henrik Lilja					PVP / PVP				
1	40.186	39.980	22.055	1:42.261	7	1:05.192	1:06.822	39.395	2:51.409
2	36.789	38.930	22.280	1:37.999	8	37.151	40.201	22.397	1:39.749
3	36.873	39.460	23.080	1:39.413	9	36.882	38.897	22.870	1:38.649
4	36.967	38.981	22.848	1:38.796	10	38.202	38.967	22.726	1:39.895
5	36.940	48.173	31.498	1:56.611	11	37.019	38.880	22.539	1:38.438
6	1:09.431	1:10.503	44.680	3:04.614	12				

9 Adam Kout					MSKART / DEA				
1	42.244	40.754	23.025	1:46.023	7	1:05.574	1:07.300	38.395	2:51.269
2	37.078	38.815	22.746	1:38.639	8	37.549	39.374	22.553	1:39.476
3	36.740	38.789	22.545	1:38.054	9	37.447	39.224	22.474	1:39.145
4	36.871	38.829	22.580	1:38.280	10	37.388	39.351	22.531	1:39.270
5	36.936	47.309	31.853	1:56.098	11	37.450	39.287	22.385	1:39.123
6	1:09.411	1:10.553	44.508	3:04.472	12				

10 Malcolm Crowe					Anderson / DEA				
1	41.388	41.988	In	2:00.883 P	2				

11 Vesa Lehtinen					Anderson / DEA				
1	40.854	40.390	23.214	1:44.458	7	1:05.530	1:07.365	38.356	2:51.251
2	37.839	39.790	23.190	1:40.819	8	37.580	40.396	23.099	1:41.075
3	37.582	39.953	23.393	1:40.928	9	37.278	39.930	23.364	1:40.572
4	37.528	40.018	23.351	1:40.897	10	37.521	40.266	23.483	1:41.270
5	37.845	42.506	29.362	1:49.713	11	38.076	40.457	23.586	1:42.119
6	1:09.287	1:10.582	44.414	3:04.283	12				





Gamma Racing Day

LDP International B.V.

CIK-FIA European Superkart Championship - Race 2

03 - 05 August 2012

Laps and Sector Times

Assen - 4555 mtr.

12 Paul Kennings					Anderson / FPE				
1	42.478	41.876	23.204	1:47.558	7	1:04.974	1:07.476	38.289	2:50.739
2	38.923	40.501	22.790	1:42.214	8	38.866	40.949	22.944	1:42.759
3	37.771	40.091	22.924	1:40.786	9	38.028	40.133	22.971	1:41.132
4	38.618	40.494	23.291	1:42.403	10	37.887	37.759	22.964	1:40.610
5	38.148	43.140	26.545	1:47.833	11	37.626	40.254	23.221	1:41.101
6	1:07.540	1:11.001	44.322	3:02.863	12				

15 Jürgen Reinke					Anderson / DEA				
1	41.675	40.634	23.332	1:45.641	6	39.625	40.884	23.118	1:43.627
2	42.7635	40.000	23.412	5:31.047	7	36.934	40.512	23.602	1:41.048
3	39.695	43.248	25.406	1:48.349	8	36.688	39.555	22.874	1:39.087
4	50.748	1:10.003	45.233	2:45.984	9	37.010	40.860	23.478	1:41.348
5	1:05.822	1:05.469	36.444	2:47.735	10				

16 David Harvey					Anderson / FPE				
1	41.835	41.728	23.176	1:46.739	7	1:05.381	1:07.188	39.075	2:51.644
2	38.103	40.382	23.531	1:42.016	8	39.082	41.475	23.284	1:43.841
3	37.626	40.408	23.426	1:41.470	9	37.696	40.246	23.026	1:40.968
4	38.316	40.402	23.454	1:42.172	10	38.218	40.101	22.992	1:41.311
5	37.910	43.502	25.951	1:47.363	11	37.805	40.375	23.156	1:41.336
6	1:07.661	1:10.318	44.677	3:02.656	12				

20 Erik Martin Gjertsen					PVP / PVP				
1	42.423	43.496	In	2:02.870 P	6	40.350	42.563	25.802	1:48.715
2	Out	42.042	30.726	5:44.298	7	40.032	43.980	25.942	1:49.954
3	51.861	48.181	28.086	2:08.128	8	38.551	43.980	25.228	1:47.759
4	48.500	45.710	28.099	2:02.309	9	39.980	41.792	25.272	1:47.044
5	1:02.494	1:04.227	37.951	2:44.672	10				

21 Ulli Sieker					USP / YAMAHA				
1	44.774	45.745	31.591	2:02.110	3	39.887	43.328	24.555	1:47.725
2	41.184	44.197	25.136	1:50.517	4				

23 Kevin Ranoarimanana					MS Kart / VM				
1	43.810	45.073	24.384	1:53.267	7	1:05.870	1:05.829	36.542	2:48.241
2	39.523	42.333	24.446	1:46.302	8	40.644	42.605	23.988	1:47.232
3	38.917	42.019	24.574	1:45.510	9	39.174	41.929	24.427	1:45.530
4	39.541	41.923	24.504	1:45.968	10	38.979	42.407	23.992	1:45.378
5	40.191	43.359	25.383	1:48.933	11	39.243	43.470	24.782	1:47.495
6	50.808	1:10.846	45.169	2:46.823	12				

24 Frederic Legros					MS Kart / VM				
1	44.534	46.729	26.887	1:58.150	7	1:02.211	1:04.058	38.763	2:45.032
2	42.392	45.172	26.637	1:54.201	8	41.689	44.274	25.562	1:51.525
3	41.123	45.222	26.291	1:52.636	9	40.693	44.830	25.640	1:51.163
4	43.672	45.570	30.516	1:59.758	10	40.642	44.668	25.333	1:50.643
5	51.588	48.443	28.379	2:08.410	11	40.497	44.578	25.822	1:50.897
6	48.353	45.733	28.009	2:02.095	12				

30 Marcel Gorissen					Anderson / Rotax				
1	42.229	43.227	24.424	1:49.880	7	1:05.575	1:06.403	36.826	2:48.804
2	39.413	42.171	24.853	1:46.437	8	40.546	42.563	24.267	1:47.376





Gamma Racing Day

LDP International B.V.

CIK-FIA European Superkart Championship - Race 2

03 - 05 August 2012

Laps and Sector Times

Assen - 4555 mtr.

3	40.928	42.296	24.113	1:47.337	9	40.579	41.906	24.328	1:46.813
4	39.726	41.787	24.073	1:45.586	10	39.165	42.194	23.921	1:45.300
5	39.711	42.284	24.350	1:46.345	11	40.518	41.728	24.252	1:46.498
6	56.517	1:10.772	45.142	2:52.431	12				

32	Laurens Westerdijk				MS Kart / VM				
1	44.707	47.652	27.477	1:59.836	3	40.625	1:04.746	In	2:22.991 P
2	41.756	43.649	25.082	1:50.437	4	Out	49.264	In	3:31.003 P

36	René van Dijk				MS Kart / VM				
-----------	----------------------	--	--	--	--------------	--	--	--	--

41	Simon Rushforth				Spyda / Pavesi				
1	43.764	46.807	25.981	1:56.552	3	39.928	44.494	25.255	1:49.742
2	40.928	44.570	25.486	1:50.984	4				


44	Damien Payart				Anderson / FPE				
1	39.758	39.829	22.415	1:42.002	7	1:05.595	1:06.892	38.858	2:51.345
2	37.082	39.266	22.549	1:38.907	8	37.782	40.249	22.372	1:40.403
3	37.268	39.455	22.440	1:39.163	9	37.232	39.062	22.407	1:38.701
4	37.385	39.111	22.506	1:39.002	10	37.572	39.560	22.237	1:39.369
5	37.502	47.518	31.725	1:56.745	11	37.407	39.104	22.638	1:39.149
6	1:09.503	1:10.651	44.521	3:04.675	12				

46	Laurent Chapeau				PVP / FPE				
1	43.484	45.939	24.946	1:54.369	7	1:04.508	1:05.082	38.551	2:48.086
2	40.479	43.342	25.325	1:49.146	8	41.325	43.826	25.420	1:50.571
3	40.671	43.280	24.916	1:48.867	9	40.413	44.848	26.206	1:51.467
4	39.739	42.604	24.889	1:47.212	10	40.759	43.758	25.473	1:49.990
5	42.258	42.955	26.162	1:51.375	11	40.756	45.047	25.500	1:51.303
6	52.676	1:00.589	46.164	2:39.429	12				

47	Thomas Marggraf				PVP / PVP				
1	45.086	47.309	27.197	1:59.542	7	1:04.661	1:04.349	38.221	2:47.231
2	40.706	43.282	25.691	1:49.679	8	41.054	43.825	25.662	1:50.541
3	39.613	44.331	25.535	1:49.479	9	39.420	44.856	26.237	1:50.513
4	39.859	45.589	25.908	1:51.356	10	38.893	42.144	24.900	1:45.967
5	44.605	47.089	27.741	1:59.435	11	38.809	42.416	25.231	1:46.456
6	48.839	48.754	45.474	2:23.067	12				

53	Lee Harpham				Anderson / FPE				
1	38.688	39.466	22.693	1:40.847	7	1:04.217	1:07.203	39.727	2:51.147
2	37.126	38.856	22.822	1:38.804	8	37.599	38.812	22.787	1:39.198
3	37.261	38.859	22.645	1:38.765	9	37.147	38.921	22.784	1:38.852
4	36.955	39.132	22.710	1:38.797	10	37.318	38.643	22.431	1:38.392
5	36.956	46.953	29.002	1:52.911	11	36.721	39.015	22.422	1:38.158
6	1:12.383	1:10.679	45.386	3:08.448	12				

54	Fokko Zoutman				MS Kart / TM				
1	44.171	46.567	25.896	1:56.634	7	1:04.714	1:04.663	37.934	2:47.311
2	41.023	44.176	25.599	1:50.798	8	42.286	44.160	25.346	1:51.792
3	40.883	44.705	25.322	1:50.090	9	40.393	43.919	25.963	1:50.275
4	40.644	45.400	25.703	1:51.747	10	40.648	44.213	25.393	1:50.254





Gamma Racing Day

LDP International B.V.

CIK-FIA European Superkart Championship - Race 2

03 - 05 August 2012

Laps and Sector Times

Assen - 4555 mtr.

5	44.385	46.781	27.205	1:58.371	11	40.207	44.907	25.626	1:50.740
6	49.986	48.711	45.267	2:23.964	12				

56	Danny Bleek	MS Kart / VM							
1	Out	41.713	23.167	1:41.052	6	1:04.811	1:04.758	38.058	2:47.627
2	37.369	41.466	22.906	1:41.741	7	37.745	41.337	22.762	1:41.844
3	41.475	41.982	23.285	1:46.742	8	36.980	39.778	23.125	1:39.883
4	39.189	41.017	24.527	1:44.733	9	38.084	39.756	22.656	1:40.496
5	52.947	1:00.927	45.789	2:39.663	10	38.919	40.610	23.566	1:41.095

60	Thomas Urhofer	Anderson / FPE							
1	42.926	42.143	23.756	1:48.825	7	1:04.828	1:07.026	38.251	2:50.105
2	38.276	40.439	23.395	1:42.110	8	38.561	40.847	23.433	1:42.841
3	37.842	40.125	23.388	1:41.355	9	38.184	40.469	23.842	1:42.495
4	37.710	40.345	23.438	1:41.493	10	37.601	40.448	23.086	1:41.135
5	37.723	43.985	26.571	1:48.279	11	37.523	41.441	23.564	1:42.528
6	1:07.295	1:11.088	44.838	3:03.221	12				


66	Patrik Lundgren	PVP / PVP							
1	41.554	41.425	23.289	1:46.268	7	1:04.627	1:06.807	38.208	2:49.637
2	38.866	40.630	24.007	1:43.503	8	39.100	40.693	23.528	1:43.321
3	38.899	41.705	23.586	1:44.190	9	38.691	40.710	23.806	1:43.207
4	38.624	41.055	23.768	1:43.447	10	38.526	40.315	23.334	1:42.155
5	39.227	41.228	24.373	1:44.828	11	38.577	40.873	24.110	1:43.560
6	1:07.020	1:11.592	45.060	3:03.672	12				

71	Stefan Malm	Scherman / PVP							
1	43.257	42.025	23.471	1:48.753	7	1:04.358	1:07.539	38.423	2:50.320
2	38.016	40.446	23.004	1:41.466	8	38.665	41.179	23.526	1:43.370
3	37.628	40.163	22.847	1:40.636	9	37.930	40.620	23.739	1:42.289
4	38.443	40.715	23.173	1:42.331	10	37.702	40.019	23.179	1:40.900
5	38.271	43.961	25.855	1:48.087	11	37.987	41.840	23.679	1:43.506
6	1:07.508	1:10.952	44.927	3:03.387	12				

72	Jörg Bernard	PVP / PVP							
1	43.257	43.252	24.443	1:50.952	7	1:05.567	1:06.446	37.036	2:49.049
2	39.489	41.313	24.264	1:45.066	8	40.341	42.471	23.989	1:46.801
3	39.195	41.504	23.929	1:44.628	9	38.870	41.540	23.900	1:44.310
4	38.932	41.416	23.996	1:44.344	10	39.148	41.332	23.971	1:44.451
5	39.666	42.189	24.628	1:46.483	11	38.932	41.570	23.821	1:44.323
6	59.658	1:11.215	44.907	2:55.780	12				

74	Gregory Robert	Anderson / FPE							
1	41.490	40.634	23.401	1:45.525	7	1:04.977	1:06.614	37.733	2:49.324
2	48.522	40.145	23.661	1:52.328	8	38.308	40.632	23.371	1:42.311
3	37.885	39.457	23.446	1:40.798	9	37.586	40.348	23.471	1:41.405
4	37.335	39.952	23.632	1:40.919	10	37.384	40.140	23.248	1:40.772
5	38.521	41.571	24.123	1:44.215	11	37.331	41.537	23.427	1:42.295
6	1:07.055	1:11.784	44.924	3:03.763	12				

78	Romano de Ruit	Anderson / FPE							
1	39.021	39.805	22.705	1:41.531	7	1:05.719	1:06.678	39.200	2:51.597
2	38.628	39.150	22.807	1:38.585	8	36.800	39.618	22.520	1:38.968





Gamma Racing Day

LDP International B.V.

CIK-FIA European Superkart Championship - Race 2

03 - 05 August 2012

Laps and Sector Times

Assen - 4555 mtr.

3	36.811	39.638	23.104	1:39.553	9	36.654	39.274	22.911	1:38.839
4	37.675	39.031	22.632	1:39.338	10	37.830	39.293	22.992	1:40.115
5	36.894	47.974	31.676	1:56.544	11	37.061	39.122	22.822	1:39.005
6	1:09.602	1:10.465	44.474	3:04.541	12				

79	Pasi Raittinen				PVP / PVP				
1	45.862	45.393	24.891	1:56.146	6	52.373	1:07.669	45.227	2:45.269
2	40.957	42.627	24.315	1:47.899	7	1:06.027	1:05.103	36.670	2:47.800
3	39.331	42.070	24.759	1:46.160	8	40.308	42.706	24.316	1:47.330
4	39.290	42.158	24.539	1:45.987	9	38.814	41.477	24.360	1:44.651
5	39.420	43.056	25.784	1:48.260	10	39.129	41.641	24.391	1:45.161

80	Juha Fred				PVP / PVP				
1	40.948	49.031	In	2:15.554 P	2				


85	Gary Parkes				Anderson / FPE				
1	43.827	43.303	24.529	1:51.659	7	1:05.592	1:06.446	36.872	2:48.910
2	39.448	41.541	23.946	1:44.935	8	40.465	42.407	24.269	1:47.141
3	38.904	41.656	23.960	1:44.520	9	38.454	41.666	23.836	1:43.956
4	38.924	41.478	23.896	1:44.298	10	38.337	40.462	23.468	1:42.257
5	39.754	42.291	24.496	1:46.541	11	38.548	40.736	23.420	1:42.704
6	59.339	1:11.559	44.901	2:55.799	12				

86	Charles Vandemeulebroucke				Anderson / FPE				
1	42.158	43.112	23.360	1:48.630	7	1:04.993	1:06.832	38.116	2:49.941
2	38.166	41.668	23.627	1:43.461	8	42.719	42.490	24.849	1:50.058
3	37.943	40.666	23.315	1:41.924	9	39.930	42.970	24.396	1:47.296
4	38.444	41.338	23.615	1:43.397	10	40.034	42.313	24.151	1:46.498
5	39.143	41.880	24.261	1:45.284	11	39.784	42.244	25.318	1:47.346
6	1:07.030	1:11.896	44.676	3:03.602	12				

87	Henrik Vejen				PVP / PVP				
1	42.664	41.992	23.348	1:48.004	7	1:04.597	1:07.394	38.006	2:49.997
2	38.750	40.428	23.679	1:42.857	8	38.722	40.927	23.443	1:43.092
3	37.533	39.530	23.165	1:40.303	9	38.057	39.776	22.964	1:40.797
4	37.981	40.948	23.415	1:42.344	10	38.150	40.039	23.135	1:41.374
5	37.932	43.918	26.166	1:48.016	11	37.645	45.232	In	1:59.835 P
6	1:07.431	1:11.132	44.851	3:03.414	12				

88	Kevin Busby				Anderson / FPE				
1	45.967	44.886	25.443	1:56.296	3	39.005	42.118	24.291	1:45.417
2	39.457	42.471	24.303	1:46.231	4	40.433	52.461	In	2:26.697 P

89	Carl Kinsey				Anderson / FPE				
1	41.665	41.205	23.484	1:46.354	7	1:05.525	1:07.403	38.584	2:51.512
2	38.022	40.172	23.490	1:41.754	8	39.217	42.400	23.459	1:45.076
3	38.120	40.212	23.222	1:41.554	9	41.138	42.376	23.465	1:46.979
4	38.154	40.606	23.487	1:42.247	10	38.446	40.073	23.478	1:41.997
5	38.095	43.396	26.383	1:47.874	11	38.439	40.093	23.692	1:42.224
6	1:07.442	1:10.576	44.167	3:02.185	12				





Gamma Racing Day

LDP International B.V.

CIK-FIA European Superkart Championship - Race 2

03 - 05 August 2012

Laps and Sector Times

Assen - 4555 mtr.

93 Ingvar Bjerge					Anderson / FPE				
1	44.166	42.911	24.369	1:51.446	7	1:04.849	1:07.127	37.072	2:49.048
2	38.413	40.166	23.556	1:42.135	8	38.607	40.780	23.656	1:43.043
3	37.573	40.712	23.533	1:41.818	9	38.473	41.124	23.867	1:43.464
4	38.071	41.431	23.835	1:43.337	10	38.050	41.009	23.344	1:42.403
5	38.807	42.168	24.055	1:45.030	11	37.774	41.388	23.717	1:42.879
6	1:07.273	1:12.099	44.610	3:03.982	12				

97 Mark Verhaar					MS Kart / VM				
1	41.820	42.029	23.382	1:47.231	7	1:05.105	1:06.752	38.361	2:50.218
2	38.907	41.059	23.501	1:43.467	8	38.784	41.276	23.320	1:43.390
3	37.795	40.898	23.351	1:42.044	9	37.916	40.989	23.560	1:42.465
4	37.886	40.571	23.511	1:41.968	10	38.016	41.023	23.564	1:42.603
5	38.222	42.092	26.226	1:46.540	11	37.958	41.023	23.606	1:42.587
6	1:07.405	1:11.306	44.778	3:03.489	12				

99 Roland Bischoff					USP / Yamaha				
1	44.078	45.727	25.207	1:55.012	7	1:04.949	1:04.733	37.900	2:47.582
2	41.437	44.576	25.360	1:51.373	8	41.189	44.300	25.171	1:50.660
3	40.533	44.336	25.420	1:50.289	9	39.925	44.698	25.837	1:50.460
4	41.373	44.935	25.685	1:51.993	10	40.742	44.164	25.726	1:50.632
5	44.341	46.839	27.387	1:58.567	11	40.630	44.610	25.628	1:50.868
6	49.623	48.852	45.311	2:23.786	12				

