

## Result of HTGT - Race

17 - 19 August 2012  
Zolder - 4000 mtr.

### Class = 2

Pos	Nbr	Name / Entrant	Car / City	Gap	Diff	Fastest Laptime	In	Pit Stops	Total time in Pit
1	16	Michael Waskönig	Austin Mini Cooper S Waskönig	-- 26 laps --		2: 14.763	20	1	0: 01: 28
2	5	Wagener-Auth	Austin Cooper S Wagener-Auth	-- 25 laps --		2: 21.158	18	1	0: 01: 47
3	11	Rainer Klockenhoff Mini Mania racing dept.	Austin Cooper S Klockenhoff	-- 24 laps --		2: 08.991	2	2	0: 01: 28

### Class = 8

Pos	Nbr	Name / Entrant	Car / City	Gap	Diff	Fastest Laptime	In	Pit Stops	Total time in Pit
1	61	Robert Krug	Lotus Elan 26 R Krug	-- 30 laps --		1: 59.061	10	1	0: 01: 23
2	60	Max-Gerrit Westhoff Scuderia Colonia	Lotus Elan S1 26 R Westhoff	-- 29 laps --		1: 59.256	14	1	0: 01: 23
3	62	Volker Böhm	Lotus Elan Böhm	-- 28 laps --		2: 01.756	4	1	0: 01: 24
4	63	Cocciarelli-Cocciarelli	Lotus Elan Cocciarelli-Cocciarelli	-- 22 laps --		1: 56.943	16	1	0: 01: 21

#### NOT CLASSIFIED IN CLASS 8

Classification Limit (50% of 30 laps) = 15 laps

DNC	65	Raimund Kamps	Diva GT Kamps	11 laps		2: 00.690	4	2	0: 01: 31
-----	----	---------------	------------------	---------	--	-----------	---	---	-----------

### Class = 9

Pos	Nbr	Name / Entrant	Car / City	Gap	Diff	Fastest Laptime	In	Pit Stops	Total time in Pit
1	33	Tobias Fauth	Porsche 911 Fauth	-- 28 laps --		2: 07.488	28	1	0: 01: 39
2	35	Schaefer-Schaefer	Porsche 911 Schaefer-Schaefer	-- 27 laps --		2: 07.367	4	1	0: 01: 30
3	71	Thoman Fauth	Porsche 911 Fauth	-- 26 laps --		2: 11.679	12	1	0: 01: 38
4	72	Bernd Schmitt	Marcos 1800 GT Schmitt	-- 23 laps --		2: 05.140	12	2	0: 11: 38

#### NOT CLASSIFIED IN CLASS 9

Classification Limit (50% of 28 laps) = 14 laps



Fastest time : 1:53.816 in lap 13 by nbr. 131 : Jens Schäfer (Renault Alpine A 110)

Timekeeping by : RSTime by Timeservice.nl

Publication-time

Results and Laptimes : raceresults.nu

Time Printed :

Clerk of the Course  Hans Schnock	Steward	Timekeeper  H. Roelse - Timeservice.nl	
Page 1 of 3	Results remain provisional pending technical examination and decisions from the stewards of the meeting		

## Result of HTGT - Race

17 - 19 August 2012

Zolder - 4000 mtr.

DNC 74 Georges Kuhn Triumph TR4 5 laps 2:07.602 3 1 0:00:00  
Kuhn

### Class = 10

Pos	Nbr	Name / Entrant	Car / City	Gap	Diff	Fastest Laptime	In	Pit Stops	Total time in Pit
1	51	Eberhard A. Baunach Kremer Racing	Chevrolet Corvette Stingray C2 Baunach	-- 19 laps --		2:00.805	12	1	0:01:36

### Class = 15

Pos	Nbr	Name / Entrant	Car / City	Gap	Diff	Fastest Laptime	In	Pit Stops	Total time in Pit
1	06P	René Weidig	Ford GT 40 P Weidig	-- 15 laps --		2:01.245	2	2	0:01:18

### Class = 17

Pos	Nbr	Name / Entrant	Car / City	Gap	Diff	Fastest Laptime	In	Pit Stops	Total time in Pit
1	110	Eleonore Franz	Austin Mini Cooper S Franz	-- 20 laps --		2:12.551	10	3	0:04:10

### Class = 18

Pos	Nbr	Name / Entrant	Car / City	Gap	Diff	Fastest Laptime	In	Pit Stops	Total time in Pit
1	122	Mariusz Kubis	Alfa Romeo 1750 GTAM Kubis	-- 24 laps --		2:14.721	5	1	0:01:22

### Class = 19

Pos	Nbr	Name / Entrant	Car / City	Gap	Diff	Fastest Laptime	In	Pit Stops	Total time in Pit
1	131	Jens Schäfer Schäfer Tuning	Renault Alpine A 110 Schäfer	-- 30 laps --		1:53.816	13	1	0:01:34
2	136	Andreas Fricke Schäfer Tuning	Alpine A 110 Fricke	24.356	24.356	1:55.642	14	1	0:01:31
3	141	Kainzinger-Roock	Porsche 914-6 GT Kainzinger-Roock	-- 29 laps --		1:55.979	3	1	0:01:42



Fastest time : 1:53.816 in lap 13 by nbr. 131 : Jens Schäfer (Renault Alpine A 110)

Timekeeping by : RSTime by Timeservice.nl

Publication-time

Results and Laptimes : raceresults.nu

Time Printed :

Clerk of the Course  Hans Schnock	Steward	Timekeeper  H. Roelse - Timeservice.nl	
Page 2 of 3	Results remain provisional pending technical examination and decisions from the stewards of the meeting		

## Result of HTGT - Race

17 - 19 August 2012  
Zolder - 4000 mtr.

### Class = 24

Pos	Nbr	Name / Entrant	Car / City	Gap	Diff	Fastest Laptime	In	Pit Stops	Total time in Pit
1	53	Georg Nolte	Ford GT 40 P Nolte	-- 6 laps --	20.944	1: 58.212	4	0	0: 00: 00

The classification distance (50% of 26 laps = 13 laps) was achieved  
The classification distance (50% of 19 laps = 9 laps) was achieved  
The classification distance (50% of 15 laps = 7 laps) was achieved  
The classification distance (50% of 20 laps = 10 laps) was achieved  
The classification distance (50% of 24 laps = 12 laps) was achieved  
The classification distance (50% of 30 laps = 15 laps) was achieved  
The classification distance (50% of 6 laps = 3 laps) was achieved

All participants are classified in class : 2  
All participants are classified in class : 10  
All participants are classified in class : 15  
All participants are classified in class : 17  
All participants are classified in class : 18  
All participants are classified in class : 19  
All participants are classified in class : 24

Penalties for too short Pitstop

62 - 5 seconds 60,61 - 10 seconds 122 - 15 seconds 63 - 20 seconds



Fastest time : 1:53.816 in lap 13 by nbr. 131 : Jens Schäfer (Renault Alpine A 110)

Timekeeping by : RSTime by Timeservice.nl

**Publication-time**

Results and Laptimes : raceresults.nu

Time Printed :

Clerk of the Course  Hans Schnock	Steward	Timekeeper  H.Roelse - Timeservice.nl	 timeservice.nl
Page 3 of 3	Results remain provisional pending technical examination and decisions from the stewards of the meeting		