

Spa Race Festival 2012

Result of Youngtimer Trophy 1 - Race

20 - 22 July 2012

Spa - 7003 mtr.

Pos	Nbr	Name / Entrant	Car	Class	PIC	Gap	Diff	Fastest	In	Pit Stops	Total time in Pit
1	151	Dr. Helmut Stein	Ford Escort 1600	17	1	-- 19 laps --		2:53.196	4	1	0:02:18
2	155	Dieter Karl Anton	Ford Escort 1600	17	2	50.938	50.938	2:53.467	4	1	0:03:59
3	110	Bastian Bender	BMW 2002	11	1	56.720	5.782	2:56.872	5	1	0:02:23
4	113	Uwe Klapproth	BMW 2002	11	2	2:16.653	1:19.933	3:00.648	6	1	0:02:24
5	177	Olaf Rost MSC Langenfeld e.V.	Audi 50	33	1	2:33.122	16.469	3:01.870	7	1	0:02:46
6	149	Heinz-Wilhelm Schäfer	BMW 2002	17	3	2:40.517	7.395	3:00.445	6	1	0:02:17
7	116	Bender-Lohmann	BMW 2002	11	3	2:42.622	2.105	3:02.479	19	1	0:02:25
8	138	Christoph Wilde DMC e.V.	Simca Rallye 2	15+16	1	-- 18 laps --	5.728	3:03.706	4	1	0:02:20
9	181	Schmitz-Schmitz	Audi 50	33	2	8.230	8.230	3:04.199	14	1	0:02:26
10	127	Clemens Diewald	Opel Commodore	12	1	20.931	12.701	3:04.307	10	1	0:02:17
11	428	Sascha Korte	VW Golf GTI	51+52	1	1:52.269	1:31.338	3:06.609	6	1	0:02:21
12	182	Willi Pürkner	Simca Rallye	33	3	2:13.550	21.281	3:09.825	5	1	0:02:25
13	130	Norbert Blessing Clever Automobil Club e.V.	Simca 1000	15+16	2	2:32.750	19.200	3:11.178	17	1	0:02:11
14	423	Köppen-Schäfer	Alfa Romeo 33 QV	51+52	2	2:38.787	6.037	3:00.624	6	1	0:13:54
15	146	Michael Bockmühl	BMW 2002	17	4	2:39.423	0.636	3:10.994	5	1	0:02:30
16	477	Jacobi-Krusic Scuderia Augustsburg Brühl	Suzuki Swift GTI	50	1	2:48.852	9.429	3:11.084	9	1	0:02:33
17	420	Wiedner-Krükel	Peugeot 205 GTI	51+52	3	3:02.014	13.162	3:08.788	6	1	0:02:26
18	417	Verhoeven-Verhoeven R.C. Neuss e.V.	Citroen AX Sport	50	2	4:14.373	1:12.359	3:11.530	6	1	0:02:20
19	60	Burkhardt Mundt	Ford Escort RS 2000	29	1	5:39.162	1:24.789	3:12.479	9	1	0:02:27
20	426	Peters-Ritterbecks MSC Odenkirchen	VW Scirocco	51+52	4	-- 17 laps --		3:14.462	11	1	0:02:17
21	42	Georg Schwarz	VW Golf GTI	28	1	45.172	45.172	3:16.828	14	1	0:02:34
22	55	Eißen-von der Lieck	Opel Kadett C GT/E	29	2	55.495	10.323	3:17.471	16	1	0:02:34
23	43	Thomas Böling	VW Golf GTI	28	2	1:04.555	9.060	3:18.322	10	1	0:02:29
24	335	Völkel-Joho ADAC Pfalz e.V.	Porsche 924	41	1	1:20.355	15.800	3:13.351	6	1	0:02:43
25	58	Karl-Heinz Jathe Verein für Motorsport Niedersachsen e.V.	Ford Escort RS 2000	29	3	1:20.591	0.236	3:16.739	13	1	0:02:25



Fastest time : 2:53.196 in lap 4 by nbr. 151 : Dr. Helmut Stein (Ford)

TIMEKEEPING

Publication-time

Results and Laptimes : www.raceresults.nu

Time Printed :

Clerk of the Course Hans Schnock	Steward	Timekeeper  Harald Roelse	
Page 1 of 3	Results remain provisional pending technical examination and decisions from the stewards of the meeting		

Spa Race Festival 2012

Result of Youngtimer Trophy 1 - Race

20 - 22 July 2012

Spa - 7003 mtr.

Pos	Nbr	Name / Entrant	Car	Class	PIC	Gap	Diff	Fastest	In	Pit Stops	Total time in Pit
26	174	Schmitz-Linden	VW Polo	33	4	1:28.941	8.350	3:16.510	17	1	0:02:28
27	47	Heinz-Josef Nekes	VW Scirocco	28	3	1:51.795	22.854	3:20.080	8	1	0:02:39
28	102	Marmulla-Sälzer	NSU TT	9	1	2:20.960	29.165	3:19.931	10	1	0:02:31
29	40	Jörg Becker	VW Golf GTI	28	4	2:28.346	7.386	3:23.276	4	1	0:02:21
30	170	Hannig-Benra	Audi 50	33	5	2:33.499	5.153	3:04.563	16	1	0:07:32
31	145	Fröhlingsdorf-Leiendecker MSC Odenkirchen e.V.	Ford Escort MK I	17	5	2:44.685	11.186	2:58.950	12	1	0:08:22
32	173	Sebastian Schemmann MSC Münster e.V.	VW Polo	33	6	3:13.023	28.338	3:19.833	16	1	0:05:35
33	156	Bernhard Hagen	BMW 2002ti	17	6	3:31.897	18.874	3:22.030	16	1	0:02:38
34	54	Karl Ehrenreich	VW Golf GTI	28	5	-- 16 laps --	36.324	3:26.179	13	1	0:02:30
35	308	Zensen-Irnich DSK e.V.	Porsche 924	38	1	1:13.142	1:13.142	3:23.912	7	1	0:02:38
36	306	Ludger Ulke	Porsche 924	38	2	2:02.262	49.120	3:34.947	4	1	0:02:30
37	411	Koch-Koch	Opel Kadett E	51+52	5	2:10.774	8.512	3:13.246	16	2	0:08:30
38	419	Höne-Over	Toyota Corolla GT	51+52	6	-- 15 laps --	1:24.631	3:07.504	5	1	0:10:16
39	35	Fröhlingsdorf-Reinders MSC Odenkirchen e.V.	Ford Fiesta	26	1	47.935	47.935	3:32.476	4	1	0:02:17
40	56	Dieter Ohligschläger	Opel Kadett C GT/E	29	4	-- 13 laps --	5:37.525	3:24.453	11	1	0:02:18
41	416	Schilling-Jargon	Suzuki Swift	50	3	-- 11 laps --	14:02.582	3:12.636	6	2	0:02:29
42	178	Runkel-Simon	VW Polo	33	7	-- 9 laps --		3:08.201	7	0	0:00:00
43	101	Benra-Hannig	NSU TT	9	2	18.285	18.285	3:10.798	9	0	0:00:00

NOT CLASSIFIED IN CLASS 15+16 Classification Limit (50% of 18 laps) = 9 laps

DNC 132	Denis-Back	Simca Rallye 2	15+16	6 laps	41:05.758	3:08.345	4	0	0:00:00
DNC 131	Olaf Schley MSC Odenkirchen e.V.	Simca Rallye 2	15+16	3 laps	54:05.737	3:23.108	1	1	0:00:00

NOT CLASSIFIED IN CLASS 17 Classification Limit (50% of 19 laps) = 9 laps

EX 154	Dieter Dörmann Kremer Racing	Ford Escort 1600	17	19 laps		2:55.940	7	0	0:00:00
--------	---------------------------------	------------------	----	---------	--	----------	---	---	---------

NOT CLASSIFIED IN CLASS 28 Classification Limit (50% of 17 laps) = 8 laps

DNC 46	Hugo Moser	VW Scirocco	28	6 laps	3:51.677	3:19.623	3	1	0:00:00
--------	------------	-------------	----	--------	----------	----------	---	---	---------

NOT CLASSIFIED IN CLASS 33 Classification Limit (50% of 19 laps) = 9 laps

DNC 176	Thomas Schröder	VW Derby	33	1 laps			0	1	0:00:00
---------	-----------------	----------	----	--------	--	--	---	---	---------



NOT CLASSIFIED IN CLASS 51+52 Classification Limit (50% of 18 laps) = 9 laps

Fastest time : 2:53.196 in lap 4 by nbr. 151 : Dr. Helmut Stein (Ford)

TIMEKEEPING

Publication-time

Results and Laptimes : www.raceresults.nu Time Printed :

Clerk of the Course Hans Schnock	Steward	Timekeeper  Harald Roelse	
Page 2 of 3	Results remain provisional pending technical examination and decisions from the stewards of the meeting		

Spa Race Festival 2012

Result of Youngtimer Trophy 1 - Race

20 - 22 July 2012

Spa - 7003 mtr.

Pos	Nbr	Name / Entrant	Car	Class PIC	Gap	Diff	Fastest	In	Pit Stops	Total time in Pit
DNC	424	Bitter-Flemes	Renault R 5 GT turbo	51+ 52	1 laps			0	1	0:00:00
DNC	421	von der Ruhren-Poetsch	VW Golf GTI	51+ 52	0 laps			0	0	0:00:00
NOT CLASSIFIED IN CLASS 9			Classification Limit (50% of 17 laps) = 8 laps							
DNC	103	Benra-Benra	NSU TT	9	1 laps	3:10.936		0	1	0:00:00

The classification distance (50% of 19 laps = 9 laps) was achieved
 The classification distance (50% of 18 laps = 9 laps) was achieved
 The classification distance (50% of 15 laps = 7 laps) was achieved
 The classification distance (50% of 18 laps = 9 laps) was achieved
 The classification distance (50% of 16 laps = 8 laps) was achieved
 The classification distance (50% of 17 laps = 8 laps) was achieved
 The classification distance (50% of 18 laps = 9 laps) was achieved

All participants are classified in class : 11
 All participants are classified in class : 12
 All participants are classified in class : 26
 All participants are classified in class : 29
 All participants are classified in class : 38
 All participants are classified in class : 41
 All participants are classified in class : 50



Nr. 46, 145, 417 - 30 seconds time penalty for leaving the track
 Nr. 130 and 155 Pit stop too short 130 - 25 seconds penalty 155 - 70 seconds penalty
 Nr. 60 - 5 minutes time penalty - many times leaving the track
 Nr. 154 - Excluded from the result for ignoring the Stop and Go penalty

Fastest time : 2:53.196 in lap 4 by nbr. 151 : Dr. Helmut Stein (Ford)

TIMEKEEPING

Publication-time

Results and Laptimes : www.raceresults.nu Time Printed :

Clerk of the Course	Steward	Timekeeper	 Harald Roelse	
Hans Schnock				
Page 3 of 3	Results remain provisional pending technical examination and decisions from the stewards of the meeting			