

## Result of Youngtimer Trophy 1 - Race

20 - 22 July 2012  
Spa - 7003 mtr.

### 9 = bis 1300 ccm 1966-1971

Pos	Nbr	Name / Entrant	Car	Gap	Diff	Fastest Laptime	In	Pit Stops	Total time in Pit
1	102	Marmulla-Sälzer	NSU TT	-- 17 laps --		3:19.931	10	1	0:02:31
2	101	Benra-Hannig	NSU TT	-- 9 laps --		3:10.798	9	0	0:00:00
<b>NOT CLASSIFIED IN CLASS 9</b>			<b>Classification Limit (50% of 17 laps) = 8 laps</b>						
DNC	103	Benra-Benra	NSU TT	1 laps			0	1	0:00:00

### 11 = bis 2000 ccm 1966-1971

Pos	Nbr	Name / Entrant	Car	Gap	Diff	Fastest Laptime	In	Pit Stops	Total time in Pit
1	110	Bastian Bender	BMW 2002	-- 19 laps --		2:56.872	5	1	0:02:23
2	113	Uwe Klapproth	BMW 2002	1:19.933	1:19.933	3:00.648	6	1	0:02:24
3	116	Bender-Lohmann	BMW 2002	1:45.902	25.969	3:02.479	19	1	0:02:25

### 12 = über 2000 ccm 1966-1971

Pos	Nbr	Name / Entrant	Car	Gap	Diff	Fastest Laptime	In	Pit Stops	Total time in Pit
1	127	Clemens Diewald	Opel Commodore	-- 18 laps --	26.659	3:04.307	10	1	0:02:17

### 15+16 = Zusammengelegte Klassen 15 und 16

Pos	Nbr	Name / Entrant	Car	Gap	Diff	Fastest Laptime	In	Pit Stops	Total time in Pit
1	138	Christoph Wilde DMC e.V.	Simca Rallye 2	-- 18 laps --		3:03.706	4	1	0:02:20
2	130	Norbert Blessing Clever Automobil Club e.V.	Simca 1000	2:32.750	2:32.750	3:11.178	17	1	0:02:11
<b>NOT CLASSIFIED IN CLASS 15+16</b>			<b>Classification Limit (50% of 18 laps) = 9 laps</b>						
DNC	132	Denis-Back	Simca Rallye 2	6 laps		3:08.345	4	0	0:00:00
DNC	131	Olaf Schley MSC Odenkirchen e.V.	Simca Rallye 2	3 laps		3:23.108	1	1	0:00:00



Fastest time : 2:53.196 in lap 4 by nbr. 151 : Dr. Helmut Stein (Ford)

Timekeeping by : RSTime by TimeService.nl

Publication-time

Results and Laptimes : [www.racerresults.nu](http://www.racerresults.nu)

Time Printed :

Clerk of the Course  Hans Schnock	Steward	Timekeeper  Harald Roelse	
Page 1 of 4	Results remain provisional pending technical examination and decisions from the stewards of the meeting		

## Result of Youngtimer Trophy 1 - Race

20 - 22 July 2012  
Spa - 7003 mtr.

### 17 = bis 2000 ccm 1972-1975

Pos	Nbr	Name / Entrant	Car	Gap	Diff	Fastest Laptime	In	Pit Stops	Total time in Pit
1	151	Dr. Helmut Stein	Ford Escort 1600	-- 19 laps --		2: 53.196	4	1	0: 02: 18
2	155	Dieter Karl Anton	Ford Escort 1600	50.938	50.938	2: 53.467	4	1	0: 03: 59
3	149	Heinz-Wilhelm Schäfer	BMW 2002	2: 40.517	1: 49.579	3: 00.445	6	1	0: 02: 17
4	146	Michael Bockmühl	BMW 2002	-- 18 laps --		3: 10.994	5	1	0: 02: 30
5	145	Frühlingsdorf-Leiendecker MSC Odenkirchen e.V.	Ford Escort MK I	-- 17 laps --		2: 58.950	12	1	0: 08: 22
6	156	Bernhard Hagen	BMW 2002ti	47.212	47.212	3: 22.030	16	1	0: 02: 38

#### NOT CLASSIFIED IN CLASS 17 Classification Limit (50% of 19 laps) = 9 laps

EX	154	Dieter Dörmann Kremer Racing	Ford Escort 1600	19 laps		2: 55.940	7	0	0: 00: 00
----	-----	---------------------------------	------------------	---------	--	-----------	---	---	-----------

### 26 = bis 1.150 ccm 1976-1981

Pos	Nbr	Name / Entrant	Car	Gap	Diff	Fastest Laptime	In	Pit Stops	Total time in Pit
1	35	Frühlingsdorf-Reinders MSC Odenkirchen e.V.	Ford Fiesta	-- 15 laps --	11: 37.853	3: 32.476	4	1	0: 02: 17

### 28 = bis 1600 ccm 1976-1981

Pos	Nbr	Name / Entrant	Car	Gap	Diff	Fastest Laptime	In	Pit Stops	Total time in Pit
1	42	Georg Schwarz	VW Golf GTI	-- 17 laps --		3: 16.828	14	1	0: 02: 34
2	43	Thomas Böling	VW Golf GTI	19.383	19.383	3: 18.322	10	1	0: 02: 29
3	47	Heinz-Josef Nekes	VW Scirocco	1: 06.623	47.240	3: 20.080	8	1	0: 02: 39
4	40	Jörg Becker	VW Golf GTI	1: 43.174	36.551	3: 23.276	4	1	0: 02: 21
5	54	Karl Ehrenreich	VW Golf GTI	-- 16 laps --		3: 26.179	13	1	0: 02: 30

#### NOT CLASSIFIED IN CLASS 28 Classification Limit (50% of 17 laps) = 8 laps

DNC	46	Hugo Moser	VW Scirocco	6 laps		3: 19.623	3	1	0: 00: 00
-----	----	------------	-------------	--------	--	-----------	---	---	-----------



Fastest time : 2:53.196 in lap 4 by nbr. 151 : Dr. Helmut Stein (Ford)

Timekeeping by : RSTime by TimeService.nl

Publication-time

Results and Laptimes : [www.raceresults.nu](http://www.raceresults.nu)

Time Printed :

Clerk of the Course  Hans Schnock	Steward	Timekeeper  Harald Roelse	
Page 2 of 4	Results remain provisional pending technical examination and decisions from the stewards of the meeting		

## Result of Youngtimer Trophy 1 - Race

20 - 22 July 2012  
Spa - 7003 mtr.

### 29 = bis 2000 ccm 1976-1981

Pos	Nbr	Name / Entrant	Car	Gap	Diff	Fastest Laptime	In	Pit Stops	Total time in Pit
1	60	Burkhardt Mundt	Ford Escort RS 2000	-- 18 laps --		3:12.479	9	1	0:02:27
2	55	Eißen-von der Lieck	Opel Kadett C GT/E	-- 17 laps --		3:17.471	16	1	0:02:34
3	58	Karl-Heinz Jathe Verein für Motorsport Niedersachsen e.V.	Ford Escort RS 2000	25.096	25.096	3:16.739	13	1	0:02:25
4	56	Dieter Ohligschläger	Opel Kadett C GT/E	-- 13 laps --		3:24.453	11	1	0:02:18

### 33 = bis 1300 ccm 1976-1981

Pos	Nbr	Name / Entrant	Car	Gap	Diff	Fastest Laptime	In	Pit Stops	Total time in Pit
1	177	Olaf Rost MSC Langenfeld e.V.	Audi 50	-- 19 laps --		3:01.870	7	1	0:02:46
2	181	Schmitz-Schmitz	Audi 50	-- 18 laps --		3:04.199	14	1	0:02:26
3	182	Willi Pürkner	Simca Rallye	2:05.320	2:05.320	3:09.825	5	1	0:02:25
4	174	Schmitz-Linden	VW Polo	-- 17 laps --		3:16.510	17	1	0:02:28
5	170	Hannig-Benra	Audi 50	1:04.558	1:04.558	3:04.563	16	1	0:07:32
6	173	Sebastian Schemmann MSC Münster e.V.	VW Polo	1:44.082	39.524	3:19.833	16	1	0:05:35
7	178	Runkel-Simon	VW Polo	-- 9 laps --		3:08.201	7	0	0:00:00

### NOT CLASSIFIED IN CLASS 33

Classification Limit (50% of 19 laps) = 9 laps

DNC 176	Thomas Schröder	VW Derby	1 laps				0	1	0:00:00
---------	-----------------	----------	--------	--	--	--	---	---	---------

### 38 = bis 2000 ccm 1976-1981

Pos	Nbr	Name / Entrant	Car	Gap	Diff	Fastest Laptime	In	Pit Stops	Total time in Pit
1	308	Zensen-Irnich DSK e.V.	Porsche 924	-- 16 laps --		3:23.912	7	1	0:02:38
2	306	Ludger Ulke	Porsche 924	49.120	49.120	3:34.947	4	1	0:02:30

### 41 = bis 2.000 ccm 1976-1981

Pos	Nbr	Name / Entrant	Car	Gap	Diff	Fastest Laptime	In	Pit Stops	Total time in Pit
1	335	Völkel-Joho ADAC Pfalz e.V.	Porsche 924	-- 17 laps --		3:13.351	6	1	0:02:43



Fastest time : 2:53.196 in lap 4 by nbr. 151 : Dr. Helmut Stein (Ford)

Timekeeping by : RSTime by TimeService.nl

Publication-time

Results and Laptimes : [www.racerresults.nu](http://www.racerresults.nu)

Time Printed :

Clerk of the Course  Hans Schnock	Steward	Timekeeper  Harald Roelse	
Page 3 of 4	Results remain provisional pending technical examination and decisions from the stewards of the meeting		

## Result of Youngtimer Trophy 1 - Race

20 - 22 July 2012  
Spa - 7003 mtr.

### 50 = bis 1300 ccm 1982-1988

Pos	Nbr	Name / Entrant	Car	Gap	Diff	Fastest Laptime	In	Pit Stops	Total time in Pit
1	477	Jacobi-Krusic Scuderia Augustusburg Brühl	Suzuki Swift GTI	-- 18 laps --		3:11.084	9	1	0:02:33
2	417	Verhoeven-Verhoeven R.C. Neuss e.V.	Citroen AX Sport	1:25.521	1:25.521	3:11.530	6	1	0:02:20
3	416	Schilling-Jargon	Suzuki Swift	-- 11 laps --		3:12.636	6	2	0:02:29

### 51+52 = zusammengelegte Klassen 51+52

Pos	Nbr	Name / Entrant	Car	Gap	Diff	Fastest Laptime	In	Pit Stops	Total time in Pit
1	428	Sascha Korte	VW Golf GTI	-- 18 laps --		3:06.609	6	1	0:02:21
2	423	Köppen-Schäfer	Alfa Romeo 33 QV	46.518	46.518	3:00.624	6	1	0:13:54
3	420	Wiedner-Krükkel	Peugeot 205 GTI	1:09.745	23.227	3:08.788	6	1	0:02:26
4	426	Peters-Ritterbecks MSC Odenkirchen	VW Scirocco	-- 17 laps --		3:14.462	11	1	0:02:17
5	411	Koch-Koch	Opel Kadett E	-- 16 laps --		3:13.246	16	2	0:08:30
6	419	Höne-Over	Toyota Corolla GT	-- 15 laps --		3:07.504	5	1	0:10:16

#### NOT CLASSIFIED IN CLASS 51+52

#### Classification Limit (50% of 18 laps) = 9 laps

DNC 424	Bitter-Flemes	Renault R 5 GT turbo	1 laps				0	1	0:00:00
DNC 421	von der Ruhren-Poetsch	VW Golf GTI	0 laps				0	0	0:00:00

The classification distance (50% of 19 laps = 9 laps) was achieved  
 The classification distance (50% of 18 laps = 9 laps) was achieved  
 The classification distance (50% of 15 laps = 7 laps) was achieved  
 The classification distance (50% of 18 laps = 9 laps) was achieved  
 The classification distance (50% of 16 laps = 8 laps) was achieved  
 The classification distance (50% of 17 laps = 8 laps) was achieved  
 The classification distance (50% of 18 laps = 9 laps) was achieved

All participants are classified in class : 11  
 All participants are classified in class : 12  
 All participants are classified in class : 26  
 All participants are classified in class : 29  
 All participants are classified in class : 38  
 All participants are classified in class : 41  
 All participants are classified in class : 50

Nr. 46, 145, 417 - 30 seconds time penalty for leaving the track  
 Nr. 130 and 155 Pit stop too short 130 - 25 seconds penalty 155 - 70 seconds penalty  
 Nr. 60 - 5 minutes time penalty - many times leaving the track  
 Nr. 154 - Excluded from the result for ignoring the Stop and Go penalty



Fastest time : 2:53.196 in lap 4 by nbr. 151 : Dr. Helmut Stein (Ford)

Timekeeping by : RSTime by TimeService.nl

Publication-time

Results and Laptimes : [www.racerresults.nu](http://www.racerresults.nu)

Time Printed :

Clerk of the Course  Hans Schnock	Steward	Timekeeper  Harald Roelse	
Page 4 of 4	Results remain provisional pending technical examination and decisions from the stewards of the meeting		