

Spa Race Festival 2012

STT HR Cup - Race 2

20 - 22 July 2012

Spa - 7003 mtr.

Class = 1

Pos	Nbr	Name / Entrant	Car	Gap	Diff	Total time	Fastest	In
1	3	Pertti Kuismanen	Chrysler Viper GTS-R	-- 11 laps --		27:49.363	2:24.799	2
2	5	Rene Snel	Porsche 996 GT2	26.643	26.643	28:16.006	2:27.832	2
3	68	Werner Moonens DVB Racing	Dodge Viper GTS-R	1:26.666	1:00.023	29:16.029	2:30.622	4
4	63	Rolf Rummel	Porsche GT2	1:30.521	3.855	29:19.884	2:37.186	4
5	16	Jörg Lorenz	Porsche dp 935	2:08.990	38.469	29:58.353	2:39.426	9
6	26	Rüdiger Klos	Oreca Viper GTS-R	-- 10 laps --		30:08.765	2:36.347	3

NOT CLASSIFIED IN CLASS 1 Classification Limit (75% of 11 laps) = 8 laps

DNC	28	Jan van Es	Porsche 993 GT2	5 laps		29:30.862	2:51.778	2
-----	----	------------	-----------------	--------	--	-----------	----------	---

Class = 2

Pos	Nbr	Name / Entrant	Car	Gap	Diff	Total time	Fastest	In
1	31	Ulrich Becker	Porsche 997 GT3 RS	-- 11 laps --		27:35.182	2:28.167	2
2	52	Erik Den Dekker	Porsche 944 Turbo	-- 10 laps --		29:29.973	2:52.137	10
3	33	Gil Linster	Ford Mustang	3.528	3.528	29:33.501	2:53.263	9

NOT CLASSIFIED IN CLASS 2 Classification Limit (75% of 11 laps) = 8 laps

DNC	32	Jürgen Bode	Porsche 997 GT3	7 laps		19:42.807	2:41.519	4
-----	----	-------------	-----------------	--------	--	-----------	----------	---

DNC	42	Ehninger-Ayasse	Audi RS4	4 laps		12:07.017	2:56.470	3
-----	----	-----------------	----------	--------	--	-----------	----------	---

Class = 3

Pos	Nbr	Name / Entrant	Car	Gap	Diff	Total time	Fastest	In
1	36	Carlos Rivas	Porsche 997 GT3	-- 11 laps --		28:48.458	2:31.744	3
2	65	Patrick Lamster	Porsche 997	-- 10 laps --		27:20.217	2:39.245	4
3	25	Tjarco Jilesen	Porsche 996 GT3	1.010	1.010	27:21.227	2:40.995	4
4	59	Joost Bömer	Porsche 996 GT3	1:14.597	1:13.587	28:34.814	2:48.483	6
5	61	Berthold Gruhn	BMW M3 GT4	1:51.892	37.295	29:12.109	2:52.006	10

NOT CLASSIFIED IN CLASS 3 Classification Limit (75% of 11 laps) = 8 laps

DNC	8	Reiner Lutz	Porsche Cayman	5 laps		18:11.360	2:42.768	3
-----	---	-------------	----------------	--------	--	-----------	----------	---



Fastest time : 2:24.799 in lap 2 by nbr. 3 : Pertti Kuismanen (Chrysler)

Timekeeping by : RSTime by TimeService.nl

Publication-time

Results and Laptimes : www.raceresults.nu

Time Printed :

Clerk of the Course Hans Schnock	Steward	Timekeeper  Harald Roelse	
Page 1 of 2	Results remain provisional pending technical examination and decisions from the stewards of the meeting		

Spa Race Festival 2012

STT HR Cup - Race 2

20 - 22 July 2012

Spa - 7003 mtr.

Class = 4

Pos	Nbr	Name / Entrant	Car	Gap	Diff	Total time	Fastest	In
1	66	Marcel Norbart	Seat Super Copa	-- 11 laps --		29:22.567	2:36.840	10
2	24	Christian Franck	Seat Leon	-- 10 laps --		27:21.442	2:40.767	4
3	62	Andreas Schmidt	Seat Super Copa	32.742	32.742	27:54.184	2:44.406	10
4	20	Pierre Bonhote Equipe Bernoise	Seat Leon	1:27.895	55.153	28:49.337	2:50.050	5
5	60	Jafeth Molenaar	Porsche 968	2:23.063	55.168	29:44.505	2:54.971	10
6	7	„RennF“-Bauckhage H&R Spezialfedern	Opel Astra OPC	-- 9 laps --		28:32.004	3:00.427	8

Class = 7

Pos	Nbr	Name / Entrant	Car	Gap	Diff	Total time	Fastest	In
1	12	Gerhard Füller	BMW STW	-- 10 laps --		27:58.107	2:45.839	8
2	37	Yannik Trautwein	BMW E46 320i	0.691	0.691	27:58.798	2:43.653	10
3	1	Joachim Bunkus	Triumph Dolomite	11.682	10.991	28:09.789	2:46.456	4
4	67	Joelle Wiltgen	Honda Civic Type R	-- 9 laps --		29:08.729	3:09.448	3

Class = 9

Pos	Nbr	Name / Entrant	Car	Gap	Diff	Total time	Fastest	In
1	64	Marko Viitala	Porsche 964 Cup	-- 10 laps --		27:30.817	2:42.571	4
2	4	Alexandra Irmgartz	Porsche 964 RS	46.528	46.528	28:17.345	2:46.607	3
3	58	Michael Irmgartz	Porsche 911 Carrera	51.861	5.333	28:22.678	2:47.192	6

Class = 11

Pos	Nbr	Name / Entrant	Car	Gap	Diff	Total time	Fastest	In
1	9	Jörg Bernhard	V8 STAR	-- 7 laps --		18:04.786	2:33.223	4

NOT CLASSIFIED IN CLASS 11 Classification Limit (75% of 7 laps) = 5 laps

DNC	34	Petra Kolic-Wiese	V8 STAR	3 laps		9:08.943	2:57.419	3
-----	----	-------------------	---------	--------	--	----------	----------	---

The classification distance (75% of 11 laps = 8 laps) was achieved
 The classification distance (75% of 10 laps = 7 laps) was achieved
 The classification distance (75% of 10 laps = 7 laps) was achieved

All participants are classified in class : 4
 All participants are classified in class : 7
 All participants are classified in class : 9

Nr. 36, 68 - 30 seconds penalty time - not respecting the track limits.
 Nr. 3, 7, 68 - 30 seconds penalty time - overtaking under yellow.



Fastest time : 2:24.799 in lap 2 by nbr. 3 : Pertti Kuismanen (Chrysler)

Timekeeping by : RSTime by TimeService.nl

Publication-time

Results and Laptimes : www.raceresults.nu

Time Printed :

Clerk of the Course Hans Schnock	Steward	Timekeeper  Harald Roelse	
Page 2 of 2	Results remain provisional pending technical examination and decisions from the stewards of the meeting		