

Spa Race Festival 2012

STT HR Cup - Race 1

20 - 22 July 2012

Spa - 7003 mtr.

Pos	Nbr	Name / Entrant	Car	Cls	PIC	Gap	Total time	Fastest	In	Avg. Speed
1	3	Pertti Kuismanen	Chrysler Viper GTS-R	1	1	-- 10 laps --	24:48.627	2:26.679	7	169.35
2	5	Rene Snel	Porsche 996 GT2	1	2	20.548	25:09.175	2:28.381	2	167.05
3	31	Ulrich Becker	Porsche 997 GT3 RS	2	1	37.078	25:25.705	2:30.544	3	165.24
4	36	Carlos Rivas	Porsche 997 GT3	3	1	55.592	25:44.219	2:33.105	4	163.25
5	63	Rolf Rummel	Porsche GT2	1	3	1:34.398	26:23.025	2:34.304	5	159.25
6	9	Jörg Bernhard	V8 STAR	11	1	1:35.766	26:24.393	2:33.395	8	159.11
7	66	Marcel Norbart	Seat Super Copa	4	1	2:04.717	26:53.344	2:36.829	4	156.26
8	8	Reiner Lutz	Porsche Cayman	3	2	2:10.739	26:59.366	2:38.283	8	155.68
9	25	Tjarco Jilesen	Porsche 996 GT3	3	3	2:19.498	27:08.125	2:39.381	7	154.84
10	65	Patrick Lamster	Porsche 997	3	4	2:19.869	27:08.496	2:39.227	7	154.81
11	50	Romain Theissen	Porsche 997 GT3	3	5	2:25.980	27:14.607	2:37.322	5	154.23
12	24	Christian Franck	Seat Leon	4	2	2:26.835	27:15.462	2:41.015	7	154.15
13	64	Marko Viitala	Porsche 964 Cup	9	1	2:31.024	27:19.651	2:41.482	7	153.75
14	28	Jan van Es	Porsche 993 GT2	1	4	3:03.991	27:52.618	2:40.706	6	150.72
15	32	Jürgen Bode	Porsche 997 GT3	2	2	3:05.221	27:53.848	2:38.017	3	150.61
16	29	Jeannot Delvaux	Porsche 997 GT3	3	6	-- 9 laps --	23:49.071	2:35.624	5	158.77
17	16	Jörg Lorenz	Porsche dp 935	1	5	1:13.089	25:02.160	2:42.581	6	151.04
18	1	Joachim Bunkus	Triumph Dolomite	7	1	1:29.703	25:18.774	2:44.966	6	149.39
19	12	Gerhard Füller	BMW STW	7	2	1:30.105	25:19.176	2:45.627	6	149.35
20	4	Alexandra Irmgartz	Porsche 964 RS	9	2	1:30.670	25:19.741	2:46.188	6	149.29
21	58	Michael Irmgartz	Porsche 911 Carrera	9	3	1:31.581	25:20.652	2:45.721	6	149.21
22	59	Joost Bömer	Porsche 996 GT3	3	7	1:47.386	25:36.457	2:46.766	6	147.67
23	62	Andreas Schmidt	Seat Super Copa	4	3	2:06.220	25:55.291	2:47.662	6	145.88
24	20	Pierre Bonhote Equipe Bernoise	Seat Leon	4	4	2:20.916	26:09.987	2:49.178	7	144.52
25	52	Erik Den Dekker	Porsche 944 Turbo	2	3	2:29.590	26:18.661	2:52.199	9	143.72
26	42	Ehninger-Ayasse	Audi RS4	2	4	2:40.528	26:29.599	2:52.647	8	142.73



Fastest time : 2:26.679 in lap 7 by nbr. 3 : Pertti Kuismanen (Chrysler)

Timekeeping by : RSTime by TimeService.nl

Publication-time

Results and Laptimes : www.raceresults.nu

Time Printed :

Clerk of the Course Hans Schnock	Steward	Timekeeper  Harald Roelse	
Page 1 of 2	Results remain provisional pending technical examination and decisions from the stewards of the meeting		

Spa Race Festival 2012

STT HR Cup - Race 1

20 - 22 July 2012

Spa - 7003 mtr.

Pos	Nbr	Name / Entrant	Car	Cls	PIC	Gap	Total time	Fastest	In	Avg. Speed
27	61	Berthold Gruhn	BMW M3 GT4	3	8	2: 42.419	26:31.490	2:52.020	8	142.56
28	37	Yannik Trautwein	BMW E46 320i	7	3	2: 52.058	26:41.129	2:55.014	3	141.71
29	33	Gil Linster	Ford Mustang	2	5	2: 56.654	26:45.725	2:54.516	8	141.30
30	7	„RennF“-Bauckhage H&R Spezialfedern	Opel Astra OPC	4	5	3: 10.670	26:59.741	2:56.314	4	140.08
31	60	Jafeth Molenaar	Porsche 968	4	6	3: 13.211	27:02.282	2:55.836	9	139.86
32	68	Werner Moonens DVB Racing	Dodge Viper GTS-R	1	6	-- 8 laps --	20:47.244	2:30.984	5	161.70
33	27	Ed van Heusden	Porsche 944 Turbo	2	6	2: 01.909	22:49.153	2:48.484	3	147.30
34	67	Joelle Wiltgen	Honda Civic Type R	7	4	5: 26.563	26:13.807	3:13.084	3	128.15

NOT CLASSIFIED IN CLASS 1

Classification Limit (75% of 10 laps) = 7 laps

DNC	26	Rüdiger Klos	Oreca Viper GTS-R	1	7	4 laps	10:34.803	2:35.730	3	158.85
-----	----	--------------	-------------------	---	---	--------	-----------	----------	---	--------

NOT CLASSIFIED IN CLASS 11

Classification Limit (75% of 10 laps) = 7 laps

DNC	34	Petra Kolic-Wiese	V8 STAR	11	2	5 laps	14:49.612	2:51.834	3	141.69
-----	----	-------------------	---------	----	---	--------	-----------	----------	---	--------

The classification distance (75% of 10 laps = 7 laps) was achieved

The classification distance (75% of 10 laps = 7 laps) was achieved

The classification distance (75% of 10 laps = 7 laps) was achieved

The classification distance (75% of 10 laps = 7 laps) was achieved

The classification distance (75% of 9 laps = 6 laps) was achieved

The classification distance (75% of 10 laps = 7 laps) was achieved

All participants are classified in class : 1

All participants are classified in class : 2

All participants are classified in class : 3

All participants are classified in class : 4

All participants are classified in class : 7

All participants are classified in class : 9

Startnumber 28, 50 - 30 seconds time penalty, not respecting track limits



Fastest time : 2:26.679 in lap 7 by nbr. 3 : Pertti Kuismanen (Chrysler)

Timekeeping by : RSTime by TimeService.nl

Publication-time

Results and Laptimes : www.raceresults.nu

Time Printed :

Clerk of the Course Hans Schnock	Steward	Timekeeper  Harald Roelse	
Page 2 of 2	Results remain provisional pending technical examination and decisions from the stewards of the meeting		