

## Spa Race Festival 2012

### STT HR Cup - Race 1

20 - 22 July 2012

Spa - 7003 mtr.

#### Class = 1

Pos	Nbr	Name / Entrant	Car	Gap	Diff	Total time	Fastest	In
1	3	Pertti Kuismanen	Chrysler Viper GTS-R	-- 10 laps --		24:48.627	2:26.679	7
2	5	Rene Snel	Porsche 996 GT2	20.548	20.548	25:09.175	2:28.381	2
3	63	Rolf Rummel	Porsche GT2	1:34.398	1:13.850	26:23.025	2:34.304	5
4	28	Jan van Es	Porsche 993 GT2	3:03.991	1:29.593	27:52.618	2:40.706	6
5	16	Jörg Lorenz	Porsche dp 935	-- 9 laps --		25:02.160	2:42.581	6
6	68	Werner Moonens DVB Racing	Dodge Viper GTS-R	-- 8 laps --		20:47.244	2:30.984	5
NOT CLASSIFIED IN CLASS 1			Classification Limit (75% of 10 laps) = 7 laps					
DNC	26	Rüdiger Klos	Oreca Viper GTS-R	4 laps		10:34.803	2:35.730	3

#### Class = 2

Pos	Nbr	Name / Entrant	Car	Gap	Diff	Total time	Fastest	In
1	31	Ulrich Becker	Porsche 997 GT3 RS	-- 10 laps --		25:25.705	2:30.544	3
2	32	Jürgen Bode	Porsche 997 GT3	2:28.143	2:28.143	27:53.848	2:38.017	3
3	52	Erik Den Dekker	Porsche 944 Turbo	-- 9 laps --		26:18.661	2:52.199	9
4	42	Ehninger-Ayasse	Audi RS4	10.938	10.938	26:29.599	2:52.647	8
5	33	Gil Linster	Ford Mustang	27.064	16.126	26:45.725	2:54.516	8
6	27	Ed van Heusden	Porsche 944 Turbo	-- 8 laps --		22:49.153	2:48.484	3

#### Class = 3

Pos	Nbr	Name / Entrant	Car	Gap	Diff	Total time	Fastest	In
1	36	Carlos Rivas	Porsche 997 GT3	-- 10 laps --		25:44.219	2:33.105	4
2	8	Reiner Lutz	Porsche Cayman	1:15.147	1:15.147	26:59.366	2:38.283	8
3	25	Tjarco Jilesen	Porsche 996 GT3	1:23.906	8.759	27:08.125	2:39.381	7
4	65	Patrick Lamster	Porsche 997	1:24.277	0.371	27:08.496	2:39.227	7
5	50	Romain Theissen	Porsche 997 GT3	1:30.388	6.111	27:14.607	2:37.322	5
6	29	Jeannot Delvaux	Porsche 997 GT3	-- 9 laps --		23:49.071	2:35.624	5
7	59	Joost Bömer	Porsche 996 GT3	1:47.386	1:47.386	25:36.457	2:46.766	6
8	61	Berthold Gruhn	BMW M3 GT4	2:42.419	55.033	26:31.490	2:52.020	8



Fastest time : 2:26.679 in lap 7 by nbr. 3 : Pertti Kuismanen (Chrysler)

Timekeeping by : RSTime by TimeService.nl

Publication-time

Results and Laptimes : [www.raceresults.nu](http://www.raceresults.nu)

Time Printed :

Clerk of the Course  Hans Schnock	Steward	Timekeeper  Harald Roelse	
Page 1 of 2	Results remain provisional pending technical examination and decisions from the stewards of the meeting		

## Spa Race Festival 2012

### STT HR Cup - Race 1

20 - 22 July 2012

Spa - 7003 mtr.

#### Class = 4

Pos	Nbr	Name / Entrant	Car	Gap	Diff	Total time	Fastest	In
1	66	Marcel Norbart	Seat Super Copa	-- 10 laps --		26:53.344	2:36.829	4
2	24	Christian Franck	Seat Leon	22.118	22.118	27:15.462	2:41.015	7
3	62	Andreas Schmidt	Seat Super Copa	-- 9 laps --		25:55.291	2:47.662	6
4	20	Pierre Bonhote Equipe Bernoise	Seat Leon	14.696	14.696	26:09.987	2:49.178	7
5	7	„RennF“-Bauckhage H&R Spezialfedern	Opel Astra OPC	1:04.450	49.754	26:59.741	2:56.314	4
6	60	Jafeth Molenaar	Porsche 968	1:06.991	2.541	27:02.282	2:55.836	9

#### Class = 7

Pos	Nbr	Name / Entrant	Car	Gap	Diff	Total time	Fastest	In
1	1	Joachim Bunkus	Triumph Dolomite	-- 9 laps --		25:18.774	2:44.966	6
2	12	Gerhard Füller	BMW STW	0.402	0.402	25:19.176	2:45.627	6
3	37	Yannik Trautwein	BMW E46 320i	1:22.355	1:21.953	26:41.129	2:55.014	3
4	67	Joelle Wiltgen	Honda Civic Type R	-- 8 laps --		26:13.807	3:13.084	3

#### Class = 9

Pos	Nbr	Name / Entrant	Car	Gap	Diff	Total time	Fastest	In
1	64	Marko Viitala	Porsche 964 Cup	-- 10 laps --		27:19.651	2:41.482	7
2	4	Alexandra Irmgartz	Porsche 964 RS	-- 9 laps --		25:19.741	2:46.188	6
3	58	Michael Irmgartz	Porsche 911 Carrera	0.911	0.911	25:20.652	2:45.721	6

#### Class = 11

Pos	Nbr	Name / Entrant	Car	Gap	Diff	Total time	Fastest	In
1	9	Jörg Bernhard	V8 STAR	-- 10 laps --		26:24.393	2:33.395	8

NOT CLASSIFIED IN CLASS 11 Classification Limit (75% of 10 laps) = 7 laps

DNC	34	Petra Kolic-Wiese	V8 STAR	5 laps		14:49.612	2:51.834	3
-----	----	-------------------	---------	--------	--	-----------	----------	---

The classification distance (75% of 10 laps = 7 laps) was achieved  
 The classification distance (75% of 10 laps = 7 laps) was achieved  
 The classification distance (75% of 10 laps = 7 laps) was achieved  
 The classification distance (75% of 10 laps = 7 laps) was achieved  
 The classification distance (75% of 9 laps = 6 laps) was achieved  
 The classification distance (75% of 10 laps = 7 laps) was achieved

All participants are classified in class : 1  
 All participants are classified in class : 2  
 All participants are classified in class : 3  
 All participants are classified in class : 4  
 All participants are classified in class : 7  
 All participants are classified in class : 9

Startnumber 28, 50 - 30 seconds time penalty, not respecting track limits



Fastest time : 2:26.679 in lap 7 by nbr. 3 : Pertti Kuismanen (Chrysler)

Timekeeping by : RSTime by TimeService.nl

Publication-time

Results and Laptimes : [www.raceresults.nu](http://www.raceresults.nu)

Time Printed :

Clerk of the Course  Hans Schnock	Steward	Timekeeper  Harald Roelse	
Page 2 of 2	Results remain provisional pending technical examination and decisions from the stewards of the meeting		