

Spa Race Festival 2012

HMR - Race 2

20 - 22 July 2012

Spa - 7003 mtr.

Class = A

Pos	Nbr	Name	Car	Gap	Diff	Total time	Fastest	In
1	12	Erle Minhinnick (GB)	Apal MK1 F. Vee 1 carb.	-- 7 laps --		23:57.811	3:22.632	6
2	2	Jens Burmester (GER)	Hick F. Vee 1 carb.	24.797	24.797	24:22.608	3:24.640	3
3	4	Frans Parfant (NED)	Apal F. Vee 1 carb.	54.064	29.267	24:51.875	3:29.481	2

Class = B

Pos	Nbr	Name	Car	Gap	Diff	Total time	Fastest	In
1	20	Paul McMorran (IRL)	Crosslé 25F FF1600	-- 8 laps --		23:06.372	2:51.106	7
2	21	Tony Walsh (GB)	Dulon MP15 FF1600	6.182	6.182	23:12.554	2:51.344	6
3	15	Alan Crocker (NZ)	Ray FF1600	12.685	6.503	23:19.057	2:50.407	6
4	28	Jan Steenhart (NED)	PRS RHO2 FF1600	13.947	1.262	23:20.319	2:52.590	6
5	22	Roel Mulder (NED)	PRS RHO2 FF1600	14.531	0.584	23:20.903	2:49.089	5
6	23	Stuart Dix (GB)	Cooper Chinook FF1600	14.585	0.054	23:20.957	2:52.357	5
7	25	Jean-Marie Schilling (LUX)	Lotus 69F FF1600	20.903	6.318	23:27.275	2:52.253	5
8	187	Felix Haas (CH)	Cooper T59 F.Jr.	30.426	9.523	23:36.798	2:53.924	5
9	18	Paul Hubbard (GB)	Crosslé 25F FF1600	40.658	10.232	23:47.030	2:54.952	6
10	19	Michel Kozyreff (F)	Van Diemen RF80 FF1600	40.871	0.213	23:47.243	2:54.624	4
11	16	Giovanni Romagnoli (I)	Crosslé 32F FF1600	1:14.946	34.075	24:21.318	2:59.222	6
12	31	Rob Haze (NED)	Van Diemen RF78 FF1600	1:15.512	0.566	24:21.884	2:58.921	7
13	37	Johan Baeten (BEL)	Royale RP24 FF1600	1:27.930	12.418	24:34.302	2:56.548	1
14	36	Rainer Schäfer (GER)	Royale RP24 FF1600	-- 7 laps --		22:16.806	3:00.215	1
NOT CLASSIFIED IN CLASS B			Classification Limit (75% of 8 laps) = 6 laps					
DNC	27	Chris Whittingham (GB)	PRS RHO2 FF1600	3 laps		10:38.461	2:59.221	2
DNC	34	Stephen Collyer (GB)	Crosslé 32F FF1600	2 laps		5:59.799	2:55.394	2

Class = C



Pos	Nbr	Name	Car	Gap	Diff	Total time	Fastest	In
1	48	Hans Meskes (NED)	Van Diemen RF78 FF2000	-- 8 laps --		22:13.280	2:44.735	3
2	54	Peter Richards (GB)	Delta T79 FF2000	20.198	20.198	22:33.478	2:44.091	5
3	58	Stuart Boyer (GB)	Reynard SF77 FF2000	30.106	9.908	22:43.386	2:45.527	7
4	42	Kees v.d. Wouden Jr. (NED)	Royale RP30 FF2000	36.276	6.170	22:49.556	2:44.459	8
5	55	Antony Raine (GB)	Merlyn MK28 FF2000	52.740	16.464	23:06.020	2:49.599	3
6	43	Hans Nijssen (NED)	Dulon MP20 FF2000	1:25.727	32.987	23:39.007	2:53.788	4
7	46	John Bowles (GB)	Royale RP9 SV71	1:37.137	11.410	23:50.417	2:54.957	4
8	44	John de Ritter (GB)	Delta T79 FF2000	2:04.606	27.469	24:17.886	2:58.606	7
NOT CLASSIFIED IN CLASS C			Classification Limit (75% of 8 laps) = 6 laps					
DNC	56	Ferry Plugge (NED)	Delta T79 FF2000	5 laps		15:20.223	2:58.353	4
DNC	45	Jan Langdon (GB)	Reynard SF78 FF2000	3 laps		8:41.055	2:50.282	2

Fastest time : 2:38.895 in lap 4 by nbr. 78 : Frank Grooz (GER) (March 79V F. SuperVee)Timekeeping by : RSTime by TimeService.nl

Results and Laptimes : www.raceresults.nu

Time Printed :

Publication-time

Clerk of the Course Hans Schnock	Steward	Timekeeper  Harald Roelse	
Page 1 of 2	Results remain provisional pending technical examination and decisions from the stewards of the meeting		

Spa Race Festival 2012

HMR - Race 2

20 - 22 July 2012

Spa - 7003 mtr.

Class = C1

Pos	Nbr	Name	Car	Gap	Diff	Total time	Fastest	In
1	275	Colin Wright (GB)	Reynard SF79 FF2000	-- 8 laps --		22: 21.229	2: 46.340	7
2	211	Javier Pernas (ES)	Delta T80 FF2000	12.833	12.833	22: 34.062	2: 44.835	8
3	222	John Hayes-Harlow (GB)	Royale RP30 FF2000	24.709	11.876	22: 45.938	2: 48.611	5
4	251	Stuart Olley (GB)	Delta T79 FF2000	1: 06.655	41.946	23: 27.884	2: 53.533	6
5	217	Johnny Dimsdale (GB)	Van Diemen RF78 FF2000	1: 09.033	2.378	23: 30.262	2: 48.553	8
6	270	John Taylor (GB)	Royale RP27 FF2000	1: 37.795	28.762	23: 59.024	2: 55.362	7
7	218	Stephen Glasswell (GB)	Reynard SF79 FF2000	1: 38.749	0.954	23: 59.978	2: 54.840	6
8	231	Derek Watling (GB)	Reynard SF79 FF2000	2: 01.584	22.835	24: 22.813	2: 53.869	4

Class = D

Pos	Nbr	Name	Car	Gap	Diff	Total time	Fastest	In
1	84	Iain Rowley (GB)	March 793 F3	-- 8 laps --		21: 32.928	2: 39.216	8
2	104	Bruno Huber (CH)	Argo JM1 F3	4.767	4.767	21: 37.695	2: 41.108	3
3	70	Michel Farizon (F)	Brabham BT28 F2	1: 45.520	1: 40.753	23: 18.448	2: 50.756	7
4	62	Graham Kiddy (GB)	Dastle MK10 F3	2: 06.515	20.995	23: 39.443	2: 54.053	4
5	89	Norbert Grondorf (GER)	Hawke DL18 F3	-- 7 laps --		20: 28.536	2: 52.174	7
6	98	Dick van Amsterdam (NED)	Belgica F.3. screamer 1000cc	1: 50.051	1: 50.051	22: 18.587	3: 04.053	7
7	66	Frans Kinkel (NED)	March 713 F3	3: 36.860	1: 46.809	24: 05.396	3: 20.022	7
NOT CLASSIFIED IN CLASS D			Classification Limit (75% of 8 laps) = 6 laps					
DNC	78	Frank Grooz (GER)	March 79V F. SuperVee	4 laps		10: 46.896	2: 38.895	4



The classification distance (75% of 7 laps = 5 laps) was achieved
 The classification distance (75% of 8 laps = 6 laps) was achieved

All participants are classified in class : A
 All participants are classified in class : C1

Fastest time : 2:38.895 in lap 4 by nbr. 78 : Frank Grooz (GER) (March 79V F. SuperVee)Timekeeping by : RSTime by TimeService.nl

Results and Laptimes : www.raceresults.nu

Time Printed :

Clerk of the Course		Steward	Timekeeper	 Harald Roelse	
Hans Schnock					
Page 2 of 2	Results remain provisional pending technical examination and decisions from the stewards of the meeting				

Publication-time