

## Spa Race Festival 2012

### Belgian Historic Cup - Race 1

20 - 22 July 2012  
Spa - 7003 mtr.

#### Class = 1 B

Pos	Nbr	Name	Car	Gap	Diff	Total time	Fastest	In
1	122	POULET Roger	Lotus Elan	-- 5 laps --		18:58.716	3:04.346	2

#### Class = 1 C

Pos	Nbr	Name	Car	Gap	Diff	Total time	Fastest	In
1	36	VAN ROMPUY Tom	Opel Kadett GTF	-- 5 laps --		17:20.164	3:02.787	2

#### Class = 1 E

Pos	Nbr	Name	Car	Gap	Diff	Total time	Fastest	In
1	51	ROSENHART Edgar	Ford Mustang GP II 302	-- 5 laps --		17:40.397	3:04.741	1
2	172	VISSER Cor *	Austin Healey 3000 Mk III	1:09.334	1:09.334	18:49.731	3:17.109	1
3	123	VAN LAARHOVEN Marcel	Ford Mustang Shelby GT350	1:11.535	2.201	18:51.932	3:11.210	2
4	171	T'HOEN Robert-Jan	Austin Healey 3000 Mk I	2:09.382	57.847	19:49.779	3:17.254	1

#### Class = 2 B

Pos	Nbr	Name	Car	Gap	Diff	Total time	Fastest	In
1	69	RION Stephane	Lotus Europa Twin Cam	-- 5 laps --		18:58.894	3:13.136	2
NOT CLASSIFIED IN CLASS 2 B Classification Limit (75% of 5 laps) = 3 laps								
DNC	89	FARROW David	Alfa Romeo Giulia Super	2 laps		17:27.686	3:59.358	1

#### Class = 2 C

Pos	Nbr	Name	Car	Gap	Diff	Total time	Fastest	In
1	45	VAN DAMME Patrick	Opel Kadett GTF	-- 5 laps --		18:03.131	3:14.351	2
2	63	VERECKEN Michel	Ford Escort RS2000	41.310	41.310	18:44.441	3:17.541	2
3	110	MATHAY Marc	BMW 2002 Alpina	3:53.192	3:11.882	21:56.323	3:12.766	2

#### Class = 2 D

Pos	Nbr	Name	Car	Gap	Diff	Total time	Fastest	In
1	33	CRYNs Rafaël	Porsche 911 ST	-- 5 laps --		21:55.992	3:12.300	2

#### Class = 2 E

Pos	Nbr	Name	Car	Gap	Diff	Total time	Fastest	In
1	15	FRANS Tony	Chevrolet Camaro Z28	-- 5 laps --		16:56.851	2:55.956	2

#### Class = 3 A

Pos	Nbr	Name	Car	Gap	Diff	Total time	Fastest	In
1	41	DIELEN Hélène	Austin Healey Sprite Mk III	-- 5 laps --		20:41.689	3:28.826	1
2	29	MATTHIEU Marc	Austin Healey Sprite Frogeye	16.660	16.660	20:58.349	3:30.188	2

#### Class = 3 B

Pos	Nbr	Name	Car	Gap	Diff	Total time	Fastest	In
1	75	BLEUS Georges	VW Golf GTI	-- 5 laps --		17:21.514	3:04.962	2

#### Class = 3 C

Pos	Nbr	Name	Car	Gap	Diff	Total time	Fastest	In
1	5	VAN SPRUNDEL Freddy	Ford Escort RS2000 Mk I	-- 5 laps --		17:38.358	3:02.113	2
2	96	VAN ROMPUY Dirk	Opel Kadett GTF	17.816	17.816	17:56.174	3:05.596	2
3	39	TINEBRA Fabrice	Porsche 924 S	4:02.158	3:44.342	21:40.516	3:41.204	1
4	55	SELDERS Kees	TVR Vixen 2500	-- 4 laps --		14:00.378	3:10.647	2



Fastest time : 2:55.278 in lap 2 by nbr. 78 : SMEETS Bert (Dodge Challenger)

Timekeeping by : RSTime by TimeService.nl

Publication-time

Results and Laptimes : [www.raceresults.nu](http://www.raceresults.nu)

Time Printed :

Clerk of the Course  Hans Schnock	Steward	Timekeeper  Harald Roelse	
Page 1 of 2	Results remain provisional pending technical examination and decisions from the stewards of the meeting		

## Spa Race Festival 2012

### Belgian Historic Cup - Race 1

20 - 22 July 2012

Spa - 7003 mtr.

#### Class = 3 D

Pos	Nbr	Name	Car	Gap	Diff	Total time	Fastest	In
1	19	VAN ELDEREN Jan	Porsche 911 RS	-- 5 laps --		16:08.407	2:55.563	2
2	83	DIERICK Marnix	Jaguar 420 Saloon	1:55.808	1:55.808	18:04.215	3:17.323	2
3	20	VAN HAM Cor	Porsche 934	2:30.873	35.065	18:39.280	2:59.937	2
4	6	DE BAER Guy	Ford GT 40	4:30.916	2:00.043	20:39.323	3:22.066	2
5	78	SMEETS Bert	Dodge Challenger	-- 4 laps --		12:25.842	2:55.278	2
6	32	MARTENS Xavier	Porsche 911 3.0	4:43.870	4:43.870	17:09.712	3:49.257	2
NOT CLASSIFIED IN CLASS 3 D			Classification Limit (75% of 5 laps) = 3 laps					
DNC	4	SCHIPPERS Jan	Chevrolet Camaro	1 laps		3:24.428	3:05.296	1

#### Class = 4 B

Pos	Nbr	Name	Car	Gap	Diff	Total time	Fastest	In
1	68	BRUNFEL Raphael	VW Golf	-- 5 laps --		18:46.794	3:14.954	2

#### Class = 4 C

Pos	Nbr	Name	Car	Gap	Diff	Total time	Fastest	In
1	58	DIERICKX Geert	BMW F 30 M3	-- 5 laps --		16:55.168	2:55.552	2
2	81	Scheurs/Lotterer	Audi Coupé 2.0	34.085	34.085	17:29.253	3:03.886	2
3	87	BLOMAERT Herbert	BMW F 30 325i	44.930	10.845	17:40.098	3:02.048	2
4	24	VAN ELDEREN Bas	BMW F30 325i	1:00.210	15.280	17:55.378	3:03.096	2
5	120	LAUREYNS Tom	BMW 325i	1:07.352	7.142	18:02.520	3:06.979	1
6	37	VAN de PLASSE Jean-Pierre	Peugeot 205 GTI	1:47.871	40.519	18:43.039	3:17.718	2
7	195	POTTERS Mario	Peugeot 205 GTI	3:55.528	2:07.657	20:50.696	3:31.272	1
8	250	BRAUNEISER Hans	Ford Escort MK II	-- 4 laps --		14:42.811	3:17.907	2
9	121	BRACKE Jonathan	BMW 325i	-- 3 laps --		10:51.032	3:18.563	2

#### Class = 4 D

Pos	Nbr	Name	Car	Gap	Diff	Total time	Fastest	In
1	107	GELISSEN Olav	Porsche 964	-- 5 laps --		17:08.045	2:57.657	2
2	109	WOLTERS Hans	Porsche 964	43.360	43.360	17:51.405	3:06.116	1
3	3	PAQUÉ Pierre-Yves	Porsche 911 SC RS	1:34.005	50.645	18:42.050	3:05.258	2
4	117	NULFENS Eric	Porsche 964	2:00.294	26.289	19:08.339	3:13.494	1
5	205	Van den BOOGAARD	Porsche 964	4:37.375	2:37.081	21:45.420	3:11.896	2

#### Class = 5

Pos	Nbr	Name	Car	Gap	Diff	Total time	Fastest	In
1	316	JULESEN Tjarco	Porsche 911	-- 5 laps --		16:53.788	2:55.419	2
2	28	D'HOOGHÉ Corry	Lancia Beta Monte Carlo	-- 4 laps --		20:56.772	3:12.860	2

Nr. 20, 69 and 171 - 1 minute penalty for overtaking during Safety Car  
 Nr. 33 and 110 - 4 minutes penalty for overtaking twice during Safety Car



Fastest time : 2:55.278 in lap 2 by nbr. 78 : SMEETS Bert (Dodge Challenger)

Timekeeping by : RSTime by TimeService.nl

Publication-time

Results and Laptimes : [www.raceresults.nu](http://www.raceresults.nu)

Time Printed :

Clerk of the Course  Hans Schnock	Steward	Timekeeper  Harald Roelse	
Page 2 of 2	Results remain provisional pending technical examination and decisions from the stewards of the meeting		