

Spa Race Festival 2012

Alfa Romeo Challenge and SAC - Race 1

20 - 22 July 2012

Spa - 7003 mtr.

Class = MP

Pos	Nbr	Name	Car	Gap	Diff	Total time	Fastest	In
1	19	Ronny Sanen	156 GTA	-- 11 laps --		31:16.936	2:48.015	7
2	18	Mark Roffelsen	75 V6 24 v	15.780	15.780	31:32.716	2:48.448	5
3	4	Jos Lemmens	156 GTA	31.273	15.493	31:48.209	2:48.939	5
4	20	Paul Plant	147 GTA Cup	-- 10 laps --		32:09.330	3:09.331	10
5	28	Alastair Kellett	Fiat Punto Abarth	7.091	7.091	32:16.421	3:06.449	8
NOT CLASSIFIED IN CLASS MP Classification Limit (75% of 11 laps) = 8 laps								
EX	9	Barry Mc Mahon	156	0 laps				0

Class = M2000

Pos	Nbr	Name	Car	Gap	Diff	Total time	Fastest	In
1	33	Louis Hutzezon	33	-- 11 laps --		32:29.278	2:54.733	6
2	51	Marc Seesing	75 2.0 TS	4.272	4.272	32:33.550	2:55.177	11
3	34	Christiaan Verhoog	75 2.0 TS	5.136	0.864	32:34.414	2:54.729	6
4	86	Serge van Os	155	36.894	31.758	33:06.172	2:57.616	6
5	52	Niels van Woudenberg	155 2.0 TS	57.405	20.511	33:26.683	2:59.626	7
6	89	Mike van den Berg	155 Evo-R Turbo	1:35.160	37.755	34:04.438	3:03.121	10
7	36	Arie Vreugdenhil	33 1.7 16v	-- 10 laps --		31:53.739	3:06.461	8
8	42	John Griffiths	156	5.332	5.332	31:59.071	3:06.666	9
9	53	Dirk jan van den Heuvel	75 2.0 TS	25.700	20.368	32:19.439	3:11.114	9
10	60	Stefan Verdonkschot	75 2.0 TS	44.055	18.355	32:37.794	3:10.717	10
11	58	Marc Rietkerk	75 2.0 TS	1:06.611	22.556	33:00.350	3:11.339	8
12	46	Peter Rikken	75 2.0 TS	1:43.381	36.770	33:37.120	3:00.576	6
NOT CLASSIFIED IN CLASS M2000 Classification Limit (75% of 11 laps) = 8 laps								
DNC	48	vandekerkhove/Farrow	Berlina 1750	2 laps		7:42.982	3:30.694	1

Class = M3000

Pos	Nbr	Name	Car	Gap	Diff	Total time	Fastest	In
1	90	Alexis Walter	Alfetta GTV 6	-- 11 laps --		32:00.135	2:50.248	5
2	21	Gerben Goet	75 V6	19.335	19.335	32:19.470	2:54.299	4
3	88	lars van t' veer	75 V6	1:05.480	46.145	33:05.615	2:57.601	4
4	94	Mohamed Guerrida	GTV 6	-- 10 laps --		32:06.208	3:07.750	7
5	98	Pieter van Ouwerkerk	75 V6 3.0	14.896	14.896	32:21.104	3:10.278	5
6	92	Claude Busson	Alfetta GTV 6	3:40.123	3:25.227	35:46.331	2:52.098	9

Class = MC

Pos	Nbr	Name	Car	Gap	Diff	Total time	Fastest	In
1	71	Frederic Impellizzeri	Giulia Super	-- 11 laps --		34:20.328	3:04.241	2
2	75	Antoine Lanni	Giulia Super	9.838	9.838	34:30.166	3:01.017	6
3	69	Peter Scheefhals	Giulia Super	-- 10 laps --		31:21.035	3:04.621	6
4	64	Jan de Hek	Alfa Giulia	38.405	38.405	31:59.440	3:05.858	10
5	70	Armando Santos	Giulia Super	1:18.400	39.995	32:39.435	3:11.832	7
6	84	Jan Leuvelink	GTV Bertone 2.0 TS	2:04.696	46.296	33:25.731	3:13.846	8



Fastest time : 2:48.015 in lap 7 by nbr. 19 : Ronny Sanen (156 GTA)

Timekeeping by : RSTime by TimeService.nl

Publication-time

Results and Laptimes : www.raceresults.nu

Time Printed :

Clerk of the Course Hans Schnock	Steward	Timekeeper  Harald Roelse	
Page 1 of 2	Results remain provisional pending technical examination and decisions from the stewards of the meeting		

Spa Race Festival 2012

Alfa Romea Challenge and SAC - Race 1

20 - 22 July 2012

Spa - 7003 mtr.

Class = 2

Pos	Nbr	Name	Car	Gap	Diff	Total time	Fastest	In
1	156	Team Heuchemer/ Roth	Giulia Nuova Super 1.6	-- 10 laps --		32:04.468	3:06.211	5
2	133	Giuseppe Tizza	Giulia Super 2.0	2.389	2.389	32:06.857	3:09.159	9
3	152	Nikolas Westphal	Giula Sprint GT Veloce 2.0	32.654	30.265	32:37.122	3:07.846	5
NOT CLASSIFIED IN CLASS 2			Classification Limit (75% of 10 laps) = 7 laps					
DNC	167	Team Praller/ Rittweger	Giulia Super 1.6	2 laps		17:31.257	3:16.465	1

Class = 3

Pos	Nbr	Name	Car	Gap	Diff	Total time	Fastest	In
1	227	Ciro Caravà	Giulia Sprint GT Veloce	-- 10 laps --		31:22.504	3:03.280	5
2	217	Luca Schröder	AR 147 Diesel Cup	2:01.640	2:01.640	33:24.144	3:11.742	5
3	295	Laura Heuchemer	Alfetta GTV	2:02.295	0.655	33:24.799	3:14.535	9
4	222	Antonio Santamaria	Alfa 75 2.0 ts	2:03.440	1.145	33:25.944	3:14.095	10
5	211	Gisbert Bennecke	Alfa 155 2.0 TS	2:49.695	46.255	34:12.199	3:20.025	9
6	250	Thomas Stengl	AR 147 Diesel Cup	2:50.085	0.390	34:12.589	3:18.996	9
7	202	Oliver Lang	Alfa Sud Sprint 1.6	-- 9 laps --		33:29.146	3:17.189	4

Class = 4

Pos	Nbr	Name	Car	Gap	Diff	Total time	Fastest	In
1	255	Peter Buholzer	75 V6 3.0	-- 11 laps --		33:14.985	2:59.078	5
2	252	Claudio Zali	75 V6 3.0	45.410	45.410	34:00.395	3:00.187	8
3	299	Herbert Bürgmayr	75 V6 3.0	46.056	0.646	34:01.041	2:58.377	4
4	262	Bernhard Heudorf	AR GTV6 2.5	-- 10 laps --		32:12.743	3:08.379	9
5	286	Loris Luraschi	75 V6 3.0	16.922	16.922	32:29.665	3:08.628	6

Class = 6

Pos	Nbr	Name	Car	Gap	Diff	Total time	Fastest	In
1	208	Angelo Scalia	Alfa Romeo 75 V6	-- 11 laps --		31:47.463	2:50.255	8
2	200	Marco Graf	Alfa Romeo 75 V6	20.729	20.729	32:08.192	2:51.466	6
3	253	Robert Brunner	AR 147 Cup	-- 10 laps --		31:49.365	2:55.766	6
4	100	Roger Mc Mahon	Fiat Punto	2:05.563	2:05.563	33:54.928	2:56.765	7

The classification distance (75% of 11 laps = 8 laps) was achieved
 The classification distance (75% of 11 laps = 8 laps) was achieved
 The classification distance (75% of 10 laps = 7 laps) was achieved
 The classification distance (75% of 11 laps = 8 laps) was achieved
 The classification distance (75% of 11 laps = 8 laps) was achieved

All participants are classified in class : M3000
 All participants are classified in class : MC
 All participants are classified in class : 3
 All participants are classified in class : 4
 All participants are classified in class : 6

Startnumber 46, 58, 152, 156, 253 - 30 seconds time penalty, not respecting track limits
 Startnumber 9 - Excluded from the result, drive through penalty not executed.



Fastest time : 2:48.015 in lap 7 by nbr. 19 : Ronny Sanen (156 GTA)

Timekeeping by : RSTime by TimeService.nl

Publication-time

Results and Laptimes : www.raceresults.nu

Time Printed :

Clerk of the Course Hans Schnock	Steward	Timekeeper  Harald Roelse	
Page 2 of 2	Results remain provisional pending technical examination and decisions from the stewards of the meeting		