

Youngtimer Trophy 2 - Qualifying 2

20 - 22 May 2011
Zolder - 4000 mtr.

Class = 24

Pos	Nbr	Name / Entrant	Car / City	Gap	Diff	Total time	Fastest	In
1	327	KARL-HEINZ WENIG	Porsche 3.0 RSR			18:16.726	1:50.858	7
2	328	DR. EDGAR ALTHOFF	Porsche Carrera RSR	12.008	12.008	18:28.734	1:45.293	8
3	317	EDGAR SALEWSKY	Porsche 911 RSR	-		16:58.112	1:46.968	5
4	320	STEFAN OBERDÖRSTER	Porsche 911	33.659	33.659	17:31.771	1:50.983	6
5	318	BERND LANGEWIESCHE CHRSN e.V.	Porsche Carrera RS	41.475	7.816	17:39.587	1:48.577	6
6	329	ULRICH SCHARF	Porsche 911 RSR	1:34.521	53.046	18:32.633	2:04.219	6
7	321	CHARLES VOGGENREITER Team Mittelmotor GmbH	Porsche 911 Carrera RSR	-		13:30.549	1:46.241	4
8	330	NOLTE-STIPLER	Ford GT40	4:19.663	4:19.663	17:50.212	1:42.435	1
9	322	ROOF-MAX	Porsche 911 Carrera RSR	-		8:42.613	1:57.412	2
10	316	MICHAEL SCHREY H&R Spezialfedern	Porsche 911 RSR	1:18.896	1:18.896	10:01.509	1:48.151	2

Class = 34

Pos	Nbr	Name / Entrant	Car / City	Gap	Diff	Total time	Fastest	In
1	189	HARALD HOLMIG	VW Scirocco	-		19:04.566	1:56.729	4
2	192	BJÖRN SOMMERBERG	VW Golf GTI	-		17:34.612	2:01.233	5
3	187	UWE HACKENBERG	VW Scirocco	1:18.179	1:18.179	18:52.791	1:55.877	6

Class = 35

Pos	Nbr	Name / Entrant	Car / City	Gap	Diff	Total time	Fastest	In
1	208	NIEDERHAUSEN-SOBISCH	Opel Kadett C Coupe	-		19:13.159	2:00.656	5
2	204	CHRISTOPH RENICKE	Opel Kadett C	-		15:33.307	2:00.343	4
3	211	STEFAN SCHOLZ	Opel Kadett C Coupe	1:19.326	1:19.326	16:52.633	1:52.548	6
4	3	FRANZ-JOSEF HEIDEN DMC e.V.	Ford Escort RS 2000	-		18:45.150	1:56.979	4

Class = 36


Pos	Nbr	Name / Entrant	Car / City	Gap	Diff	Total time	Fastest	In
1	225	PATRICK MORTIER	BMW 535	-		17:13.107	1:59.967	8
2	224	MARC LEDERLE	BMW 323i	1:14.019	1:14.019	18:27.126	1:56.859	6

Fastest time : 1:42.435 in lap 1 by nbr. 330 : Nolte-Stippler (Ford)

Publication-time

Timekeeping by : TimeService.nl

Results and Laptimes : www.raceresults.nu

Clerk of the course		Timekeeper	
	Time Printed :	Sanne van der Meer	
Page 1 of 3	Results remain provisional pending technical examination and decisions from the stewards of the meeting		

Youngtimer Trophy 2 - Qualifying 2

20 - 22 May 2011
Zolder - 4000 mtr.

3 223 UWE RATZ Alfa Romeo GTV 6 - 18:03.677 2:06.614 5

Class = 41

Pos	Nbr	Name / Entrant	Car / City	Gap	Diff	Total time	Fastest	In
1	335	VÖLKEL-JOHO	Porsche 924	-		17:13.872	2:13.692	4

Class = 42

Pos	Nbr	Name / Entrant	Car / City	Gap	Diff	Total time	Fastest	In
1	312	RALF HEISIG	Porsche 911 turbo	-		16:10.665	1:43.818	6
2	349	ANDREAS SCZEPANSKY	Porsche 911 SC	1:02.200	1:02.200	17:12.865	1:49.207	5
3	355	HECKENDORF-ZEIGER	Porsche 911 SC	-		17:44.058	2:08.961	4
4	353	DIETMAR SCHRÖDER	Porsche 911	-		17:18.997	1:51.306	6
6	341	ROBERT KEIL	Opel Ascona 400					0

Class = 44

Pos	Nbr	Name / Entrant	Car / City	Gap	Diff	Total time	Fastest	In
1	500	HENDRISCHKE-HENDRISCHKE	BMW 323i	-		6:36.514	1:57.494	1

Class = 48

Pos	Nbr	Name / Entrant	Car / City	Gap	Diff	Total time	Fastest	In
1	470	SCHNITTGER-POTT	BMW M3	-		17:14.238	1:58.502	4
2	403	POHL-POHL	BMW M3	-		17:30.199	2:00.122	2
3	402	WERNER-WERNER EMSC Bitburg e.V.	BMW M3	-		17:43.920		0
4	406	RAINER STOFFEL MSC Wahlscheid e.V.	BMW M3					0
5	407	FRIEDHELM TANG	BMW M3					0

Class = 53


Pos	Nbr	Name / Entrant	Car / City	Gap	Diff	Total time	Fastest	In
1	444	LöW-SASSEN RATH	BMW M 3	-		18:18.683	1:54.833	7
2	435	HEUBACH-GUTOWSKI	BMW 32i	8.848	8.848	18:27.531	1:53.990	7
3	6	RIEBETZ-RÖLLINGHOFF	BMW M3	20.846	11.998	18:39.529	1:54.421	6
4	448	SCHRÖDER-PECHTHEYDEN	BMW 325i	26.941	6.095	18:45.624	1:56.875	5

Fastest time : 1:42.435 in lap 1 by nbr. 330 : Nolte-Stippler (Ford)

Publication-time

Timekeeping by : TimeService.nl

Results and Laptimes : www.raceresults.nu

Clerk of the course		Timekeeper	
	Time Printed :	Sanne van der Meer	
Page 2 of 3	Results remain provisional pending technical examination and decisions from the stewards of the meeting		

Youngtimer Trophy 2 - Qualifying 2

20 - 22 May 2011
Zolder - 4000 mtr.

5	442	JOSEF KRINGS	Mercedes-Benz 190 E 2.3	31.566	4.625	18:50.249	1:53.481	8
6	441	FRIEDRICH HERKSTRÖTER	BMW 325i	36.045	4.479	18:54.728	1:56.633	8
7	455	CARL-LEONARD GLINZ	BMW M3	43.864	7.819	19:02.547	1:54.091	7
8	431	HARALD SCHILLING	BMW 325i	-		17:36.676	1:53.678	5
9	432	ELLIOTT-ALMSTROM	BMW M3	37.864	37.864	18:14.540	1:52.812	7
10	449	GÜNTHER BECHTLUFT	BMW 325i	43.642	5.778	18:20.318	1:55.352	5
11	447	SASSEN RATH-LÖW	BMW M 3	1:30.054	46.412	19:06.730	1:52.347	7
12	451	JOHANNES MUTSCH EMSC Bitburg e.V.	BMW M3	-		13:00.351	1:51.241	5
13	440	WOLFGANG HARTMANN	BMW M3	-		8:13.819	1:54.541	2

Class = 54


Pos	Nbr	Name / Entrant	Car / City	Gap	Diff	Total time	Fastest	In
1	466	GEORGES KUHN	Porsche 911 SC	-		17:48.176	1:55.101	8
2	458	SEYFFERT-ARNOLD	Alfa Romeo 75 V6	45.153	45.153	18:33.329	1:55.658	5
3	467	WIMMERS-BARTENBERG	Porsche 911 SC	-		17:07.724	2:01.194	1
4	468	ANDREAS SCHMIDT	Saab 900 turbo	33.094	33.094	17:40.818	2:08.054	3
5	459	SEBASTIAN HOLZ	Porsche 944 turbo	-		17:45.325	1:52.050	3
6	457	MICHAEL HEIDE	Porsche 911	8.996	8.996	17:54.321	2:03.355	6

Fastest time : 1:42.435 in lap 1 by nbr. 330 : Nolte-Stippler (Ford)

Publication-time

Timekeeping by : TimeService.nl

Results and Laptimes : www.raceresults.nu

Clerk of the course		Timekeeper	
	Time Printed :	Sanne van der Meer	
Page 3 of 3	Results remain provisional pending technical examination and decisions from the stewards of the meeting		