

REVISION 1
Result of Dunlop 24H Dubai - Race

12 - 15 January 2011
Dubai - 5390 mtr.

Class = A2 - Petrol - 1600 up to 1999 cc

Pos	Nbr	Name / Entrant	Car / City	Gap	Diff	Fastest Lapttime	In	Pit Stops	time in Pit
1	87	AUTO SPORT GP 2 Gilles Zaffini	Renault Clio Cup Mulot-Grifnee-Vericel	-- 511 laps --		2:24.476	389	20	1:34:29
2	35	Besaplast Racing Team 2 Herbert Lingmann	BMW Mini Cooper S Kovac-Tschornia-Mattes-Schumacher	-- 507 laps --		2:26.650	33	13	1:24:18
3	81	AUTO SPORT GP 1 Gilles Zaffini	Renault Clio Cup Buccella-Chifflet-Quilze-Reicher	-- 499 laps --		2:25.958	356	20	1:28:40
4	80	Team Premier Armin Schmid	Renault Clio Cup Waimer-Schnell-Schmid-Hotfiel	-- 482 laps --		2:24.918	164	16	2:29:05
5	86	James Knight James Knight	Lotus Elise S1 Sport 160 Knight-Storey-Savage-Phillips	-- 460 laps --		2:27.393	416	15	3:01:05
6	90	Team Sally Racing Kim Nielsen	Renault Clio 3 Sally-Obel-frydkjaer-Daluiso-Schrøder	-- 452 laps --		2:27.186	360	14	2:46:36
7	57	LAP57 Racing Team LAP57 Racing team	Honda Civic Al Owais-Ahmed Khan-Al Mehairi-Bin Hadher	-- 444 laps --		2:22.638	357	15	2:04:55
8	82	Jet Black Racing Anders Majgaard	Renault Clio III Majgaard-Borger-Träger-Bremer	-- 409 laps --		2:26.032	162	13	5:47:18
9	89	WRC Developments LTD James Kaye	Honda Integra DC5 Kaye-Nash-Brown-O'Keefe-Lemmer	-- 406 laps --		2:22.048	374	17	6:02:20
10	85	Springbox Corentine Quiniou	Renault Clio Cup Allemann-Foulard-Handi-Quiniou	-- 275 laps --		2:25.737	148	14	11:11:40

Class = A3T - Petrol Turbo - up to 2500 cc

Pos	Nbr	Name / Entrant	Car / City	Gap	Diff	Fastest Lapttime	In	Pit Stops	time in Pit
1	71	JR Motorsport Marco Poland	BMW E46 GTR van den Bos-van der Zweer-de Vries-Hilders-Poland	-- 543 laps --		2:13.503	8	16	1:33:45
2	60	SUNRED 1 Andrés Castillo Rivera	Seat Leon Super Copa Ibrán-Matejovsky-Orida-Rossi	-- 534 laps --		2:16.816	112	17	1:38:14
3	44	MSW Racing MSW	Seat Leon Super Copa Simmonds-Quaife-Ramdhanny-Hassan	-- 533 laps --		2:16.613	313	17	1:43:23
4	67	Racer Industries-Australia Ryan McLeod	Opel Astra VX-R McLeod-Camilleri-Holdsworth-Nicholas	-- 515 laps --		2:18.889	8	18	1:54:02
5	64	Strategic Transport 1 Welch	Seat Leon Super Copa Niall-Harvey-Niall-Callaghan	01.427	01.427	2:17.144	491	15	2:08:05
6	70	Zengö Motorsport Zengö Motorsport	Seat Leon Super Copa Horváth-Kismarty-Lechner-Kontra-Zengö-Gáspár	-- 502 laps --		2:18.003	327	14	2:35:15
7	62	Team Jordans.nl Henk Thijssen	Saker Sportscar GT TDI Krant-Thijssen-Verkoelen-Boender	-- 496 laps --		2:14.448	387	17	3:01:38
8	65	Strategic Transport 2 Welch	Seat Leon Super Copa Pilatti-Welch-Wade-John Piavanini	-- 460 laps --		2:17.397	260	19	4:04:57
9	63	Duel Racing Team 1 Dual Racing	Seat Cupra Moutran-Moutran-Moutran-Bin Rashid Al-Khalifa-Hall	-- 150 laps --		2:15.488	8	6	1:31:57
10	141	Nooren Autosport Team 1 Nooren Autosport	BMW 135D Zumbrink-Braams-Bleekemolen-Nooren	-- 58 laps --		2:15.905	41	12	8:28:36

Class = A4 - Petrol - 2000 up to 2999 cc


Pos	Nbr	Name / Entrant	Car / City	Gap	Diff	Fastest Lapttime	In	Pit Stops	time in Pit
1	53	Duwo Racing Jean Marie Dumont	BMW 130i Challenge Marie Dumont-Schmit-Schmit-Orel-Jones	-- 498 laps --		2:27.305	205	16	1:19:35
2	50	K&K Racing Valek Motorsport K&K Racing Team VACR	BMW 130i Kusin-Vallek-Lampel-Peskova	-- 490 laps --		2:22.681	333	21	2:30:18

Fastest time : 2:03.212 in lap 371 by nbr. 43 : Land Motorsport 2 (Porsche)

Publication-time

Timekeeping by : **TimeService.nl**

Results and Laptimes : www.raceresults.nu

Clerk of the course		Timekeeper	
Martin vd Pavert	Time Printed :	H.Roelse - Timeservice.nl	
Page 1 of 4	Results remain provisional pending technical examination and decisions from the stewards of the meeting		

REVISION 1

Result of Dunlop 24H Dubai - Race

12 - 15 January 2011
Dubai - 5390 mtr.

3	51	Brunswick Automotive Giles Groombridge	BMW 130i Groombridge-Keong Liam-Tan-Deutsch-Deutsch	-- 452 laps --	2:32.217	407	14	2:49:00
4	52	Kuepperracing Kuepperracing	BMW M3 Küpper-Crow-Miller-Alber	-- 333 laps --	2:22.978	205	16	8:45:11
5	55	Dolate Motorsport Dolate Motorsport	BMW E46 325i Unverhau-Hatscher-Petry-Baumert-Müller	-- 101 laps --	2:38.864	8	6	0:33:47

Class = A6 - Petrol - 3500 up to 4000 cc


Pos	Nbr	Name / Entrant	Car / City	Gap	Diff	Fastest Laptime	In	Pit Stops	time in Pit
1	76	Need for Speed Schubert 1 Need for Speed Team Schubert	BMW Z4 GT3 Farfus-Sandström-Milner-Hürtgen	-- 594 laps --		2:04.858	11	20	1:21:45
2	4	AF Corse SRL 1 Af Corse	Ferrari F430 GT2 Perazzini-Broniszewski-Case-Cioci	-- 591 laps --		2:06.250	519	16	1:13:54
3	7	Black Falcon #7 Black Falcon	Mercedes Benz SLS AMG GT3 Jäger-Heyer-Seyffarth-Paul Breslin	-- 590 laps --		2:03.680	477	20	1:30:44
4	18	tolimit arabia Tolimit Arabia	Porsche 911 GT3 R (997) Al Qubaisi-Maassen-Bleekemolen-Edwards	-- 583 laps --		2:04.074	501	18	1:45:51
5	77	Need for Speed Schubert 2 Need for Speed Team Schubert	BMW Z4 GT3 Dalla Lana-Said-Auberlen-Plumb	-- 579 laps --		2:03.637	444	24	1:51:15
6	26	Saudi Falcons by Lechner Racing Faisal Binladen	Porsche 997 Cup (2010) Binladen-Al Faisal-Faulkner-Vergers	-- 576 laps --		2:07.550	351	17	1:38:09
7	9	Heico Motorsport Heico Motorsport	Mercedes Benz SLS AMG GT3 Schneider-Bosi-David Arnold-Frankenhou-Wirth	50.019	50.019	2:03.907	243	20	2:06:37
8	21	Förch Racing Team 1 Förch Racing	Porsche 997 Cup (2010) Lukas-Bilinski-Wlazik-Miekos-Kornacki	-- 572 laps --		2:08.176	538	20	1:26:15
9	20	Car Collection 2 Autohandels GmbH Car Collection Motorsport	Porsche GT3 Cup S Schmersal-Tiger-Rösler-Schmid-Stursberg	-- 566 laps --		2:06.907	374	19	1:24:48
10	16	MRS Team PZ Aschaffenburg MRS Team PZ Aschaffenburg	Porsche GT3 997 R Oskan-Langhorne-Castellaci-Halliday	-- 550 laps --		2:04.358	488	19	2:37:26
11	6	AF Corse SRL 3 Af Corse	Ferrari F430 GT2 Talkanitsa sr-Talkanitsa jr-Garofano-Frezza	-- 531 laps --		2:05.444	316	17	2:44:20
12	8	Black Falcon #8 Black Falcon	Mercedes Benz SLS AMG GT3 Schall-Pappas-Curtis-Horn	-- 525 laps --		2:05.997	452	22	3:30:41
13	27	Muehlnr Motorsport Muehlnr Motorsport	Porsche Cup S J. Thomas-Moser-Thiry-Fumal-Vannelet	-- 484 laps --		2:06.512	345	21	4:47:28
14	83	Gulf Team First Gulf Team First	Lamborghini LP560 Giroix-Fatien-Goethe-Wainwright	-- 481 laps --		2:04.439	390	20	5:02:02
15	24	Team Rhino's Leipert rhino's Leipert Motorsport	Lamborghini Gallardo LP 560 GT3 Baumann-Tweraser-Charouz-Stovicek-Knoll	-- 477 laps --		2:04.200	316	22	5:14:35
16	99	Hermes Attempto Racing Hermes Attemto Racing	Porsche GT3 R Häring-Konstantinou-Heyrowsky-Armino-Aka	-- 472 laps --		2:04.747	287	19	2:42:40
17	43	Land Motorsport 2 Land Motorsport 2	Porsche GT3 R Tilke-Münnich-Lauck-Land	-- 407 laps --		2:03.212	371	22	2:13:21
18	17	LIQUI MOLY Team Engstler Liqui Moly Team Engstler	BMW Z4 GT3 Engstler-Poulsen-Spengler-Kraihamer	-- 401 laps --		2:05.356	204	16	1:56:18
19	14	FACH AUTO TECH #14 Fach Auto Tech	Porsche 997 GT3 R Klohs-Bader-Spautz-Gruber-Bruder	-- 400 laps --		2:07.010	228	12	2:30:49
20	12	FACH AUTO TECH #12 Fach Auto Tech	Porsche 997 GT3 R Lusser-Dolenc-Arnold-Gruber-Bruder	-- 351 laps --		2:06.874	301	9	1:26:16
21	1	De Lorenzi Racing 1 Gianluca de Lorenzi	Porsche 997 GT3 Cup S de Lorenzi-Borghetti-Paletto-Ragginger	-- 215 laps --		2:05.090	207	6	0:27:29
22	41	Land Motorsport 1 Land Motorsport	Porsche GT3 RSR Abresch-Werkman-van't Hoff-Pastorelli	-- 125 laps --		2:08.349	11	5	0:26:14

Fastest time : 2:03.212 in lap 371 by nbr. 43 : Land Motorsport 2 (Porsche)

Publication-time

Timekeeping by : TimeService.nl

Results and Laptimes : www.raceresults.nu

Clerk of the course		Timekeeper	
Martin vd Pavert	Time Printed :	H.Roelse - Timeservice.nl	
Page 2 of 4	Results remain provisional pending technical examination and decisions from the stewards of the meeting		

REVISION 1
Result of Dunlop 24H Dubai - Race

12 - 15 January 2011
Dubai - 5390 mtr.

23 15 Blancpain Reiter Lamborghini Gallardo LP560 GT3 -- 41 laps -- 2:03.579 10 2 0:05:09
 REITER Kox-Hayek-Pronk-Müller

Class = 997 - Porsche 997

Pos	Nbr	Name / Entrant	Car / City	Gap	Diff	Fastest Lapttime	In	Pit Stops	time in Pit
1	33	De Lorenzi Racing 2 Gianluca de Lorenzi	Porsche 997	-- 560 laps --		2:09.704	38	14	1:20:38
2	38	Autowelland.de/MW Sportive GmbH Matthias Weiland	Porsche 997 Cup	-- 554 laps --		2:10.439	526	13	1:37:37
3	34	Ulivieri Racing / Boutsen Energy BOUTSEN ENERGY RACING	Porsche 997 Cup	-- 531 laps --		2:14.695	373	19	1:32:47
4	31	Förch Racing Team 2 Förch Racing	Porsche 996 Cup	-- 453 laps --		2:15.228	415	20	4:29:55
5	39	Car Collection 1 Autohandels GmbH Car Collection Motorsport	Porsche 997 Cup	-- 288 laps --		2:12.938	260	11	0:54:39
6	66	Level Racing Olivier Muytjens	Porsche 997	-- 95 laps --		2:10.810	53	7	1:43:13
7	37	Besaplast Racing Team 1 Besaplast Racing Team	Porsche 997 Cup	-- 79 laps --		2:10.414	57	3	0:31:30
8	32	Jetalliance Racing Jetalliance Racing	Porsche 997 Cup				0	0	0:00:00

Class = D1 - Diesel - up to 1999 cc

Pos	Nbr	Name / Entrant	Car / City	Gap	Diff	Fastest Lapttime	In	Pit Stops	time in Pit
1	130	VW Racing Austria 1 VW Racing Austria	Volkswagen Golf TDi	-- 511 laps --		2:23.314	181	17	1:09:04
2	142	Jordans.nl - Red Camel 2 Ivo Breukers	SEAT LEON 2.0 TDI	-- 503 laps --		2:21.973	490	17	1:42:09
3	133	A2B Racing Paul Denby	BMW 120D	-- 433 laps --		2:34.983	382	17	3:20:02
4	131	VW Racing Austria 2 VW Racing Austria	Volkswagen Scirocco TDI	-- 432 laps --		2:27.059	281	19	4:18:51
5	135	Marcos Racing Int.1 Erik Westdijk	BMW 120D	-- 391 laps --		2:31.713	265	17	6:47:23
6	140	Nooren Autosport Team 2 Nooren Autosport	BMW 123D	-- 316 laps --		2:25.928	273	29	8:18:39
7	134	Marcos Racing Int.2 Cor Euser	BMW 120D	-- 173 laps --		2:30.129	131	9	0:29:08
8	132	RSR Motorsport Rattunde Eberhard	Volkswagen Golf V R-TDI	-- 154 laps --		2:27.885	38	6	16:47:16

Class = SP2 - GT3A - Special Cars (more then 4000cc and/or more then 6 cylinders)


Pos	Nbr	Name / Entrant	Car / City	Gap	Diff	Fastest Lapttime	In	Pit Stops	time in Pit
1	23	Bovi Motorsport Bovi Motorsport	Brokernet Silversting	-- 564 laps --		2:07.778	351	16	1:27:57
2	11	Gomez Competition 2 Gomez Competition	Gomez Competition GC10.2	-- 535 laps --		2:15.683	71	16	1:25:02
3	2	Gravity Racing International Gravity Racing International	Mosler MT 900 GT3	-- 526 laps --		2:04.757	305	25	3:18:29
4	10	Gomez Competition 1 Gomez Competition	Gomez Competition GC10.2	-- 519 laps --		2:15.029	8	18	2:13:12
5	22	Equipe Verschuur 1 Frans Verschuur	Renault Megane	-- 506 laps --		2:10.421	6	18	3:42:48

Fastest time : 2:03.212 in lap 371 by nbr. 43 : Land Motorsport 2 (Porsche)

Publication-time

Timekeeping by : **TimeService.nl**

Results and Laptimes : www.raceresults.nu

Clerk of the course		Timekeeper	
Martin vd Pavert	Time Printed :	H.Roelse - Timeservice.nl	
Page 3 of 4	Results remain provisional pending technical examination and decisions from the stewards of the meeting		

REVISION 1

Result of Dunlop 24H Dubai - Race

12 - 15 January 2011
 Dubai - 5390 mtr.

6	101	Gomez Competition 3 Gomez Competition	Gomez Competition GC10.2 Calmon-Pulinx-Salam-Salam	-- 495 laps --	2:16.463	442	23	2:49:43
7	102	Gmaxx Corvette Racing Ed Nicelife	Chevrolet Corvette Nicelife-Koll-Waszek-Klasen-Waszek	-- 432 laps --	2:11.114	405	13	7:57:38
8	28	GMG equipe verschuur 2 Frans Verschuur	Renault Megane Saviozzi-Escobar-Martinez-Renom-Terrien	-- 422 laps --	2:08.941	318	15	1:40:51
9	888	Jordans.nl - Red Camel 1 Ivo Breukers	Audi R8 Breukers-Nathan-de Heus-van Lagen	-- 391 laps --	2:13.587	252	14	7:25:39
10	100	VDS Racing Adventures Ecurie Azur	Ford Mustang van der Straten-Lémeret-Al Azhari-Kelders	-- 209 laps --	2:10.396	7	6	1:15:30
11	36	Besaplast Racing Team 3 Besaplast	BMW M3 E46 Kovac-Hardt-Asch-Schmickler-Haase	-- 37 laps --	2:07.938	31	5	2:07:39

Class = SP3 - GT4A - Special Cars (GT4 cars)

Pos	Nbr	Name / Entrant	Car / City	Gap	Diff	Fastest Laptime	In	Pit Stops	time in Pit
1	123	Valspar Donkervoort Denis Donkervoort	Donkervoort D8 GT de Bruijn-Donkervoort-Wintenberger	-- 551 laps --		2:15.820	9	14	1:07:44
2	116	HMR HMR	Aston Martin V8 Vantage Masaoood-Kane-Hancock-Kapadia	-- 544 laps --		2:12.000	417	21	1:49:39
3	120	NFS Racing 2 NFS Racing	Lotus Evora Mowlem-D'Aste-Mansell-Mansell-Giudici	-- 528 laps --		2:11.343	336	15	2:19:52
4	115	Aston Riviera Aston Riviera-switzerland	Aston Martin GT4 Cordoni-Hartop-Rocca-Calleri-Rayneri	-- 501 laps --		2:17.712	449	20	2:46:11
5	112	GT3 Racing LTD Craig Wilkins	Ginetta 650 Cup Wilkins-Dreelan-Ruhan-Scott-Smart	-- 492 laps --		2:16.960	238	20	2:35:13
6	110	Track Torque Nick Winthrope	Ginetta G50 Farmer-Perry-Pantone	-- 374 laps --		2:14.868	198	18	8:32:16
7	111	Birchwood Racing Ian Barrowman	Aston Martin V8 Vantage N24 Fisher-Griffiths-Whatley-Hassan-Salloum	-- 325 laps --		2:15.749	302	17	10:07:33
8	119	NFS Racing 1 NFS Racing	Lotus 2-Eleven Griffin-Barff-Gaillard-Grimm	-- 303 laps --		2:13.400	174	7	1:12:29
9	114	Guttruff Motorsport Gunter Becuers	GM Corvette C6 GT4 Guttruff-Bonk-Möntmann-Gaus-Thorsen	-- 248 laps --		2:24.612	210	16	3:04:47


Team 52 : 120 sec. penalty for not taking the time penalty (decision 184) - Team 71 : 40 sec. penalty for not taking the time penalty (decision 189)
 Team 140 : 30 sec. penalty for not taking the time penalty (decision 192) - Team 142 : 50 sec. penalty speeding in pitlane during Code-60

Fastest time : 2:03.212 in lap 371 by nbr. 43 : Land Motorsport 2 (Porsche)

Publication-time

Timekeeping by : TimeService.nl

Results and Laptimes : www.raceresults.nu

Clerk of the course		Timekeeper	
Martin vd Pavert	Time Printed :	H.Roelse - Timeservice.nl	
Page 4 of 4	Results remain provisional pending technical examination and decisions from the stewards of the meeting		