

Result of Eneco 24 Hours Cycling - 24H

28 - 29 August 2010
Fietsen - 4.000 Km

Pos	Nbr	Name / Team name	Class	PIC	Gap	Diff	Fastest Laptime	In	Pit Stops	Total time in Pit
1	1	Bollini cycling Team 1		1	-- 244 laps --		5:11.917	44	11	0:07:33
2	2	APK-Quality Litegear Team		2	-- 243 laps --	5:48.426	5:14.092	43	12	0:08:48
3	42	Wilms Cycling Team		3	-- 242 laps --	5:40.007	5:17.086	44	13	0:09:53
4	9	Borremans Cycling Zolder		4	0.040	0.040	5:15.121	82	12	0:08:01
5	4	B.T bongiorno cycling team		5	0.233	0.193	5:16.589	82	12	0:08:36
6	286	PaxX Global Cycling	5-8	1	0.958	0.725	5:15.925	44	11	0:07:57
7	270	Kriekel Cycling team 2	5-8	2	2.367	1.409	5:16.346	64	10	0:10:07
8	36	TTHZ Cycling Team 1		6	-- 241 laps --	5:44.488	5:18.881	82	9	0:06:51
9	516	Fintro 1	C	1	4.328	4.328	5:10.809	42	11	0:08:00
10	201	AAN TAFEL BIJ LUC BELLINGS 1	5-8	3	5.349	1.021	5:16.145	81	15	0:12:05
11	218	casual cycling team	5-8	4	-- 240 laps --	5:40.530	5:15.422	82	13	0:09:28
12	41	wielerclub extreme		7	0.577	0.577	5:21.601	10	11	0:07:08
13	257	hopduvels Asse	5-8	5	3.163	2.586	5:14.140	63	14	0:10:29
14	309	Team Ford Mondeo	5-8	6	4.920	1.757	5:18.855	39	8	0:06:29
15	207	Blauwe Reigers 1	5-8	7	-- 239 laps --	5:46.304	5:16.925	81	14	0:15:20
16	30	Team maaskant		8	-- 238 laps --	5:41.202	5:19.001	39	12	0:09:09
17	264	Jongen Keukens Cyclo I	5-8	8	4.498	4.498	5:19.557	10	16	0:12:38
18	525	quirynen energy farming	C	2	8.878	4.380	5:15.090	81	14	0:14:56
19	8	Bollini cycling team 2		9	12.691	3.813	5:15.869	63	12	0:09:39
20	501	Avery Dennison Tape Riders	C	3	-- 237 laps --	5:41.893	5:19.968	1	16	0:11:50
21	25	rsa cycling team		10	0.822	0.822	5:19.589	81	15	0:10:53
22	502	Belgacom 1	C	4	1.702	0.880	5:22.506	1	13	0:09:51
23	245	Eceb Cycling Team	5-8	9	-- 236 laps --	5:43.168	5:15.147	80	22	0:17:17
24	242	De Zolderse Bikers	5-8	10	6.068	6.068	5:18.061	1	12	0:09:33
25	529	Truckstop 26bis	C	5	6.202	0.134	5:20.012	39	11	0:09:30
26	293	ROLMA RAMA	5-8	11	4:00.639	3:54.437	5:16.917	40	18	1:22:47
27	299	Sterk Herk	5-8	12	-- 235 laps --	4:48.498	5:20.436	1	16	0:12:24
28	232	De middenmootjes	5-8	13	-- 234 laps --	4:13.390	5:23.136	1	17	0:14:17
29	514	EON Langerlo	C	6	2:07.486	2:07.486	5:20.203	38	16	0:12:31
30	294	Rotary Beringen	5-8	14	2:13.044	5.558	5:15.171	79	24	0:19:39
31	37	TTHZ Cycling Team 2		11	-- 233 laps --	4:15.637	5:23.050	1	7	0:06:13
32	6	Blauwtrappers		12	6.333	6.333	5:19.234	39	16	0:13:09
33	223	DE BRUG Cycling Team	5-8	15	12.233	5.900	5:27.001	18	19	0:14:52
34	318	Ugent	5-8	16	2:12.408	2:00.175	5:22.081	18	14	0:12:15
35	316	TTHZ Cycling Team 4	5-8	17	4:56.622	2:44.214	5:20.988	1	23	0:17:40
36	322	VDW CHAPE HEUSDEN	5-8	18	-- 232 laps --	1:14.061	5:22.030	78	18	0:14:10
37	282	No Balls No Glory 2	5-8	19	3:52.391	3:52.391	5:21.440	48	23	0:17:58
38	279	Naqi Belgium	5-8	20	4:56.697	1:04.306	5:22.479	40	18	0:16:35
39	269	Kriekel Cycling Team 1	5-8	21	4:57.164	0.467	5:18.967	1	16	0:12:26
40	324	Vlaamse Wielerschool Limburg	5-8	22	4:58.416	1.252	5:22.459	1	15	0:12:39
41	506	Bolckmans - BCM	C	7	-- 231 laps --	6:11.795	5:14.323	1	25	0:20:42
42	331	WTC-UMA	5-8	23	-- 230 laps --	1:08.968	5:22.039	47	23	0:18:40
43	32	Team Thunderbird		13	2:24.857	2:24.857	5:16.442	78	16	0:13:09
44	34	The Wheelsuckers		14	4:59.729	2:34.872	5:24.859	10	21	0:15:49
45	237	De Sok	5-8	24	-- 229 laps --	2:04.258	5:19.167	1	17	0:18:44
46	327	Ware Vrienden Hulshout	5-8	25	1:19.869	1:19.869	5:19.607	38	21	0:17:36

Clerk of the course

Timekeeper


H. Roelse - Timeservice.nl



Result of Eneco 24 Hours Cycling - 24H

28 - 29 August 2010
Fietsen - 4.000 Km


Pos	Nbr	Name / Team name	Class	PIC	Gap	Diff	Fastest Laptime	In	Pit Stops	Total time in Pit
47	301	Superior Bikers	5-8	26	1:23.785	3.916	5:21.745	18	22	0:18:52
48	287	PLATFORM der dorstige fietsers 1	5-8	27	-- 228 laps --	4:17.598	5:37.380	43	16	0:13:21
49	250	funbikers	5-8	28	0.639	0.639	5:18.531	1	12	0:11:29
50	202	AAN TAFEL BIJ LUC BELLINGS 2	5-8	29	1:24.252	1:23.613	5:24.889	67	20	0:17:31
51	285	PAUL GEERIS RACING TEAM	5-8	30	4:02.250	2:37.998	5:19.708	6	22	0:18:28
52	305	Team 4-bikes	5-8	31	-- 226 laps --	9:00.123	5:21.677	40	11	0:19:40
53	13	Cycling Team WIM		15	2:12.343	2:12.343	5:21.685	48	11	0:10:10
54	526	Radson	C	8	4:57.955	2:45.612	5:22.185	18	20	0:17:04
55	200	"G&A Motors" Cycling Team	5-8	32	-- 225 laps --	1:12.204	5:21.719	1	24	0:20:42
56	538	BMW Dynamics	C	9	21.186	21.186	5:34.675	83	23	0:18:49
57	252	Health City Hasselt	5-8	33	26.314	5.128	5:29.404	50	14	0:12:30
58	527	Ridley Team	C	10	1:51.040	1:24.726	5:21.409	1	23	0:21:24
59	329	WTC De Sprinters - Geel	5-8	34	-- 224 laps --	5:44.159	5:26.263	6	23	0:19:41
60	240	De uiteenlopers	5-8	35	0.544	0.544	5:15.123	76	17	0:15:04
61	251	GSK-projecten	5-8	36	2.564	2.020	5:26.847	6	23	0:21:19
62	3	Avo Cycling Team II		16	6.769	4.205	5:18.814	1	14	0:12:50
63	234	Roestvaste VÅ©lo's 1 by ArcelorMittal	5-8	37	20.434	13.665	5:19.006	10	11	0:10:25
64	208	Blauwe Reigers 2	5-8	38	2:10.848	1:50.414	5:21.854	73	14	0:13:15
65	265	Jongen Keukens Cyclo II	5-8	39	5:01.317	2:50.469	5:21.554	1	23	0:30:41
66	517	Fintro 2	C	11	-- 223 laps --	1:30.785	5:32.021	51	15	0:12:38
67	228	De Groote - Platteau	5-8	40	3:27.852	3:27.852	5:20.863	61	18	0:19:53
68	534	Kriekel Cycling Team 4	W	1	4:02.437	34.585	5:22.443	1	21	0:19:10
69	507	Corthout Beton BVBA	C	12	4:38.934	36.497	5:22.803	10	15	0:12:54
70	334	Ziekenhuis Oost Limburg Team 1	5-8	41	4:41.296	2.362	5:22.531	1	23	0:23:49
71	221	COMPU-TECH	5-8	42	-- 222 laps --	1:11.599	5:23.539	10	20	0:17:47
72	246	Ermis Racing Team	5-8	43	2.452	2.452	5:23.143	1	14	0:12:34
73	249	Forzabikers	5-8	44	6.844	4.392	5:22.359	1	23	0:21:18
74	332	WTT2000	5-8	45	1:09.039	1:02.195	5:21.803	1	28	0:28:56
75	220	clavavod	5-8	46	-- 221 laps --	9:32.398	5:25.409	1	20	0:17:14
76	214	Bovema cycling team	5-8	47	1:03.663	1:03.663	5:36.716	36	21	0:18:26
77	280	NedCoat	5-8	48	-- 220 laps --	2:38.411	5:19.236	36	23	0:21:30
78	321	VBT Machelen	5-8	49	3:33.455	3:33.455	5:24.349	1	22	0:24:01
79	258	Imtech Alken Team 1	5-8	50	3:37.570	4.115	5:30.677	6	20	0:17:42
80	231	de mannen van haspengouw	5-8	51	-- 219 laps --	1:17.618	5:25.100	6	19	0:17:21
81	230	De Kroem Foerce	5-8	52	29.426	29.426	5:21.380	1	27	0:24:39
82	303	t Benneke	5-8	53	3:41.487	3:12.061	5:29.377	1	24	0:31:11
83	295	Sierschouwen DB team	5-8	54	7:45.472	4:03.985	5:18.198	75	16	0:16:26
84	308	Team Ford Galaxy	5-8	55	-- 218 laps --	1:24.492	5:36.085	1	14	0:14:35
85	272	KuiteBijtersClub	5-8	56	1:04.852	1:04.852	5:25.972	10	23	0:21:57
86	325	vzw Jessa Ziekenhuis 1	5-8	57	1:11.965	7.113	5:24.058	1	26	0:24:00
87	222	Daltons-Velpons	5-8	58	-- 217 laps --	6:11.682	5:20.744	59	28	0:25:21
88	503	Belgacom 2	C	13	15.197	15.197	5:23.895	16	14	0:14:23
89	271	Kriekel Cycling Team 3	5-8	59	2:11.740	1:56.543	5:19.211	76	20	0:18:29
90	509	Dexia West Limburg	C	14	2:13.831	2.091	5:27.073	70	23	0:20:41
91	326	vzw Jessa Ziekenhuis 2	5-8	60	2:47.639	33.808	5:22.060	47	25	0:37:39
92	277	Mwajen30	5-8	61	3:22.576	34.937	5:34.355	54	25	1:17:43

Clerk of the course		Timekeeper	
		H. Roelse - Timeservice.nl	
Page 2 of 6			

Result of Eneco 24 Hours Cycling - 24H

28 - 29 August 2010
Fietsen - 4.000 Km


Pos	Nbr	Name / Team name	Class	PIC	Gap	Diff	Fastest Laptime	In	Pit Stops	Total time in Pit
93	261	Inter Access	5-8	62	3:46.987	24.411	5:20.882	1	22	0:20:42
94	211	Bolls Boyce	5-8	63	3:53.433	6.446	5:30.756	29	23	1:35:42
95	289	Q-Ten Team PWS-Eijssen	5-8	64	3:55.777	2.344	5:32.433	76	18	0:16:53
96	28	TEAM BALANS BIKEWEAR		17	4:12.255	16.478	5:24.859	1	19	0:25:34
97	330	WTC Free Bikers	5-8	65	5:00.858	48.603	5:24.639	16	28	0:26:02
98	320	Unizopassage 2	5-8	66	-- 216 laps --	1:16.436	5:38.843	17	17	0:18:21
99	31	Team Saks		18	3:13.404	3:13.404	5:34.980	6	15	0:13:50
100	204	Ado-icarus	5-8	67	4:55.873	1:42.469	5:21.555	1	20	0:49:27
101	522	Ontex Eeklo	C	15	4:56.479	0.606	5:33.682	79	20	0:19:53
102	531	Di Angeli Ladies	W	2	4:59.519	3.040	5:39.514	30	14	0:13:38
103	247	Ernst & Young	5-8	68	-- 215 laps --	1:16.952	5:20.915	37	13	0:20:00
104	291	Re-ys mixed up cycling team	5-8	69	2:12.445	2:12.445	5:19.498	1	27	0:24:54
105	307	Team Bowl Overpoort - Just Fit	5-8	70	3:53.471	1:41.026	5:29.940	30	19	0:19:59
106	323	VERONA RAMEN	5-8	71	4:57.774	1:04.303	5:27.832	6	17	0:16:20
107	315	The Iron ArcelorMittals	5-8	72	-- 214 laps --	1:27.148	5:32.001	39	16	0:15:53
108	26	SensaTeam - Soria		19	1:11.831	1:11.831	5:27.126	70	11	0:11:21
109	335	Ziekenhuis Oost Limburg Team 2	5-8	73	1:56.307	44.476	5:22.069	1	29	0:52:55
110	10	Borremans Zolder 2		20	-- 213 laps --		5:15.167	78	17	0:45:27
111	530	Vrolijk Meefietsende Watertrappers	C	16	1:23:09.064		5:22.143	1	23	1:21:16
112	312	test team avanti	5-8	74	1:24:14.792	1:05.728	5:45.555	36	11	0:10:10
113	267	Karteria cycling	5-8	75	-- 212 laps --	1:24.230	5:30.469	47	23	0:21:52
114	523	PROV team 1	C	17	49.102	49.102	5:26.790	66	15	0:16:27
115	513	Eneco & Friends Team 2	C	18	3:12.137	2:23.035	5:42.328	60	33	1:07:09
116	254	hernie cycling team	5-8	76	3:36.290	24.153	5:33.488	80	24	1:20:00
117	213	Boston Scientific 1	5-8	77	-- 211 laps --	5:54.654	5:44.746	9	24	1:22:05
118	255	Het AJK Sportaantje	5-8	78	0.374	0.374	5:25.672	10	23	0:21:46
119	268	Koersekieters	5-8	79	32.230	31.856	5:25.225	1	28	1:09:00
120	38	TTHZ Cycling Team 3		21	-- 210 laps --	6:25.641	5:34.088	1	17	0:19:03
121	310	Team toerke doen	5-8	80	-- 209 laps --	2:49.347	5:46.488	14	24	0:20:53
122	260	Imtech Temse	5-8	81	4:46.322	4:46.322	5:36.746	1	11	0:14:40
123	253	HealthCity & co	5-8	82	4:53.432	7.110	5:32.137	1	23	0:20:56
124	236	De SFZ Flandriens	5-8	83	-- 208 laps --	3:38.292	5:32.083	60	23	0:24:48
125	283	no-end forty-four	5-8	84	10.771	10.771	5:22.469	57	24	0:34:19
126	518	Luyten Cycling Team	C	19	2:02.580	1:51.809	5:15.817	71	22	0:21:20
127	510	DRUKKERIJ MODERNA	C	20	2:03.297	0.717	5:23.857	1	23	0:22:40
128	540	GSV Toekomst	C	21	5:55.699	3:52.402	5:27.835	17	13	0:19:08
129	292	ride for fun	5-8	85	6:21.186	25.487	5:34.388	78	23	0:20:52
130	273	La pedale joyeuse	5-8	86	-- 207 laps --	2:57.099	5:48.967	40	26	0:24:52
131	203	ADIDAK	5-8	87	1:13.509	1:13.509	5:44.425	48	23	1:28:32
132	263	Janssen Cycling Team	5-8	88	-- 206 laps --	5:10.813	5:21.410	1	12	3:02:34
133	215	Brandweer 1	5-8	89	6:35.227	6:35.227	5:37.538	34	19	0:19:39
134	524	PROV team 2	C	22	-- 205 laps --	1:49.903	5:33.062	71	14	0:24:35
135	12	crazy turtle		22	2:21.227	2:21.227	5:44.569	62	24	0:24:41
136	311	Terumo. We keep our bikes flowing	5-8	90	3:58.299	1:37.072	5:28.909	67	32	0:33:06
137	7	3 action		23	-- 204 laps --	1:30.444	5:41.012	28	15	0:23:10
138	297	Sportarmee	5-8	91	25.524	25.524	5:40.923	84	28	0:26:57

Clerk of the course		Timekeeper	
		H. Roelse - Timeservice.nl	
Page 3 of 6			

Result of Eneco 24 Hours Cycling - 24H

28 - 29 August 2010
Fietsen - 4.000 Km


Pos	Nbr	Name / Team name	Class	PIC	Gap	Diff	Fastest Laptime	In	Pit Stops	Total time in Pit
139	406	DICK CRISPYN	S	1	6:03.587	5:38.063	5:37.218	61	4	0:51:42
140	229	De Klimburgers	5-8	92	-- 203 laps --	1:21.814	5:22.098	42	19	0:18:56
141	241	De waterdragers	5-8	93	1:50.310	1:50.310	5:36.086	1	30	0:36:29
142	248	Family Affaire	5-8	94	2:56.094	1:05.784	5:49.042	9	16	0:16:53
143	505	BiogenIdec	C	23	3:29.227	33.133	5:21.730	10	24	0:58:38
144	281	No balls , no glory 1	5-8	95	6:03.409	2:34.182	5:47.858	34	20	0:20:25
145	500	"Sunweb.be, boek alleen je reis!"	C	24	6:13.236	9.827	5:59.715	56	25	0:26:55
146	239	De Trappistiers	5-8	96	-- 201 laps --	8:36.814	5:28.194	15	25	0:27:13
147	11	Continental Team Casual		24	3:00.078	3:00.078	5:51.356	57	11	0:10:50
148	519	Moore Stephens Verschelden 1	C	25	3:06.411	6.333	5:39.097	58	23	1:30:53
149	288	Q-Ten Tc-Heusden Team 2	5-8	97	4:11.537	1:05.126	5:48.057	9	23	0:25:40
150	256	het ronde vierkant	5-8	98	6:15.299	2:03.762	5:44.647	53	41	0:40:51
151	520	Moore Stephens Verschelden 2	C	26	-- 200 laps --	2:08.956	5:20.663	1	23	0:23:55
152	35	Tsjiek Tsjak Voln Bak!		25	6.163	6.163	5:34.930	1	28	0:26:08
153	539	BMW Efficient	C	27	1:03.715	57.552	5:58.466	74	23	0:22:31
154	243	Domo Cycling Team	5-8	99	2:04.423	1:00.708	5:35.128	46	17	0:18:38
155	515	Fermette Team	C	28	2:04.545	0.122	5:25.970	1	44	0:44:35
156	235	Roestvaste VÅ©lo's 2 by ArcelorMittal	5-8	100	2:49.422	44.877	5:33.194	68	11	0:10:32
157	300	studio sport	5-8	101	-- 199 laps --	7:43.034	5:49.932	56	19	1:01:35
158	317	UC Sporta Kortenber	5-8	102	1:11.179	1:11.179	5:51.413	57	23	0:26:23
159	259	Imtech Alken Team 2	5-8	103	-- 198 laps --	5:21.543	5:33.198	1	18	0:34:32
160	40	Verzekeringen Joris De Beule		26	-- 197 laps --	3:16.287	5:53.657	1	15	0:17:13
161	304	t Durrep	5-8	104	1:45.378	1:45.378	5:46.569	53	18	0:18:20
162	333	X-Team	5-8	105	3:27.475	1:42.097	5:39.295	74	22	0:22:45
163	290	Quick Stop	5-8	106	3:38.123	10.648	5:52.476	36	23	0:26:24
164	227	De Goegeburenbikers	5-8	107	-- 196 laps --	6:27.592	5:36.194	1	23	0:24:28
165	43	ZVC Deportivo		27	2:33.561	2:33.561	5:44.481	1	26	0:24:05
166	225	De doortrappers	5-8	108	-- 195 laps --	1:10.713	5:48.081	35	18	0:21:14
167	508	Coudere	C	29	2:01.734	2:01.734	5:15.950	66	40	0:40:43
168	314	THE HAPPY TEAM	5-8	109	3:47.196	1:45.462	5:40.294	68	25	0:26:05
169	226	De Funbikers	5-8	110	4:58.119	1:10.923	5:30.301	1	27	0:27:10
170	219	CZ Stoempers	5-8	111	6:11.722	1:13.603	5:33.292	31	23	0:23:45
171	39	Vaheja		28	-- 194 laps --	59.632	5:22.294	1	21	0:24:00
172	21	Ivustho Team		29	4:09.930	4:09.930	5:24.720	58	16	0:17:22
173	504	Belgacom 3	C	30	-- 193 laps --	2:49.688	5:44.285	193	15	0:17:45
174	401	Bert Thoonen	S	2	4:05.698	4:05.698	5:27.228	17	4	1:19:49
175	216	Brandweer 2	5-8	112	5:58.719	1:53.021	5:43.760	58	17	0:16:59
176	18	de woestijnridders.nl		30	-- 192 laps --	3:14.862	5:22.217	1	20	0:45:55
177	511	Elvea Polpa Team	C	31	3:24.955	3:24.955	5:28.897	1	30	1:33:53
178	278	Nachtduvels	5-8	113	-- 191 laps --	6:01.379	5:33.942	45	20	0:24:07
179	306	Team 601	5-8	114	1:30.294	1:30.294	5:27.984	1	23	0:58:04
180	238	De Tcha Tcha Tcha's	5-8	115	2:10.969	40.675	6:00.057	1	27	0:29:32
181	302	Surplace	5-8	116	2:12.889	1.920	5:47.549	1	19	0:21:19
182	274	LBT Sport	5-8	117	-- 190 laps --	3:37.564	6:06.600	13	16	0:19:09
183	430	ronny	S	3	3:00.118	3:00.118	5:27.506	17	2	2:10:49
184	233	de platte tuben	5-8	118	6:06.978	3:06.860	5:59.504	75	23	0:30:22

Clerk of the course		Timekeeper	
		H. Roelse - Timeservice.nl	
Page 4 of 6			

Result of Eneco 24 Hours Cycling - 24H

28 - 29 August 2010
Fietsen - 4.000 Km


Pos	Nbr	Name / Team name	Class	PIC	Gap	Diff	Fastest Laptime	In	Pit Stops	Total time in Pit
185	205	All Electric	5-8	119	-- 189 laps --	1:10.196	5:51.473	57	23	0:24:07
186	429	René van der Velden	S	4	2:49.925	2:49.925	5:26.857	17	2	2:17:20
187	537	velo chicas	W	3	2:57.582	7.657	5:18.248	64	23	1:16:46
188	212	Borremans Test Team	5-8	120	-- 188 laps --		5:18.279	35	20	0:42:21
189	512	Eneco & Friends Team 1	C	32	1:25:45.668		5:57.015	151	33	0:34:08
190	328	Westhovens Cycling Team	5-8	121	-- 186 laps --	1:48.355	5:55.533	9	15	0:19:48
191	427	prisma sport solo 1	S	5	10:03.507	10:03.507	5:47.499	15	4	5:16:09
192	276	Le Mas Zonhoven	5-8	122	-- 185 laps --		5:20.085	1	20	2:52:41
193	244	Easybikers	5-8	123	41:19.341	41:19.341	6:16.877	8	18	0:19:49
194	528	ThomasCookAirlines Cycling Team	C	33	-- 184 laps --	4:23.823	5:54.595	51	30	0:33:09
195	19	Het Verzet		31	-- 183 laps --	13:49.608	5:45.448	22	7	0:08:20
196	313	The Climbing Vagabonds	5-8	124	-- 182 laps --	7:38.760	5:33.948	1	23	0:25:20
197	266	Kadijktrappers	5-8	125	-- 181 laps --	55.198	6:15.502	25	18	0:20:30
198	535	Renladiesbike	W	4	6:16.945	6:16.945	6:17.336	1	16	0:17:38
199	405	De Eenzame Fietser	S	6	7:16.494	59.549	6:05.496	18	4	1:16:06
200	425	Meynen Benny	S	7	-- 180 laps --	4:00.355	5:22.955	1	6	6:01:57
201	532	JOAN	W	5	-- 177 laps --	22:19.976	6:38.091	50	15	0:16:14
202	15	De Fassa's		32	-- 176 laps --	8:27.490	6:15.295	26	20	0:23:17
203	422	Lanicad Solo	S	8	-- 173 laps --	25:25.706	5:24.703	1	5	0:07:02
204	14	de bollekes ploeg		33	-- 172 laps --	9:55.731	5:56.357	166	11	0:15:16
205	16	De ridders van het ronde vat		34	-- 170 laps --	15:27.714	5:58.752	1	20	0:55:20
206	17	De Studenten		35	-- 169 laps --		5:53.914	70	12	0:50:25
207	27	Sons Of The Desert		36	2:27:32.302		6:04.766	1	16	0:21:48
208	428	raf lenders	S	9	-- 165 laps --	33:06.800	5:46.331	9	6	5:47:57
209	206	Avo cycling team I	5-8	126	1:29.561	1:29.561	6:34.015	1	20	0:24:50
210	402	Christophe Guillaume	S	10	-- 164 laps --		5:30.806	1	3	1:10:30
211	536	The Climbing Ladies	W	6	-- 163 laps --		6:59.701	35	25	0:38:04
212	533	Joven ladies team	W	7	4:03.642	4:03.642	6:39.296	18	20	0:23:36
213	409	Forza Flandria	S	11	-- 160 laps --	24:28.872	6:13.896	37	1	1:25:31
214	403	chronia polla	S	12	-- 157 laps --	36:19.818	5:57.878	1	0	0:00:00
215	415	Jeanke	S	13	-- 152 laps --		6:07.024	8	5	3:14:28
216	404	ciclissimo	S	14	-- 143 laps --		5:34.452	1	4	2:49:34
217	33	The Cyclomaniacs		37	-- 141 laps --		5:53.975	18	8	0:20:45
218	296	Special Need Kids	5-8	127	-- 140 laps --		6:21.302	8	16	4:45:24
219	413	Gigabike	S	15	-- 138 laps --	13:29.236	6:16.885	8	11	6:15:23
220	431	SBR Temse	S	16	3.328	3.328	6:09.029	8	10	5:47:06
221	432	Team Wollie	S	17	2:24.169	2:20.841	6:09.035	8	6	7:02:16
222	319	Unizopassage 1	5-8	128	-- 135 laps --		5:30.360	81	10	0:12:04
223	421	Kriekel Cycling Solo 2	S	18	-- 132 laps --		6:15.270	1	8	6:01:25
224	417	johny v.	S	19	-- 130 laps --	47:27.624	6:20.688	8	11	4:54:20
225	411	Geert Paulussen	S	20	-- 125 laps --		6:40.604	14	8	4:23:09
226	418	joven	S	21	-- 124 laps --		5:38.145	64	5	9:56:24
227	420	Kriekel Cycling Solo 1	S	22	-- 123 laps --		5:58.480	8	9	7:52:17
228	20	istnoglange?		38	-- 122 laps --		5:47.341	9	9	0:10:33
229	424	Luc Convens	S	23	-- 115 laps --		6:10.246	8	6	9:03:07
230	224	de crossers	5-8	129	-- 113 laps --		5:22.476	1	9	0:06:37

Clerk of the course		Timekeeper	
		H. Roelse - Timeservice.nl	
Page 5 of 6			

Result of Eneco 24 Hours Cycling - 24H

28 - 29 August 2010
Fietsen - 4.000 Km

Pos	Nbr	Name / Team name	Class	PIC	Gap	Diff	Fastest Laptime	In	Pit Stops	Total time in Pit
231	436	vanoirbeek michel	S	24	2:31:06.532		6:19.126	8	4	9:32:10
232	24	Les Balouches 2		39	-- 111 laps --	14:47.917	5:25.038	1	12	0:16:07
233	275	L-Door Cycling Team	5-8	130	-- 109 laps --		6:09.685	1	17	0:27:00
234	434	thomas juergens	S	25	-- 107 laps --		6:23.653	8	14	8:25:57
235	407	flandria bicycle team solo	S	26	-- 105 laps --		5:21.632	10	1	1:14:54
236	435	Tom de Fietsbom	S	27	-- 103 laps --		5:19.938	18	3	14:04:36
237	410	GALIBIERGUYKE	S	28	-- 101 laps --		6:19.481	8	4	6:26:57
238	29	Team Invictus		40	-- 99 laps --		5:21.419	1	5	0:04:37
239	400	Ale Jet	S	29	-- 92 laps --	24:44.382	5:45.986	9	4	0:13:05
240	416	Johan Polus	S	30	3:55:29.566		6:19.118	8	6	3:30:49
241	437	Vlemo	S	31	4:06:27.064	10:57.498	6:21.638	8	6	13:10:17
242	439	Dewilde Kim	S	32	-- 91 laps --	6:08.760	6:02.956	8	3	12:56:37
243	541	Orthomed	C	34	-- 79 laps --		7:29.406	12	8	12:06:18
244	22	Jongen Keukens Profi		41	-- 78 laps --	13:31.220	5:36.906	1	8	16:23:06
245	426	MF cycling Team	S	33	-- 68 laps --		5:38.486	9	2	0:40:22
246	419	Koen 003	S	34	-- 55 laps --		5:47.002	9	3	0:08:29
247	423	le linus	S	35	-- 43 laps --		7:11.535	4	5	10:08:31
248	433	Team www.JeroenvanKeulen.nl	S	36	-- 41 laps --		5:50.170	9	3	0:49:28
249	412	Geta Racing Team	S	37	-- 34 laps --		7:37.602	2	2	3:06:09
250	23	Les Balouches 1		42	-- 13 laps --		7:37.559	2	1	0:00:00

Clerk of the course		Timekeeper	
		H. Roelse - Timeservice.nl	
Page 6 of 6			