


## Intermediate result Eneco 24 Hours Cycling - 24H

Race-time = 0:40:13

28 - 29 August 2010  
Fietsen - 4.000 Km


Pos	Nbr	Name / Team name	Class	PIC	Gap	Diff	Fastest Laptime	In	Pit Stops	Total time in Pit
1	285	PAUL GEERIS RACING TEAM	5-8	1	-- 6 laps --		5:19.708	6	0	0:00:00
2	264	Jongen Keukens Cyclo I	5-8	2	1.809	1.809	5:19.619	6	0	0:00:00
3	293	ROLMA RAMA	5-8	3	2.412	0.603	5:20.578	1	0	0:00:00
4	516	Fintro 1	C	1	4.393	1.981	5:21.098	6	0	0:00:00
5	529	Truckstop 26bis	C	2	4.634	0.241	5:21.690	6	0	0:00:00
6	286	PaxX Global Cycling	5-8	4	4.840	0.206	5:20.723	6	0	0:00:00
7	9	Borremans Cycling Zolder	2-4	1	5.052	0.212	5:22.194	6	0	0:00:00
8	8	Bollini cycling team 2	2-4	2	5.294	0.242	5:22.184	6	0	0:00:00
9	201	AAN TAFEL BIJ LUC BELLINGS 1	5-8	5	5.502	0.208	5:22.369	6	1	0:00:42
10	41	wielierclub extreme	2-4	3	5.710	0.208	5:22.429	6	0	0:00:00
11	301	Superior Bikers	5-8	6	5.902	0.192	5:22.533	6	0	0:00:00
12	1	Bollini cycling Team 1	2-4	4	5.937	0.035	5:18.542	1	0	0:00:00
13	4	B.T bongiorno cycling team	2-4	5	5.973	0.036	5:23.261	6	0	0:00:00
14	2	APK-Quality Litegear Team	2-4	6	6.100	0.127	5:18.721	1	0	0:00:00
15	234	Roestvaste VÅ©lo's 1 by ArcelorMittal	5-8	7	6.288	0.188	5:22.310	6	0	0:00:00
16	501	Avery Dennison Tape Riders	C	3	6.369	0.081	5:19.968	1	0	0:00:00
17	232	De middenmootjes	5-8	8	6.573	0.204	5:23.136	1	0	0:00:00
18	525	quirynen energy farming	C	4	7.146	0.573	5:18.607	1	0	0:00:00
19	42	Wilms Cycling Team	2-4	7	7.408	0.262	5:21.985	1	0	0:00:00
20	30	Team maaskant	2-4	8	7.539	0.131	5:24.650	6	0	0:00:00
21	250	funbikers	5-8	9	7.562	0.023	5:18.531	1	0	0:00:00
22	283	no-end forty-four	5-8	10	7.667	0.105	5:23.030	1	0	0:00:00
23	309	Team Ford Mondeo	5-8	11	7.765	0.098	5:19.739	1	0	0:00:00
24	263	Janssen Cycling Team	5-8	12	7.864	0.099	5:21.410	1	0	0:00:00
25	34	The Wheelsuckers	2-4	9	7.911	0.047	5:24.967	6	0	0:00:00
26	316	TTHZ Cycling Team 4	5-8	13	7.955	0.044	5:20.988	1	0	0:00:00
27	507	Corthout Beton BVBA	C	5	8.093	0.138	5:24.502	6	0	0:00:00
28	25	rsa cycling team	2-4	10	8.145	0.052	5:20.313	1	0	0:00:00
29	36	TTHZ Cycling Team 1	2-4	11	8.326	0.181	5:21.869	1	0	0:00:00
30	242	De Zolderse Bikers	5-8	14	8.523	0.197	5:18.061	1	0	0:00:00
31	295	Sierschouwen DB team	5-8	15	8.570	0.047	5:20.267	1	0	0:00:00
32	218	casual cycling team	5-8	16	8.617	0.047	5:25.508	6	0	0:00:00
33	282	No Balls No Glory 2	5-8	17	8.797	0.180	5:24.966	5	0	0:00:00
34	10	Borremans Zolder 2	2-4	12	8.869	0.072	5:25.660	6	0	0:00:00
35	506	Bolckmans - BCM	C	6	8.984	0.115	5:14.323	1	0	0:00:00
36	231	de mannen van haspengouw	5-8	18	9.291	0.307	5:25.100	6	0	0:00:00
37	502	Belgacom 1	C	7	9.446	0.155	5:22.506	1	0	0:00:00
38	221	COMPU-TECH	5-8	19	9.559	0.113	5:26.134	6	0	0:00:00
39	3	Avo Cycling Team II	2-4	13	9.681	0.122	5:18.814	1	0	0:00:00
40	270	Kriekel Cycling team 2	5-8	20	9.708	0.027	5:19.776	1	0	0:00:00
41	299	Sterk Herk	5-8	21	9.804	0.096	5:20.436	1	0	0:00:00
42	245	Eceb Cycling Team	5-8	22	9.861	0.057	5:19.497	1	0	0:00:00
43	207	Blauwe Reigers 1	5-8	23	9.930	0.069	5:22.772	1	0	0:00:00
44	329	WTC De Sprinters - Geel	5-8	24	10.047	0.117	5:26.263	6	0	0:00:00
45	200	"G&A Motors" Cycling Team	5-8	25	10.515	0.468	5:21.719	1	0	0:00:00
46	251	GSK-projecten	5-8	26	10.684	0.169	5:26.847	6	0	0:00:00

Clerk of the course		Timekeeper	
		H. Roelse - Timeservice.nl	
Page 1 of 6			

**Intermediate result Eneco 24 Hours Cycling - 24H**  
**Race-time = 0:40:13**

**28 - 29 August 2010**  
**Fietsen - 4.000 Km**


Pos	Nbr	Name / Team name	Class	PIC	Gap	Diff	Fastest Laptime	In	Pit Stops	Total time in Pit
47	222	Daltons-Velpons	5-8	27	10.868	0.184	5:27.070	6	0	0:00:00
48	291	Re-ys mixed up cycling team	5-8	28	10.896	0.028	5:19.498	1	0	0:00:00
49	224	de crossers	5-8	29	11.076	0.180	5:22.476	1	0	0:00:00
50	276	Le Mas Zonhoven	5-8	30	11.093	0.017	5:20.085	1	0	0:00:00
51	246	Ermis Racing Team	5-8	31	11.272	0.179	5:23.143	1	0	0:00:00
52	255	Het AJK Sportaantje	5-8	32	11.431	0.159	5:27.192	6	0	0:00:00
53	323	VERONA RAMEN	5-8	33	11.450	0.019	5:27.832	6	0	0:00:00
54	520	Moore Stephens Verschelden 2	C	8	11.530	0.080	5:20.663	1	0	0:00:00
55	29	Team Invictus	2-4	14	11.650	0.120	5:21.419	1	0	0:00:00
56	335	Ziekenhuis Oost Limburg Team 2	5-8	34	12.167	0.517	5:22.069	1	0	0:00:00
57	425	Meynen Benny	S	1	12.320	0.153	5:22.955	1	0	0:00:00
58	332	WTT2000	5-8	35	12.516	0.196	5:21.803	1	0	0:00:00
59	32	Team Thunderbird	2-4	15	12.641	0.125	5:19.986	1	0	0:00:00
60	249	Forzabikers	5-8	36	12.820	0.179	5:22.359	1	0	0:00:00
61	514	EON Langerlo	C	9	13.423	0.603	5:25.223	1	0	0:00:00
62	407	flandria bicycle team solo	S	2	13.596	0.173	5:22.320	1	0	0:00:00
63	271	Kriekel Cycling Team 3	5-8	37	13.906	0.310	5:24.131	1	0	0:00:00
64	6	Blauwtrappers	2-4	16	14.110	0.204	5:25.710	1	0	0:00:00
65	230	De Kroem Foerce	5-8	38	14.183	0.073	5:21.380	1	0	0:00:00
66	327	Ware Vrienden Hulshout	5-8	39	14.231	0.048	5:30.672	6	0	0:00:00
67	269	Kriekel Cycling Team 1	5-8	40	14.428	0.197	5:18.967	1	0	0:00:00
68	202	AAN TAFEL BIJ LUC BELLINGS 2	5-8	41	14.636	0.208	5:30.152	6	0	0:00:00
69	527	Ridley Team	C	10	14.676	0.040	5:21.409	1	0	0:00:00
70	303	t Benneke	5-8	42	14.708	0.032	5:29.377	1	0	0:00:00
71	265	Jongen Keukens Cyclo II	5-8	43	14.936	0.228	5:21.554	1	0	0:00:00
72	261	Inter Access	5-8	44	15.093	0.157	5:20.882	1	0	0:00:00
73	258	Imtech Alken Team 1	5-8	45	15.385	0.292	5:30.677	6	0	0:00:00
74	319	Unizopassage 1	5-8	46	15.431	0.046	5:31.368	6	0	0:00:00
75	223	DE BRUG Cycling Team	5-8	47	15.566	0.135	5:30.332	6	0	0:00:00
76	305	Team 4-bikes	5-8	48	15.598	0.032	5:31.372	6	0	0:00:00
77	237	De Sok	5-8	49	15.670	0.072	5:19.167	1	0	0:00:00
78	526	Radson	C	11	15.809	0.139	5:31.742	6	0	0:00:00
79	220	clavavod	5-8	50	15.971	0.162	5:25.409	1	0	0:00:00
80	294	Rotary Beringen	5-8	51	16.096	0.125	5:32.179	1	0	0:00:00
81	268	Koersekieters	5-8	52	16.354	0.258	5:25.225	1	0	0:00:00
82	37	TTHZ Cycling Team 2	2-4	17	16.451	0.097	5:23.050	1	0	0:00:00
83	252	Health City Hasselt	5-8	53	16.682	0.231	5:30.743	6	0	0:00:00
84	208	Blauwe Reigers 2	5-8	54	16.881	0.199	5:24.196	1	0	0:00:00
85	322	VDW CHAPE HEUSDEN	5-8	55	17.070	0.189	5:22.655	1	0	0:00:00
86	228	De Groote - Platteau	5-8	56	17.478	0.408	5:31.604	1	0	0:00:00
87	334	Ziekenhuis Oost Limburg Team 1	5-8	57	17.667	0.189	5:22.531	1	0	0:00:00
88	534	Kriekel Cycling Team 4	W	1	17.848	0.181	5:22.443	1	0	0:00:00
89	257	hopduvels Asse	5-8	58	18.092	0.244	5:32.142	6	0	0:00:00
90	204	Ado-icarus	5-8	59	18.265	0.173	5:21.555	1	0	0:00:00
91	522	Ontex Eeklo	C	12	18.320	0.055	5:34.333	6	0	0:00:00
92	279	Naqi Belgium	5-8	60	18.489	0.169	5:24.381	1	0	0:00:00

Clerk of the course		Timekeeper	
		H. Roelse - Timeservice.nl	
Page 2 of 6			

**Intermediate result Eneco 24 Hours Cycling - 24H**  
**Race-time = 0:40:13**

**28 - 29 August 2010**  
**Fietsen - 4.000 Km**


Pos	Nbr	Name / Team name	Class	PIC	Gap	Diff	Fastest Lapttime	In	Pit Stops	Total time in Pit
93	272	KuiteBijtersClub	5-8	61	18.763	0.274	5:27.013	1	0	0:00:00
94	422	Lanicad Solo	S	3	19.068	0.305	5:24.703	1	0	0:00:00
95	13	Cycling Team WIM	2-4	18	20.065	0.997	5:22.459	1	0	0:00:00
96	321	VBT Machelen	5-8	62	20.232	0.167	5:24.349	1	0	0:00:00
97	307	Team Bowl Overpoort - Just Fit	5-8	63	20.459	0.227	5:34.192	6	0	0:00:00
98	325	vzw Jessa Ziekenhuis 1	5-8	64	20.472	0.013	5:24.058	1	0	0:00:00
99	530	Vrolijk Meefietsende Watertrappers	C	13	20.563	0.091	5:22.143	1	0	0:00:00
100	331	WTC-UMA	5-8	65	20.689	0.126	5:23.153	1	0	0:00:00
101	31	Team Saks	2-4	19	21.045	0.356	5:34.980	6	0	0:00:00
102	510	DRUKKERIJ MODERNA	C	14	21.171	0.126	5:23.857	1	0	0:00:00
103	24	Les Balouches 2	2-4	20	21.344	0.173	5:25.038	1	0	0:00:00
104	505	BiogenIdec	C	15	21.377	0.033	5:29.248	1	0	0:00:00
105	240	De uiteenlopers	5-8	66	22.439	1.062	5:24.047	1	0	0:00:00
106	39	Vaheja	2-4	21	22.595	0.156	5:22.294	1	0	0:00:00
107	38	TTHZ Cycling Team 3	2-4	22	23.645	1.050	5:34.088	1	0	0:00:00
108	226	De Funbikers	5-8	67	37.374	13.729	5:30.301	1	0	0:00:00
109	280	NedCoat	5-8	68	37.712	0.338	5:35.633	1	0	0:00:00
110	511	Elvea Polpa Team	C	16	1:40.341	1:02.629	5:28.897	1	1	0:00:51
111	540	GSV Toekomst	C	17	2:24.209	43.868	5:37.957	1	0	0:00:00
112	254	hernie cycling team	5-8	69	2:24.563	0.354	5:34.644	1	0	0:00:00
113	260	Imtech Temse	5-8	70	2:24.754	0.191	5:36.746	1	0	0:00:00
114	259	Imtech Alken Team 2	5-8	71	2:25.086	0.332	5:33.198	1	0	0:00:00
115	253	HealthCity & co	5-8	72	2:25.749	0.663	5:32.137	1	0	0:00:00
116	315	The Iron ArcelorMittals	5-8	73	2:26.118	0.369	5:35.724	1	0	0:00:00
117	28	TEAM BALANS BIKEWEAR	2-4	23	2:26.305	0.187	5:24.859	1	0	0:00:00
118	212	Borremans Test Team	5-8	74	2:26.576	0.271	5:38.807	1	0	0:00:00
119	430	ronny	S	4	2:26.821	0.245	5:34.226	1	0	0:00:00
120	538	BMW Dynamics	C	18	2:27.229	0.408	5:35.740	1	0	0:00:00
121	429	René van der Velden	S	5	2:27.450	0.221	5:34.221	1	0	0:00:00
122	320	Unizopassage 2	5-8	75	2:27.689	0.239	5:42.524	1	0	0:00:00
123	239	De Trappistiers	5-8	76	2:27.959	0.270	5:34.473	1	0	0:00:00
124	402	Christophe Guillaume	S	6	2:28.020	0.061	5:30.806	1	0	0:00:00
125	308	Team Ford Galaxy	5-8	77	2:28.190	0.170	5:36.085	1	0	0:00:00
126	227	De Goegeburenbikers	5-8	78	2:28.192	0.002	5:36.194	1	0	0:00:00
127	401	Bert Thoonen	S	7	2:28.313	0.121	5:31.727	1	0	0:00:00
128	21	Ivustho Team	2-4	24	2:28.401	0.088	5:34.698	1	0	0:00:00
129	313	The Climbing Vagabonds	5-8	79	2:28.557	0.156	5:33.948	1	0	0:00:00
130	518	Luyten Cycling Team	C	19	2:28.751	0.194	5:28.625	1	0	0:00:00
131	241	De waterdraggers	5-8	80	2:28.760	0.009	5:36.086	1	0	0:00:00
132	247	Ernst & Young	5-8	81	2:29.055	0.295	5:35.060	1	0	0:00:00
133	509	Dexia West Limburg	C	20	2:29.163	0.108	5:42.350	1	0	0:00:00
134	333	X-Team	5-8	82	2:29.189	0.026	5:48.010	1	0	0:00:00
135	435	Tom de Fietsbom	S	8	2:29.439	0.250	5:28.608	1	0	0:00:00
136	292	ride for fun	5-8	83	2:29.574	0.135	5:37.431	1	0	0:00:00
137	404	ciclissimo	S	9	2:29.642	0.068	5:34.452	1	0	0:00:00

Clerk of the course		Timekeeper	
		H. Roelse - Timeservice.nl	
Page 3 of 6			

**Intermediate result Eneco 24 Hours Cycling - 24H**  
**Race-time = 0:40:13**

**28 - 29 August 2010**  
**Fietsen - 4.000 Km**

Pos	Nbr	Name / Team name	Class	PIC	Gap	Diff	Fastest Lapttime	In	Pit Stops	Total time in Pit
138	211	Bolls Boyce	5-8	84	2:29.652	0.010	5:31.071	1	0	0:00:00
139	508	Coudere	C	21	2:29.944	0.292	5:37.767	1	1	0:00:47
140	22	Jongen Keukens Profi	2-4	25	2:30.290	0.346	5:36.906	1	0	0:00:00
141	236	De SFZ Flandriens	5-8	85	2:30.353	0.063	5:40.203	1	0	0:00:00
142	18	de woestijnridders.nl	2-4	26	2:30.569	0.216	5:22.217	1	0	0:00:00
143	515	Fermette Team	C	22	3:21.033	50.464	5:25.970	1	1	0:00:49
144	35	Tsjiek Tsjak Voln Bak!	2-4	27	3:47.039	26.006	5:34.930	1	1	0:00:55
145	267	Karteria cycling	5-8	86	4:15.524	28.485	5:57.910	1	0	0:00:00
146	517	Fintro 2	C	23	4:16.047	0.523	5:48.522	1	0	0:00:00
147	433	Team www.JeroenvanKeulen.nl	S	10	4:16.101	0.054	5:55.785	1	0	0:00:00
148	318	Ugent	5-8	87	4:16.360	0.259	5:31.531	1	1	0:01:33
149	297	Sportarmee	5-8	88	4:16.368	0.008	5:42.940	1	1	0:00:53
150	40	Verzekeringen Joris De Beule	2-4	28	4:16.375	0.007	5:53.657	1	0	0:00:00
151	213	Boston Scientific 1	5-8	89	4:16.584	0.209	5:56.457	1	0	0:00:00
152	531	Di Angeli Ladies	W	2	4:16.823	0.239	5:57.967	1	0	0:00:00
153	12	crazy turtle	2-4	29	4:16.839	0.016	6:02.903	1	0	0:00:00
154	310	Team toerke doen	5-8	90	4:17.248	0.409	5:55.747	1	0	0:00:00
155	20	istnoglange?	2-4	30	4:17.283	0.035	5:57.426	1	0	0:00:00
156	312	test team avanti	5-8	91	4:17.601	0.318	6:01.337	1	0	0:00:00
157	302	Surplace	5-8	92	4:17.631	0.030	5:47.549	1	0	0:00:00
158	273	La pedale joyeuse	5-8	93	4:17.673	0.042	6:02.853	1	0	0:00:00
159	400	Ale Jet	S	11	4:17.831	0.158	5:49.809	1	0	0:00:00
160	306	Team 601	5-8	94	4:17.935	0.104	5:27.984	1	0	0:00:00
161	229	De Klimburgers	5-8	95	4:18.023	0.088	5:57.845	1	0	0:00:00
162	519	Moore Stephens Verschelden 1	C	24	4:18.212	0.189	5:49.588	1	0	0:00:00
163	406	DICK CRISPYN	S	12	4:18.327	0.115	5:59.042	1	0	0:00:00
164	17	De Studenten	2-4	31	4:18.351	0.024	6:01.622	1	0	0:00:00
165	289	Q-Ten Team PWS-Eijssen	5-8	96	4:18.461	0.110	5:59.029	1	0	0:00:00
166	426	MF cycling Team	S	13	4:18.584	0.123	5:59.039	1	0	0:00:00
167	419	Koen 003	S	14	4:18.606	0.022	5:48.460	1	0	0:00:00
168	403	chronia polla	S	15	4:18.631	0.025	5:57.878	1	0	0:00:00
169	26	SensaTeam - Soria	2-4	32	4:18.797	0.166	6:03.471	1	0	0:00:00
170	428	raf lenders	S	16	4:18.935	0.138	5:59.358	1	0	0:00:00
171	288	Q-Ten Tc-Heusden Team 2	5-8	97	4:19.169	0.234	6:01.391	1	0	0:00:00
172	500	"Sunweb.be, boek alleen je reis!"	C	25	4:19.205	0.036	6:00.261	1	0	0:00:00
173	203	ADIDAK	5-8	98	4:19.253	0.048	5:57.715	1	0	0:00:00
174	314	THE HAPPY TEAM	5-8	99	4:19.315	0.062	6:10.005	1	0	0:00:00
175	287	PLATFORM der dorstige fietsers 1	5-8	100	4:19.371	0.056	5:59.750	1	0	0:00:00
176	418	joven	S	17	4:19.411	0.040	5:57.966	1	0	0:00:00
177	427	prisma sport solo 1	S	18	4:19.480	0.069	6:00.971	1	0	0:00:00
178	248	Family Affaire	5-8	101	4:19.489	0.009	5:57.468	1	0	0:00:00
179	225	De doortrappers	5-8	102	4:20.129	0.640	6:01.554	1	0	0:00:00
180	326	vzw Jessa Ziekenhuis 2	5-8	103	4:20.182	0.053	6:01.670	1	0	0:00:00
181	14	de bollekes ploeg	2-4	33	4:20.704	0.522	6:01.249	1	0	0:00:00
182	328	Westhovens Cycling Team	5-8	104	4:20.866	0.162	5:58.488	1	0	0:00:00


Clerk of the course		Timekeeper	
		H. Roelse - Timeservice.nl	
Page 4 of 6			

## Intermediate result Eneco 24 Hours Cycling - 24H

Race-time = 0:40:13

28 - 29 August 2010  
Fietsen - 4.000 Km


Pos	Nbr	Name / Team name	Class	PIC	Gap	Diff	Fastest Laptime	In	Pit Stops	Total time in Pit
183	330	WTC Free Bikers	5-8	105	4:21.117	0.251	6:11.702	1	1	0:00:56
184	238	De Tcha Tcha Tcha's	5-8	106	4:21.254	0.137	6:00.057	1	0	0:00:00
185	16	De ridders van het ronde vat	2-4	34	4:21.817	0.563	5:58.752	1	0	0:00:00
186	256	het ronde vierkant	5-8	107	5:51.823	1:30.006	5:55.621	1	1	0:00:53
187	43	ZVC Deportivo	2-4	35	-- 5 laps --	13.533	5:44.481	1	1	0:00:54
188	424	Luc Convens	S	19	23.716	23.716	6:26.402	2	0	0:00:00
189	539	BMW Efficient	C	26	23.951	0.235	6:17.947	1	0	0:00:00
190	420	Kriekel Cycling Solo 1	S	20	24.085	0.134	6:14.473	1	0	0:00:00
191	437	Vlemo	S	21	24.409	0.324	6:25.109	2	0	0:00:00
192	300	studio sport	5-8	108	24.637	0.228	6:23.889	2	0	0:00:00
193	432	Team Wollie	S	22	24.673	0.036	6:14.222	1	0	0:00:00
194	421	Kriekel Cycling Solo 2	S	23	24.889	0.216	6:15.270	1	0	0:00:00
195	304	t Durrep	5-8	109	25.185	0.296	6:05.996	1	0	0:00:00
196	33	The Cyclomaniacs	2-4	36	25.202	0.017	6:21.386	1	0	0:00:00
197	296	Special Need Kids	5-8	110	25.235	0.033	6:25.375	2	0	0:00:00
198	216	Brandweer 2	5-8	111	25.281	0.046	6:14.786	1	0	0:00:00
199	215	Brandweer 1	5-8	112	25.386	0.105	6:13.724	1	0	0:00:00
200	277	Mwajen30	5-8	113	25.422	0.036	6:03.847	1	0	0:00:00
201	266	Kadijctrappers	5-8	114	25.434	0.012	6:23.754	2	0	0:00:00
202	214	Bovema cycling team	5-8	115	25.478	0.044	6:24.037	2	0	0:00:00
203	274	LBT Sport	5-8	116	25.821	0.343	6:24.343	2	0	0:00:00
204	244	Easybikers	5-8	117	25.851	0.030	6:24.813	2	0	0:00:00
205	205	All Electric	5-8	118	26.051	0.200	6:02.971	1	0	0:00:00
206	439	Dewilde Kim	S	24	26.397	0.346	6:26.828	2	0	0:00:00
207	417	johny v.	S	25	26.686	0.289	6:24.180	2	0	0:00:00
208	434	thomas juergens	S	26	26.754	0.068	6:23.836	2	0	0:00:00
209	409	Forza Flandria	S	27	26.943	0.189	6:25.317	2	0	0:00:00
210	416	Johan Polus	S	28	27.054	0.111	6:25.662	2	0	0:00:00
211	415	Jeanke	S	29	27.272	0.218	6:26.110	2	0	0:00:00
212	431	SBR Temse	S	30	27.318	0.046	6:24.038	2	0	0:00:00
213	513	Eneco & Friends Team 2	C	27	27.510	0.192	6:26.145	2	1	0:00:44
214	405	De Eenzame Fietser	S	31	27.616	0.106	6:24.346	2	0	0:00:00
215	19	Het Verzet	2-4	37	27.617	0.001	6:21.048	1	0	0:00:00
216	275	L-Door Cycling Team	5-8	119	27.914	0.297	6:09.685	1	0	0:00:00
217	436	vanoirbeek michel	S	32	28.089	0.175	6:23.194	2	0	0:00:00
218	410	GALIBIERGUYKE	S	33	28.165	0.076	6:23.598	2	0	0:00:00
219	413	Gigabike	S	34	28.408	0.243	6:24.907	1	0	0:00:00
220	537	velo chicas	W	3	28.433	0.025	6:24.984	2	0	0:00:00
221	504	Belgacom 3	C	28	28.580	0.147	6:24.719	2	0	0:00:00
222	11	Continental Team Casual	2-4	38	28.747	0.167	6:23.792	2	0	0:00:00
223	281	No balls , no glory 1	5-8	120	29.143	0.396	6:25.974	1	0	0:00:00
224	324	Vlaamse Wielerschool Limburg	5-8	121	29.511	0.368	5:22.459	1	1	0:01:47
225	7	3 action	2-4	39	1:12.880	43.369	6:34.868	1	2	0:01:39
226	235	Roestvaste VÅ©lo's 2 by ArcelorMittal	5-8	122	2:38.701	1:25.821	6:47.761	5	0	0:00:00
227	27	Sons Of The Desert	2-4	40	2:59.130	20.429	6:04.766	1	0	0:00:00
228	243	Domo Cycling Team	5-8	123	3:31.025	31.895	6:27.391	2	0	0:00:00

Clerk of the course		Timekeeper	
		H. Roelse - Timeservice.nl	
Page 5 of 6			

**Intermediate result Eneco 24 Hours Cycling - 24H**  
**Race-time = 0:40:13**

**28 - 29 August 2010**  
**Fietsen - 4.000 Km**

Pos	Nbr	Name / Team name	Class	PIC	Gap	Diff	Fastest Laptime	In	Pit Stops	Total time in Pit
229	532	JOAN	W	4	4:13.254	42.229	7:10.366	4	0	0:00:00
230	411	Geert Paulussen	S	35	4:13.257	0.003	7:09.626	4	0	0:00:00
231	15	De Fassa's	2-4	41	4:13.735	0.478	6:34.411	1	0	0:00:00
232	278	Nachtduvels	5-8	124	4:13.835	0.100	6:58.316	1	0	0:00:00
233	523	PROV team 1	C	29	4:14.253	0.418	7:11.089	4	0	0:00:00
234	233	de platte tuben	5-8	125	4:15.930	1.677	6:36.008	1	0	0:00:00
235	423	le linus	S	36	4:44.764	28.834	7:11.535	4	0	0:00:00
236	311	Terumo. We keep our bikes flowing	5-8	126	4:48.715	3.951	7:24.929	2	1	0:00:57
237	535	Renladiesbike	W	5	4:53.150	4.435	6:17.336	1	1	0:01:00
238	317	UC Sporta Kortenberg	5-8	127	5:00.085	6.935	6:33.904	1	0	0:00:00
239	524	PROV team 2	C	30	5:00.358	0.273	7:23.616	1	0	0:00:00
240	206	Avo cycling team I	5-8	128	5:57.306	56.948	6:34.015	1	0	0:00:00
241	23	Les Balouches 1	2-4	42	6:55.322	58.016	7:37.559	2	0	0:00:00
242	412	Geta Racing Team	S	37	6:55.506	0.184	7:37.602	2	0	0:00:00
243	219	CZ Stoempers	5-8	129	-- 4 laps --		6:41.777	1	0	0:00:00
244	512	Eneco & Friends Team 1	C	31	1:05.025	1:05.025	7:46.294	1	0	0:00:00
245	290	Quick Stop	5-8	130	1:05.342	0.317	7:49.356	1	0	0:00:00
246	528	ThomasCookAirlines Cycling Team	C	32	1:21.716	16.374	6:55.104	1	1	0:00:59
247	533	Joven ladies team	W	6	2:38.083	1:16.367	8:12.237	4	0	0:00:00
248	536	The Climbing Ladies	W	7	2:41.919	3.836	8:10.778	1	0	0:00:00
249	503	Belgacom 2	C	33	6:53.455	4:11.536	5:26.551	1	1	0:02:23
250	541	Orthomed	C	34	-- 3 laps --	4:15.418	11:35.193	1	0	0:00:00

Clerk of the course		Timekeeper	
		H. Roelse - Timeservice.nl	
Page 6 of 6			