

Final results Eneco 24 Hours Cycling - 24H

28 - 29 August 2010
Fietsen - 4.000 Km

Class = Solo

Pos	Nbr	Name / Team name	Gap	Diff	Fastest Laptime	In	Pit Stops	Total time in Pit
1	406	DICK CRISPYN	-- 204 laps --		5:37.218	61	4	0:51:42
2	401	Bert Thoonen	-- 193 laps --		5:27.228	17	4	1:19:49
3	430	ronny	-- 190 laps --		5:27.506	17	2	2:10:49
4	429	René van der Velden	-- 189 laps --		5:26.857	17	2	2:17:20
5	427	prisma sport solo 1	-- 186 laps --		5:47.499	15	4	5:16:09
6	405	De Eenzame Fietser	-- 181 laps --		6:05.496	18	4	1:16:06
7	425	Meynen Benny	-- 180 laps --		5:22.955	1	6	6:01:57
8	422	Lanicad Solo	-- 173 laps --		5:24.703	1	5	0:07:02
9	428	raf lenders	-- 165 laps --		5:46.331	9	6	5:47:57
10	402	Christophe Guillaume	-- 164 laps --		5:30.806	1	3	1:10:30
11	409	Forza Flandria	-- 160 laps --		6:13.896	37	1	1:25:31
12	403	chronia polla	-- 157 laps --		5:57.878	1	0	0:00:00
13	415	Jeanke	-- 152 laps --		6:07.024	8	5	3:14:28
14	404	ciclissimo	-- 143 laps --		5:34.452	1	4	2:49:34
15	413	Gigabike	-- 138 laps --		6:16.885	8	11	6:15:23
16	431	SBR Temse	3.328	3.328	6:09.029	8	10	5:47:06
17	432	Team Wollie	2:24.169	2:20.841	6:09.035	8	6	7:02:16
18	421	Kriekel Cycling Solo 2	-- 132 laps --		6:15.270	1	8	6:01:25
19	417	johny v.	-- 130 laps --		6:20.688	8	11	4:54:20
20	411	Geert Paulussen	-- 125 laps --		6:40.604	14	8	4:23:09
21	418	joven	-- 124 laps --		5:38.145	64	5	9:56:24
22	420	Kriekel Cycling Solo 1	-- 123 laps --		5:58.480	8	9	7:52:17
23	424	Luc Convens	-- 115 laps --		6:10.246	8	6	9:03:07
24	436	vanoirbeek michel	-- 113 laps --		6:19.126	8	4	9:32:10
25	434	thomas juergens	-- 107 laps --		6:23.653	8	14	8:25:57
26	407	flandria bicycle team solo	-- 105 laps --		5:21.632	10	1	1:14:54
27	435	Tom de Fietsbom	-- 103 laps --		5:19.938	18	3	14:04:36
28	410	GALIBIERGUYKE	-- 101 laps --		6:19.481	8	4	6:26:57
29	400	Ale Jet	-- 92 laps --		5:45.986	9	4	0:13:05
30	416	Johan Polus	13:55:29.566		6:19.118	8	6	3:30:49
31	437	Vlemo	14:06:27.064	10:57.498	6:21.638	8	6	13:10:17
32	439	Dewilde Kim	-- 91 laps --		6:02.956	8	3	12:56:37
33	426	MF cycling Team	-- 68 laps --		5:38.486	9	2	0:40:22
34	419	Koen 003	-- 55 laps --		5:47.002	9	3	0:08:29
35	423	le linus	-- 43 laps --		7:11.535	4	5	10:08:31
36	433	Team www.JeroenvanKeulen.nl	-- 41 laps --		5:50.170	9	3	0:49:28
37	412	Geta Racing Team	-- 34 laps --		7:37.602	2	2	3:06:09

Class = Twee tot vier deelnemers


Pos	Nbr	Name / Team name	Gap	Diff	Fastest Laptime	In	Pit Stops	Total time in Pit
1	1	Bollini cycling Team 1	-- 244 laps --		5:11.917	44	11	0:07:33
2	2	APK-Quality Litegear Team	-- 243 laps --		5:14.092	43	12	0:08:48
3	42	Wilms Cycling Team	-- 242 laps --		5:17.086	44	13	0:09:53
4	9	Borremans Cycling Zolder	0.040	0.040	5:15.121	82	12	0:08:01

Fastest time : 5:10.809 in lap 42 by nbr. 516 : Fintro 1 ()

Publication-time

Timekeeping by : TimeService.nl

Results and Laptimes : www.raceresults.nu

Clerk of the course	Steward	Timekeeper	
		H. Roelse - Timeservice.nl	
Page 1 of 6	Results remain provisional pending technical examination and decisions from the stewards of the meeting		

Final results Eneco 24 Hours Cycling - 24H

28 - 29 August 2010

Fietsen - 4.000 Km

5	4	B.T bongiorno cycling team	0.233	0.193	5:16.589	82	12	0:08:36
6	36	TTHZ Cycling Team 1	-- 241 laps --		5:18.881	82	9	0:06:51
7	41	wielierclub extreme	-- 240 laps --		5:21.601	10	11	0:07:08
8	30	Team maaskant	-- 238 laps --		5:19.001	39	12	0:09:09
9	8	Bollini cycling team 2	12.691	12.691	5:15.869	63	12	0:09:39
10	25	rsa cycling team	-- 237 laps --		5:19.589	81	15	0:10:53
11	37	TTHZ Cycling Team 2	-- 233 laps --		5:23.050	1	7	0:06:13
12	6	Blauwtrappers	6.333	6.333	5:19.234	39	16	0:13:09
13	32	Team Thunderbird	-- 230 laps --		5:16.442	78	16	0:13:09
14	34	The Wheelsuckers	2:34.872	2:34.872	5:24.859	10	21	0:15:49
15	13	Cycling Team WIM	-- 226 laps --		5:21.685	48	11	0:10:10
16	3	Avo Cycling Team II	-- 224 laps --		5:18.814	1	14	0:12:50
17	28	TEAM BALANS BIKEWEAR	-- 217 laps --		5:24.859	1	19	0:25:34
18	31	Team Saks	-- 216 laps --		5:34.980	6	15	0:13:50
19	26	SensaTeam - Soria	-- 214 laps --		5:27.126	70	11	0:11:21
20	10	Borremans Zolder 2	-- 213 laps --		5:15.167	78	17	0:45:27
21	38	TTHZ Cycling Team 3	-- 210 laps --		5:34.088	1	17	0:19:03
22	12	crazy turtle	-- 205 laps --		5:44.569	62	24	0:24:41
23	7	3 action	-- 204 laps --		5:41.012	28	15	0:23:10
24	11	Continental Team Casual	-- 201 laps --		5:51.356	57	11	0:10:50
25	35	Tsjiek Tsjak Voln Bak!	-- 200 laps --		5:34.930	1	28	0:26:08
26	40	Verzekeringen Joris De Beule	-- 197 laps --		5:53.657	1	15	0:17:13
27	43	ZVC Deportivo	-- 196 laps --		5:44.481	1	26	0:24:05
28	39	Vaheja	-- 194 laps --		5:22.294	1	21	0:24:00
29	21	Ivustho Team	4:09.930	4:09.930	5:24.720	58	16	0:17:22
30	18	de woestijnridders.nl	-- 192 laps --		5:22.217	1	20	0:45:55
31	19	Het Verzet	-- 183 laps --		5:45.448	22	7	0:08:20
32	15	De Fassa's	-- 176 laps --		6:15.295	26	20	0:23:17
33	14	de bollekes ploeg	-- 172 laps --		5:56.357	166	11	0:15:16
34	16	De ridders van het ronde vat	-- 170 laps --		5:58.752	1	20	0:55:20
35	17	De Studenten	-- 169 laps --		5:53.914	70	12	0:50:25
36	27	Sons Of The Desert	2:27:32.302		6:04.766	1	16	0:21:48
37	33	The Cyclomaniacs	-- 141 laps --		5:53.975	18	8	0:20:45
38	20	istnoglange?	-- 122 laps --		5:47.341	9	9	0:10:33
39	24	Les Balouches 2	-- 111 laps --		5:25.038	1	12	0:16:07
40	29	Team Invictus	-- 99 laps --		5:21.419	1	5	0:04:37
41	22	Jongen Keukens Profi	-- 78 laps --		5:36.906	1	8	16:23:06
42	23	Les Balouches 1	-- 13 laps --		7:37.559	2	1	0:00:00

Class = Vijf tot acht deelnemers


Pos	Nbr	Name / Team name	Gap	Diff	Fastest Laptime	In	Pit Stops	Total time in Pit
1	286	PaxX Global Cycling	-- 242 laps --		5:15.925	44	11	0:07:57
2	270	Kriekel Cycling team 2	1.409	1.409	5:16.346	64	10	0:10:07
3	201	AAN TAFEL BIJ LUC BELLINGS 1	-- 241 laps --		5:16.145	81	15	0:12:05
4	218	casual cycling team	-- 240 laps --		5:15.422	82	13	0:09:28
5	257	hopduvels Asse	3.163	3.163	5:14.140	63	14	0:10:29
6	309	Team Ford Mondeo	4.920	1.757	5:18.855	39	8	0:06:29

Fastest time : 5:10.809 in lap 42 by nbr. 516 : Fintro 1 ()

Publication-time

Timekeeping by : TimeService.nl

Results and Laptimes : www.raceresults.nu

Clerk of the course	Steward	Timekeeper	
		H. Roelse - Timeservice.nl	
Page 2 of 6	Results remain provisional pending technical examination and decisions from the stewards of the meeting		

Final results Eneco 24 Hours Cycling - 24H

28 - 29 August 2010

Fietsen - 4.000 Km


7	207	Blauwe Reigers 1	-- 239 laps --			5:16.925	81	14	0:15:20
8	264	Jongen Keukens Cyclo I	-- 238 laps --			5:19.557	10	16	0:12:38
9	245	Eceb Cycling Team	-- 236 laps --			5:15.147	80	22	0:17:17
10	242	De Zolderse Bikers	6.068	6.068		5:18.061	1	12	0:09:33
11	293	ROLMA RAMA	4:00.639	3:54.571		5:16.917	40	18	1:22:47
12	299	Sterk Herk	-- 235 laps --			5:20.436	1	16	0:12:24
13	232	De middenmootjes	-- 234 laps --			5:23.136	1	17	0:14:17
14	294	Rotary Beringen	2:13.044	2:13.044		5:15.171	79	24	0:19:39
15	223	DE BRUG Cycling Team	-- 233 laps --			5:27.001	18	19	0:14:52
16	318	Ugent	2:00.175	2:00.175		5:22.081	18	14	0:12:15
17	316	TTHZ Cycling Team 4	4:44.389	2:44.214		5:20.988	1	23	0:17:40
18	322	VDW CHAPE HEUSDEN	-- 232 laps --			5:22.030	78	18	0:14:10
19	282	No Balls No Glory 2	3:52.391	3:52.391		5:21.440	48	23	0:17:58
20	279	Naqi Belgium	4:56.697	1:04.306		5:22.479	40	18	0:16:35
21	269	Kriekel Cycling Team 1	4:57.164	0.467		5:18.967	1	16	0:12:26
22	324	Vlaamse Wielerschool Limburg	4:58.416	1.252		5:22.459	1	15	0:12:39
23	331	WTC-UMA	-- 230 laps --			5:22.039	47	23	0:18:40
24	237	De Sok	-- 229 laps --			5:19.167	1	17	0:18:44
25	327	Ware Vrienden Hulshout	1:19.869	1:19.869		5:19.607	38	21	0:17:36
26	301	Superior Bikers	1:23.785	3.916		5:21.745	18	22	0:18:52
27	287	PLATFORM der dorstige fietsers 1	-- 228 laps --			5:37.380	43	16	0:13:21
28	250	funbikers	0.639	0.639		5:18.531	1	12	0:11:29
29	202	AAN TAFEL BIJ LUC BELLINGS 2	1:24.252	1:23.613		5:24.889	67	20	0:17:31
30	285	PAUL GEERIS RACING TEAM	4:02.250	2:37.998		5:19.708	6	22	0:18:28
31	305	Team 4-bikes	-- 226 laps --			5:21.677	40	11	0:19:40
32	200	"G&A Motors" Cycling Team	-- 225 laps --			5:21.719	1	24	0:20:42
33	252	Health City Hasselt	26.314	26.314		5:29.404	50	14	0:12:30
34	329	WTC De Sprinters - Geel	-- 224 laps --			5:26.263	6	23	0:19:41
35	240	De uiteenlopers	0.544	0.544		5:15.123	76	17	0:15:04
36	251	GSK-projecten	2.564	2.020		5:26.847	6	23	0:21:19
37	234	Roestvaste VÃ©lo's 1 by ArcelorMittal	20.434	17.870		5:19.006	10	11	0:10:25
38	208	Blauwe Reigers 2	2:10.848	1:50.414		5:21.854	73	14	0:13:15
39	265	Jongen Keukens Cyclo II	5:01.317	2:50.469		5:21.554	1	23	0:30:41
40	228	De Groote - Platteau	-- 223 laps --			5:20.863	61	18	0:19:53
41	334	Ziekenhuis Oost Limburg Team 1	1:13.444	1:13.444		5:22.531	1	23	0:23:49
42	221	COMPU-TECH	-- 222 laps --			5:23.539	10	20	0:17:47
43	246	Ermis Racing Team	2.452	2.452		5:23.143	1	14	0:12:34
44	249	Forzabikers	6.844	4.392		5:22.359	1	23	0:21:18
45	332	WTT2000	1:09.039	1:02.195		5:21.803	1	28	0:28:56
46	220	clavavod	-- 221 laps --			5:25.409	1	20	0:17:14
47	214	Bovema cycling team	1:03.663	1:03.663		5:36.716	36	21	0:18:26
48	280	NedCoat	-- 220 laps --			5:19.236	36	23	0:21:30
49	321	VBT Machelen	3:33.455	3:33.455		5:24.349	1	22	0:24:01
50	258	Imtech Alken Team 1	3:37.570	4.115		5:30.677	6	20	0:17:42
51	231	de mannen van haspengouw	-- 219 laps --			5:25.100	6	19	0:17:21
52	230	De Kroem Foerce	29.426	29.426		5:21.380	1	27	0:24:39
53	303	t Benneke	3:41.487	3:12.061		5:29.377	1	24	0:31:11
54	295	Sierschouwen DB team	7:45.472	4:03.985		5:18.198	75	16	0:16:26

Fastest time : 5:10.809 in lap 42 by nbr. 516 : Fintro 1 ()

Publication-time

Timekeeping by : TimeService.nl

Results and Laptimes : www.racereults.nu

Clerk of the course	Steward	Timekeeper	
		H. Roelse - Timeservice.nl	
Page 3 of 6	Results remain provisional pending technical examination and decisions from the stewards of the meeting		

Final results Eneco 24 Hours Cycling - 24H

28 - 29 August 2010

Fietsen - 4.000 Km


55	308	Team Ford Galaxy	-- 218 laps --		5:36.085	1	14	0:14:35
56	272	KuiteBijtersClub	1:04.852	1:04.852	5:25.972	10	23	0:21:57
57	325	vzw Jessa Ziekenhuis 1	1:11.965	7.113	5:24.058	1	26	0:24:00
58	222	Daltons-Velpons	-- 217 laps --		5:20.744	59	28	0:25:21
59	271	Kriekel Cycling Team 3	2:11.740	2:11.740	5:19.211	76	20	0:18:29
60	326	vzw Jessa Ziekenhuis 2	2:47.639	35.899	5:22.060	47	25	0:37:39
61	277	Mwajen30	3:22.576	34.937	5:34.355	54	25	1:17:43
62	261	Inter Access	3:46.987	24.411	5:20.882	1	22	0:20:42
63	211	Bolls Boyce	3:53.433	6.446	5:30.756	29	23	1:35:42
64	289	Q-Ten Team PWS-Eijssen	3:55.777	2.344	5:32.433	76	18	0:16:53
65	330	WTC Free Bikers	5:00.858	1:05.081	5:24.639	16	28	0:26:02
66	320	Unizopassage 2	-- 216 laps --		5:38.843	17	17	0:18:21
67	204	Ado-icarus	4:55.873	4:55.873	5:21.555	1	20	0:49:27
68	247	Ernst & Young	-- 215 laps --		5:20.915	37	13	0:20:00
69	291	Re-ys mixed up cycling team	2:12.445	2:12.445	5:19.498	1	27	0:24:54
70	307	Team Bowl Overpoort - Just Fit	3:53.471	1:41.026	5:29.940	30	19	0:19:59
71	323	VERONA RAMEN	4:57.774	1:04.303	5:27.832	6	17	0:16:20
72	315	The Iron ArcelorMittals	-- 214 laps --		5:32.001	39	16	0:15:53
73	335	Ziekenhuis Oost Limburg Team 2	1:56.307	1:56.307	5:22.069	1	29	0:52:55
74	312	test team avanti	-- 213 laps --		5:45.555	36	11	0:10:10
75	267	Karteria cycling	-- 212 laps --		5:30.469	47	23	0:21:52
76	254	hernie cycling team	3:36.290	3:36.290	5:33.488	80	24	1:20:00
77	213	Boston Scientific 1	-- 211 laps --		5:44.746	9	24	1:22:05
78	255	Het AJK Sportaantje	0.374	0.374	5:25.672	10	23	0:21:46
79	268	Koersekieters	32.230	31.856	5:25.225	1	28	1:09:00
80	310	Team toerke doen	-- 209 laps --		5:46.488	14	24	0:20:53
81	260	Imtech Temse	4:46.322	4:46.322	5:36.746	1	11	0:14:40
82	253	HealthCity & co	4:53.432	7.110	5:32.137	1	23	0:20:56
83	236	De SFZ Flandriens	-- 208 laps --		5:32.083	60	23	0:24:48
84	283	no-end forty-four	10.771	10.771	5:22.469	57	24	0:34:19
85	292	ride for fun	6:21.186	6:10.415	5:34.388	78	23	0:20:52
86	273	La pedale joyeuse	-- 207 laps --		5:48.967	40	26	0:24:52
87	203	ADIDAK	1:13.509	1:13.509	5:44.425	48	23	1:28:32
88	263	Janssen Cycling Team	-- 206 laps --		5:21.410	1	12	3:02:34
89	215	Brandweer 1	6:35.227	6:35.227	5:37.538	34	19	0:19:39
90	311	Terumo. We keep our bikes flowing	-- 205 laps --		5:28.909	67	32	0:33:06
91	297	Sportarmee	-- 204 laps --		5:40.923	84	28	0:26:57
92	229	De Klimburgers	-- 203 laps --		5:22.098	42	19	0:18:56
93	241	De waterdragers	1:50.310	1:50.310	5:36.086	1	30	0:36:29
94	248	Family Affaire	2:56.094	1:05.784	5:49.042	9	16	0:16:53
95	281	No balls , no glory 1	6:03.409	3:07.315	5:47.858	34	20	0:20:25
96	239	De Trappistiers	-- 201 laps --		5:28.194	15	25	0:27:13
97	288	Q-Ten Tc-Heusden Team 2	4:11.537	4:11.537	5:48.057	9	23	0:25:40
98	256	het ronde vierkant	6:15.299	2:03.762	5:44.647	53	41	0:40:51
99	243	Domo Cycling Team	-- 200 laps --		5:35.128	46	17	0:18:38
100	235	Roestvaste VÃ©lo's 2 by ArcelorMittal	44.999	44.999	5:33.194	68	11	0:10:32
101	300	studio sport	-- 199 laps --		5:49.932	56	19	1:01:35
102	317	UC Sporta Kortenberg	1:11.179	1:11.179	5:51.413	57	23	0:26:23

Fastest time : 5:10.809 in lap 42 by nbr. 516 : Fintro 1 ()

Publication-time

Timekeeping by : TimeService.nl

Results and Laptimes : www.raceresults.nu

Clerk of the course	Steward	Timekeeper	
		H. Roelse - Timeservice.nl	
Page 4 of 6	Results remain provisional pending technical examination and decisions from the stewards of the meeting		

Final results Eneco 24 Hours Cycling - 24H

28 - 29 August 2010

Fietsen - 4.000 Km

103	259	Imtech Alken Team 2	-- 198 laps --			5:33.198	1	18	0:34:32
104	304	t Durrep	-- 197 laps --			5:46.569	53	18	0:18:20
105	333	X-Team	1:42.097	1:42.097		5:39.295	74	22	0:22:45
106	290	Quick Stop	1:52.745	10.648		5:52.476	36	23	0:26:24
107	227	De Goegeburenbikers	-- 196 laps --			5:36.194	1	23	0:24:28
108	225	De doortrappers	-- 195 laps --			5:48.081	35	18	0:21:14
109	314	THE HAPPY TEAM	3:47.196	3:47.196		5:40.294	68	25	0:26:05
110	226	De Funbikers	4:58.119	1:10.923		5:30.301	1	27	0:27:10
111	219	CZ Stoempers	6:11.722	1:13.603		5:33.292	31	23	0:23:45
112	216	Brandweer 2	-- 193 laps --			5:43.760	58	17	0:16:59
113	278	Nachtduvels	-- 191 laps --			5:33.942	45	20	0:24:07
114	306	Team 601	1:30.294	1:30.294		5:27.984	1	23	0:58:04
115	238	De Tcha Tcha Tcha's	2:10.969	40.675		6:00.057	1	27	0:29:32
116	302	Surplace	2:12.889	1.920		5:47.549	1	19	0:21:19
117	274	LBT Sport	-- 190 laps --			6:06.600	13	16	0:19:09
118	233	de platte tuben	6:06.978	6:06.978		5:59.504	75	23	0:30:22
119	205	All Electric	-- 189 laps --			5:51.473	57	23	0:24:07
120	212	Borremans Test Team	-- 188 laps --			5:18.279	35	20	0:42:21
121	328	Westhovens Cycling Team	-- 186 laps --			5:55.533	9	15	0:19:48
122	276	Le Mas Zonhoven	-- 185 laps --			5:20.085	1	20	2:52:41
123	244	Easybikers	41:19.341	41:19.341		6:16.877	8	18	0:19:49
124	313	The Climbing Vagabonds	-- 182 laps --			5:33.948	1	23	0:25:20
125	266	Kadijctrappers	-- 181 laps --			6:15.502	25	18	0:20:30
126	206	Avo cycling team I	-- 165 laps --			6:34.015	1	20	0:24:50
127	296	Special Need Kids	-- 140 laps --			6:21.302	8	16	4:45:24
128	319	Unizopassage 1	-- 135 laps --			5:30.360	81	10	0:12:04
129	224	de crossers	-- 113 laps --			5:22.476	1	9	0:06:37
130	275	L-Door Cycling Team	-- 109 laps --			6:09.685	1	17	0:27:00

Class = Women

Pos	Nbr	Name / Team name	Gap	Diff	Fastest Laptime	In	Pit Stops	Total time in Pit
1	534	Kriekel Cycling Team 4	-- 223 laps --		5:22.443	1	21	0:19:10
2	531	Di Angeli Ladies	-- 216 laps --		5:39.514	30	14	0:13:38
3	537	velo chicas	-- 189 laps --		5:18.248	64	23	1:16:46
4	535	Renladiesbike	-- 181 laps --		6:17.336	1	16	0:17:38
5	532	JOAN	-- 177 laps --		6:38.091	50	15	0:16:14
6	536	The Climbing Ladies	-- 163 laps --		6:59.701	35	25	0:38:04
7	533	Joven ladies team	4:03.642	4:03.642	6:39.296	18	20	0:23:36

Class = Corporats


Pos	Nbr	Name / Team name	Gap	Diff	Fastest Laptime	In	Pit Stops	Total time in Pit
1	516	Fintro 1	-- 241 laps --		5:10.809	42	11	0:08:00
2	525	quirynten energy farming	-- 238 laps --		5:15.090	81	14	0:14:56
3	501	Avery Dennison Tape Riders	-- 237 laps --		5:19.968	1	16	0:11:50
4	502	Belgacom 1	1.702	1.702	5:22.506	1	13	0:09:51
5	529	Truckstop 26bis	-- 236 laps --		5:20.012	39	11	0:09:30
6	514	EON Langerlo	-- 234 laps --		5:20.203	38	16	0:12:31

Fastest time : 5:10.809 in lap 42 by nbr. 516 : Fintro 1 ()

Publication-time

Timekeeping by : TimeService.nl

Results and Laptimes : www.raceresults.nu

Clerk of the course	Steward	Timekeeper	
		H. Roelse - Timeservice.nl	
Page 5 of 6	Results remain provisional pending technical examination and decisions from the stewards of the meeting		

Final results Eneco 24 Hours Cycling - 24H

28 - 29 August 2010

Fietsen - 4.000 Km


7	506	Bolckmans - BCM	-- 231 laps --		5:14.323	1	25	0:20:42
8	526	Radson	-- 226 laps --		5:22.185	18	20	0:17:04
9	538	BMW Dynamics	-- 225 laps --		5:34.675	83	23	0:18:49
10	527	Ridley Team	1:29.854	1:29.854	5:21.409	1	23	0:21:24
11	517	Fintro 2	-- 223 laps --		5:32.021	51	15	0:12:38
12	507	Corthout Beton BVBA	4:38.934	4:38.934	5:22.803	10	15	0:12:54
13	503	Belgacom 2	-- 217 laps --		5:23.895	16	14	0:14:23
14	509	Dexia West Limburg	1:58.634	1:58.634	5:27.073	70	23	0:20:41
15	522	Ontex Eeklo	-- 216 laps --		5:33.682	79	20	0:19:53
16	530	Vrolijk Meefietsende Watertrappers	-- 213 laps --		5:22.143	1	23	1:21:16
17	523	PROV team 1	-- 212 laps --		5:26.790	66	15	0:16:27
18	513	Eneco & Friends Team 2	2:23.035	2:23.035	5:42.328	60	33	1:07:09
19	518	Luyten Cycling Team	-- 208 laps --		5:15.817	71	22	0:21:20
20	510	DRUKKERIJ MODERNA	0.717	0.717	5:23.857	1	23	0:22:40
21	540	GSV Toekomst	3:53.119	3:52.402	5:27.835	17	13	0:19:08
22	524	PROV team 2	-- 205 laps --		5:33.062	71	14	0:24:35
23	505	BiogenIdec	-- 203 laps --		5:21.730	10	24	0:58:38
24	500	"Sunweb.be, boek alleen je reis!"	2:44.009	2:44.009	5:59.715	56	25	0:26:55
25	519	Moore Stephens Verschelden 1	-- 201 laps --		5:39.097	58	23	1:30:53
26	520	Moore Stephens Verschelden 2	-- 200 laps --		5:20.663	1	23	0:23:55
27	539	BMW Efficient	1:03.715	1:03.715	5:58.466	74	23	0:22:31
28	515	Fermette Team	2:04.545	1:00.830	5:25.970	1	44	0:44:35
29	508	Coudere	-- 195 laps --		5:15.950	66	40	0:40:43
30	504	Belgacom 3	-- 193 laps --		5:44.285	193	15	0:17:45
31	511	Elvea Polpa Team	-- 192 laps --		5:28.897	1	30	1:33:53
32	512	Eneco & Friends Team 1	-- 188 laps --		5:57.015	151	33	0:34:08
33	528	ThomasCookAirlines Cycling Team	-- 184 laps --		5:54.595	51	30	0:33:09
34	541	Orthomed	-- 79 laps --		7:29.406	12	8	12:06:18

Fastest time : 5:10.809 in lap 42 by nbr. 516 : Fintro 1 ()

Publication-time

Timekeeping by : TimeService.nl

Results and Laptimes : www.raceresults.nu

Clerk of the course	Steward	Timekeeper	
		H. Roelse - Timeservice.nl	
Page 6 of 6	Results remain provisional pending technical examination and decisions from the stewards of the meeting		