

Final results 24 hours Race

Class = A1

Pos	Nbr	Name / Team name	Car	Gap	Diff	Fastest Lapttime	In	Pit Stops	Total time in Pit
1	82	Rhino's 2 Leibert Motorsport	Ford Fiesta	-- 425 laps --		2:31.436	425	17	1:14:59
2	81	Rhino's 1 Leibert Motorsport	Ford Fiesta	6.434	6.434	2:29.050	422	18	1:54:10
3	83	Ebbing Motorsport 3	Ford Fiesta ST	-- 415 laps --	24:13.317	2:34.088	153	15	1:08:45
4	84	Team Klos Motorsport	Ford Fiesta ST	-- 391 laps --		2:31.982	6	20	2:16:29
5	76	Endurance Club Hungary	Ford Fiesta ST	-- 372 laps --		2:30.830	11	18	3:41:09

Class = A2

Pos	Nbr	Name / Team name	Car	Gap	Diff	Fastest Lapttime	In	Pit Stops	Total time in Pit
1	71	Maeder Motorsport	Honda S2000	-- 458 laps --		2:21.691	4	15	0:51:24
2	77	RP Dom Racing	Renault Clio cup	-- 456 laps --	4:20.188	2:24.538	131	18	1:14:55
3	73	Equipe Verschuur 3	Renault Clio II RS Cup	-- 442 laps --	35:28.373	2:27.013	31	13	15:06:40
4	79	Newedge 2	Renault Clio cup	-- 435 laps --	15:53.952	2:24.092	144	18	1:38:53
5	65	Rapid Chariots	Honda Civic Type R	-- 434 laps --	1:26.529	2:28.029	424	15	1:16:12
6	74	ADS Racing	Renault Clio	-- 421 laps --	34:04.004	2:30.251	43	19	1:50:16
7	80	Newedge 1	Renault Clio cup	-- 388 laps --		2:26.631	97	22	3:50:00
8	72	Ebbing Motorsport 2	Renault Clio RS	-- 248 laps --		2:27.745	114	18	16:12:18
9	78	MSW Racing Dubai	Renault Clio	-- 137 laps --		2:27.790	44	11	0:41:50

Class = A4

Pos	Nbr	Name / Team name	Car	Gap	Diff	Fastest Lapttime	In	Pit Stops	Total time in Pit
1	62	Bleekemolen 3 RacePlanet	BMW 130i	-- 435 laps --		2:24.486	426	15	1:33:19
2	23	Red Motorsport	Lotus Red Exige SR	-- 414 laps --	51:14.507	2:22.925	128	27	2:21:10
3	66	Mini Motorsport	Mini Cooper S	-- 405 laps --	14:00.306	2:31.121	30	15	17:08:57
4	75	Brunswick Automotive	Mazda RX7	-- 384 laps --		2:26.885	62	24	3:08:19
5	61	Bas Koeten Racing	BMW Z3 M Coupé	-- 290 laps --		2:20.974	5	9	1:22:18

Class = A5

Pos	Nbr	Name / Team name	Car	Gap	Diff	Fastest Lapttime	In	Pit Stops	Total time in Pit
1	48	ORMS-Racing	BMW Z4 Coupe	-- 496 laps --		4:23.835	496	17	1:10:52
2	24	Motors Television	BMW Compact GTR	-- 476 laps --	41:02.071	2:11.838	34	23	1:33:35
3	1	Duller Motorsport 1	BMW M3 E46	20.179	20.179	2:09.526	32	19	1:55:25
4	47	RJN Motorsport	Nissan 350Z	-- 451 laps --		2:14.515	51	19	2:25:57
5	46	Musch Motorsport	BMW M3	-- 444 laps --	18:34.943	2:19.472	19	20	14:45:32
6	41	Black Falcon	BMW M3 E46	-- 438 laps --	13:48.125	2:18.070	35	14	2:28:47
7	43	German Wheels.com	BMW M3 E46	39.795	39.795	2:21.617	2	20	1:21:23
8	42	Duwo Racing	BMW M3 E46	-- 417 laps --	51:56.687	2:16.574	36	15	2:31:47
9	50	Zengo Motorsport 1	Seat Leon Supercopa	-- 414 laps --	8:35.494	2:21.090	19	24	2:42:49
10	44	Tschornia Motorsport	BMW E46 WTC	-- 389 laps --		2:20.118	61	21	3:58:16
11	54	Emirates Racing Team	VW Golf GTI	-- 376 laps --	37:30.194	2:35.416	374	20	15:12:14
12	53	Duller Motorsport 2	BMW M3 E46	-- 281 laps --		2:07.905	77	9	10:25:04
13	51	Zengo Motorsport 2	Seat Leon Supercopa	-- 205 laps --		2:21.288	122	9	1:34:34

Class = A6


Pos	Nbr	Name / Team name	Car	Gap	Diff	Fastest Lapttime	In	Pit Stops	Total time in Pit
1	39	VIP Pet foods 1	Porsche RSR	-- 504 laps --		2:03.334	3	15	1:03:07
2	11	Bleekemolen 1 Race Planet	Porsche 997 GT3 Cup	-- 499 laps --	11:31.552	2:06.670	3	13	0:57:31
3	26	Juniper Racing	Porsche 997 RSR	-- 496 laps --	10:26.543	2:04.384	2	18	1:10:59
4	29	SAS Lechner Racing 2	Porsche 997 GT3 CUP	-- 490 laps --	12:32.892	2:08.161	144	16	1:16:12
5	32	Speed Lover Team	Porsche 997 GT3	-- 484 laps --	14:07.647	2:09.543	7	14	0:56:02
6	33	Porsche Club Singapore	Porsche 997 GT3 RSR	-- 482 laps --	4:10.268	2:05.398	3	18	1:09:33
7	9	Hoptrans-Toverasport	Porsche 997 GT3	-- 480 laps --	5:51.446	2:09.715	46	18	1:35:44
8	15	G-Force Racing 1	Porsche 997 GT3	-- 472 laps --	19:31.504	2:12.606	22	15	1:04:30
9	27	CC Car Collection GmbH	Porsche 996 GT3 CUP	-- 467 laps --	13:58.990	2:12.800	31	18	1:29:36
10	25	G-Force Racing 2	Porsche 997 GT3 CUP	-- 457 laps --	25:07.865	2:10.630	34	19	1:22:04
11	7	First Motorsport Team 1	Porsche 996 Supercup	-- 426 laps --		2:13.522	138	15	2:30:54
12	17	Oktanas Racing Team	Porsche 996 RSR	-- 420 laps --		2:03.069	2	22	4:02:26
13	28	SAS Lechner Racing 1	Porsche GT3 RSR	-- 416 laps --		2:04.126	7	17	4:21:34
14	40	VIP Pet foods 2	Porsche 911 GT3 CUP	-- 408 laps --		2:12.645	64	15	3:22:36
15	21	Team RPM	Porsche 997 CUP	-- 405 laps --		2:09.541	4	21	4:17:45
16	35	TopGoed Racing Lammertink	Porsche 997 GT3 CUP	-- 369 laps --		2:11.141	5	17	5:24:48
17	16	VDS Racing Adventures	BMW M5 E34	-- 366 laps --		2:23.669	4	19	3:24:20
18	14	Jetalliance Racing	Porsche 996 RSR	-- 362 laps --		2:06.906	98	16	6:36:33

Fastest time : 2:01.925 in lap 16 by nbr. 2 : Konrad Motorsport (Porsche)

Publication-time

Timekeeping by : TimeService.nl

Results Laptimes : www.raceresults.nu

Clerk of the course	Steward	Timekeeper	
Martin van de Pavert		H.Roelse - Timeservice	
Page 1 of 2	Results remain provisional pending technical examination and decisions from the stewards of the meeting		

Final results 24 hours Race

19	10	Hubert Bergh Motorsport	Porsche 997	-- 341 laps --		2:12.499	36	18	1:32:23
20	37	Escuela Espanola de Pilotos	Porsche 997 GT3 Cup	1:45:41.760		2:08.180	8	19	6:59:03
21	3	Prospeed Competition 1	Porsche 996 GT3 RS	-- 326 laps --		2:04.114	7	17	1:52:59
22	12	Bleekemolen 2 Race Planet	Porsche 997 GT3 Cup	-- 286 laps --		2:12.508	21	12	9:25:27
23	8	First Motorsport Team 2	Porsche 996 Supercup	-- 203 laps --		2:16.132	62	8	0:28:48
24	20	Bovi Motorsport 2	Porsche 996 RS GT3	-- 196 laps --	57:00.146	2:16.145	86	10	14:57:48
25	36	Ebbing Motorsport 1	Porsche 996 RS	-- 114 laps --		2:11.918	33	8	15:01:19
26	31	Proton Competition	Porsche 997 GT3 RSR	-- 108 laps --		2:02.972	3	3	0:14:54
27	38	KRS-Racing	Porsche 996 GT3	-- 100 laps --	48:41.338	2:13.645	3	4	0:18:48
28	5	Autoracing Club Bratislava	Porsche 996 GT3 RS	-- 53 laps --		2:11.586	23	1	0:04:29
29	2	Konrad Motorsport	Porsche 997 RSR				16	5	23:25:49
30	59	Online Leasing Attempto	Porsche 997 GT3 Cup				0	0	0:00:00

Class = D1

Pos	Nbr	Name / Team name	Car	Gap	Diff	Fastest Lapttime	In	Pit Stops	Total time in Pit
1	99	Schubert Motorsport 1	BMW 120D	-- 464 laps --		2:15.342	12	17	14:26:01
2	96	Belien Motorsport	BMW 120D	-- 457 laps --	18:40.103	2:18.100	5	14	14:53:06
3	100	Al-Faisal Racing Team	BMW 120D	-- 454 laps --	4:11.466	2:16.331	401	21	2:01:52
4	95	Achterberg Motorsport	BMW 120D	-- 442 laps --	29:43.674	2:28.002	145	16	1:14:34
5	98	Oettinger Sport RSR	VW Golf 5 R - Tdi	-- 432 laps --	27:02.173	2:26.092	60	16	1:31:50
6	90	TOYO Pachura Motorsport	VW Golf V	-- 430 laps --	8:06.937	2:36.184	57	16	0:55:57
7	89	Schubert Motorsport 2	BMW 120D	-- 427 laps --	6:05.357	2:16.495	34	23	2:53:02
8	92	VW Motorsport Austria 2	VW Golf V 2.0 TDI 16V	-- 403 laps --		2:26.170	108	16	3:28:42
9	91	VW Motorsport Austria 1	VW Golf V 2.0 TDI 16V	-- 394 laps --	26:06.610	2:25.005	76	17	3:57:03
10	86	TOYO Red Camel Racing	Seat Leon 1,9 Tdi	-- 320 laps --		2:31.217	98	21	6:37:15
11	45	Mad and Daring 2	BMW 120D	-- 203 laps --		2:30.298	131	10	13:46:12
12	93	Marcos Racing Intern 1	BMW 120D	-- 157 laps --		2:27.726	100	7	16:06:29
13	94	Marcos Racing Intern 2	BMW 120D	-- 151 laps --		2:29.225	68	6	16:57:40
14	97	Mad and Daring 1	BMW 120D				144	13	0:37:48

Class = SP1

Pos	Nbr	Name / Team name	Car	Gap	Diff	Fastest Lapttime	In	Pit Stops	Total time in Pit
1	105	Delahaye 2 Renault Belgium	Renault Megane Trophy	-- 498 laps --		2:06.640	70	24	1:11:00
2	107	Equipe Vershuur 1	Renault Mégane Trophy	-- 472 laps --		2:07.289	10	18	2:15:47
3	102	Solution-F	Solution-F Touring cup	-- 444 laps --		2:15.399	109	18	1:59:12
4	103	Bovi Motorsport 1	Brokernet Silver Sting	-- 422 laps --	54:45.142	2:07.712	8	21	16:03:04
5	111	Solution F Coronel	Solution-F Touring cup	-- 368 laps --		2:15.478	36	20	6:53:07
6	101	Gomez Competition	Solution-F Touring cup	-- 365 laps --		2:13.611	3	18	1:43:04
7	108	Equipe Vershuur 2	Renault Mégane Trophy	-- 359 laps --		2:09.723	37	18	6:27:38
8	106	AutoMoto Chervonenko	Renault Megane Trophy	-- 322 laps --		2:14.065	32	17	7:29:30
9	104	Delahaye 1 Renault Belgium	Renault Megane Trophy	-- 172 laps --		2:07.109	52	11	17:04:43

Class = SP2



Pos	Nbr	Name / Team name	Car	Gap	Diff	Fastest Lapttime	In	Pit Stops	Total time in Pit
1	123	Khaleji Motorsport	Ferrari 430GTC	-- 447 laps --		2:08.960	18	24	15:57:58
2	888	CR8 Project	Audi R8	-- 113 laps --		2:15.849	24	6	18:46:13

Fastest time : 2:01.925 in lap 16 by nbr. 2 : Konrad Motorsport (Porsche)

Publication-time

Timekeeping by : TimeService.nl

Results Laptimes : www.raceresults.nu

Clerk of the course	Steward	Timekeeper	
Martin van de Pavert		 H. Roelse - Timeservice	
Page 2 of 2	Results remain provisional pending technical examination and decisions from the stewards of the meeting		