

Result of EWC Qualification 2 - Group 1




Pos	Nr.	Name	Driver	Bike	Nat	Class	PIC	Laps	Fastest	in	Diff	Gap	Speed	2nd time	in
1	1	Suzuki Castrol Team	Vincent Philippe	Suzuki GSX-R 1000	FRA	SBK	1	13	1:32.858	12			155.0	1:34.090	5
2	71	Van Zon Honda	Michael Schulten	Honda CBR1000RR	BEL	SBK	2	12	1:34.479	10	1.621	1.621	152.3	1:34.604	6
3	38	Endurance Moto 38 Yamaha	Gregory Fastré	Yamaha YZF-R1	FRA	SBK	3	14	1:34.525	12	1.667	0.046	152.2	1:34.866	13
4	7	Yamaha Austria Racing Team	Igor Jerman	Yamaha YZF-R1	AUT	SBK	4	13	1:34.851	12	1.993	0.326	151.7	1:34.968	13
5	8	Bolliger Team Switzerland Kawasaki	David Morillon	Kawasaki ZX 10 R	SUI	SBK	5	16	1:34.942	15	2.084	0.091	151.6	1:35.216	4
6	99	Team Acropolis Zone Rouge Yamaha	Michel Nickmans	Yamaha R1	BEL	SBK	6	14	1:35.525	10	2.667	0.583	150.6	1:35.850	9
7	3	Yamaha Phase One Endurance	Warwick Nowland	Yamaha YZF-R1	GBR	SBK	7	17	1:36.126	17	3.268	0.601	149.7	1:36.221	15
8	100	Team Endurance Moto 45 Suzuki	David Brière	Suzuki GSXR1000	FRA	SST	1	15	1:36.475	15	3.617	0.349	149.2	1:36.709	7
9	12	Team Fagersjo-el Suzuki	Lars Carlbarck	Suzuki GSX-R 1000	SWE	SBK	8	15	1:36.645	14	3.787	0.170	148.9	1:37.141	6
10	666	Diablo 666 Bolliger Kawasaki	James Hutchins	Kawasaki ZX10R	GBR	SBK	9	15	1:37.331	2	4.473	0.686	147.8	1:37.343	4
11	16	Team Raffin Motos Kawasaki	Damien Chene	Kawasaki ZX10 R	FRA	SSP	1	14	1:37.342	13	4.484	0.011	147.8	1:37.624	11
12	2	Jadoul Motorsport	Jadoul Didier	Kawasaki ZX10	BEL	SSP	2	14	1:37.562	11	4.704	0.220	147.5	1:37.632	13
13	45	Metiss SLC Moto	Amaury Baratin	Metiss	FRA	OPEN	1	13	1:37.983	13	5.125	0.421	146.9	1:38.700	5
14	21	RMT # 21 Racing	Steve Mizera	Honda CBR 1000 RR	GER	SBK	10	14	1:38.032	14	5.174	0.049	146.8	1:38.337	12
15	28	Racing Dirk Van Mol	Sepp Vermonden	Suzuki GSX-R 1000	BEL	SSP	3	6	1:38.066	3	5.208	0.034	146.7	1:38.263	2
16	4	X-One Yamaha	Paolo Tessari	Yamaha YZF-R1	ITA	SBK	11	13	1:38.085	12	5.227	0.019	146.7	1:38.252	7
17	57	Team LTG # 57	Anthony Moreno	Yamaha R1	FRA	SST	2	10	1:38.148	9	5.290	0.063	146.6	1:38.391	6
18	90	US Team Runner Bike	Ivo Bellezza	Suzuki GSXR1000	ITA	SST	3	17	1:38.219	17	5.361	0.071	146.5	1:38.468	16
19	84	Heylen Racing Team	Denny Lannoo	Yamaha R1	BEL	SST	4	15	1:38.263	15	5.405	0.044	146.4	1:38.269	9
20	51	FABI corse	Marc Dos Santos	Suzuki GSXR1000	RSM	SSP	4	15	1:38.435	15	5.577	0.172	146.2	1:39.287	12
21	54	DRT - Vangysegem	David Drieghe	Honda CBR1000RR	FMB	SST	5	13	1:38.473	12	5.615	0.038	146.1	1:39.429	10
22	14	Maco Moto Racing Team Yamaha	Agoston Rosivall	Yamaha YZF-R1	SVK	SSP	5	16	1:38.799	16	5.941	0.326	145.6	1:39.064	6
23	26	Herman Verboven Racing	Dan Huylebroeck	Suzuki GSX-R 1000	BEL	SSP	6	13	1:38.884	2	6.026	0.085	145.5	1:38.992	3
24	37	VEKA - Bikeservice	Jo Huyskens	Yamaha YZF-R6	BEL	OPEN	2	13	1:38.940	5	6.082	0.056	145.4	1:39.079	7
25	61	Normand'urance Moto Champion	Cedric Louvel	Suzuki GSXR1000	FRA	SST	6	16	1:38.948	14	6.090	0.008	145.4	1:39.239	16
26	19	Team Classic Moto's	Michael Goffings	Suzuki GSX-R 1000 K&	BEL	SSP	7	12	1:39.075	3	6.217	0.127	145.2	1:39.618	2
27	6	Shell Endurance Team Yamaha	Damian Rowley	Yamaha YZF-R1	GBR	SBK	12	15	1:39.079	4	6.221	0.004	145.2	1:39.237	9

Classification Time (115% of 1:33.954) = 1:48.047

Publication-time

Timekeeping by : TimeService.nl

Results & Laptimes : www.raceresults.nu

	Race Director:	NC = Not classified. PIC = Position in class	Timekeeping :  H.Roelse - Time Service	
	Results remain provisional pending technical examination and decisions from the jury of the meeting			

Result of EWC Qualification 2 - Group 1




Pos	Nr.	Name	Driver	Bike	Nat	Class	PIC	Laps	Fastest	in	Diff	Gap	Speed	2nd time	in
28	35	Mississippi	Ciro Leone	Honda CBR 1000 RR	BEL	SSP	8	12	1:39.122	11	6.264	0.043	145.2	1:39.363	10
29	22	Motorsportschool Zolder	Jan Nicasi	Yamaha YZF-R1	BEL	SST	7	14	1:39.431	12	6.573	0.309	144.7	1:39.564	8
30	199	Team Acropolis Zone Rouge Yamaha	Nicolas Pirot	Yamaha R1	BEL	SSP	9	13	1:39.443	10	6.585	0.012	144.7	1:40.093	11
31	999	Redfox	Yves Bollaerts	Ducati 999	BEL	SBK	13	11	1:39.516	7	6.658	0.073	144.6	1:39.675	5
32	5	XZ Suzuki Racing Team	Mario van Vossel	Suzuki GSX-R 1000	BEL	SSP	10	15	1:39.577	5	6.719	0.061	144.5	1:40.227	12
33	30	Genous Team	Jean-Philippe Wouters	Suzuki GSX-R 1000	FRA	SSP	11	14	1:40.090	14	7.232	0.513	143.8	1:40.419	13
34	75	Team Eurosport Benelux	Fabian Le Grelle	Suzuki GSXR1000	BEL	SST	8	13	1:40.111	8	7.253	0.021	143.7	1:40.201	9
35	69	Serbian Actavis Team	Zeljko Stanicic	Suzuki GSXR1000	SCG	SST	9	12	1:40.130	8	7.272	0.019	143.7	1:40.317	9
36	134	Team ABG Performance	Christophe Alluard	Suzuki GSXR1000	FRA	SST	10	13	1:40.432	12	7.574	0.302	143.3	1:40.718	5
37	44	No Limits & RT Racing Team	Roberto Ruozi	Suzuki GSXR1000	ITA	SBK	14	5	1:40.630	4	7.772	0.198	143.0	1:41.062	3
38	9	SRU Racing Sangerhausen Suzuki	Marco Apel	Suzuki GSX-R 1000	GER	SSP	12	12	1:40.648	7	7.790	0.018	143.0	1:40.838	10
39	113	Ecurie Berga-Les Pistons Flingueurs	Marc Bertholet	Yamaha R1	FRA	SST	11	13	1:41.814	13	8.956	1.166	141.3	1:42.128	3
40	11	Primo Racing	Hans Westra	Suzuki GSX-R 1000	BEL	SBK	15	13	1:42.816	9	9.958	1.002	139.9	1:42.886	10
41	40	MMC - Endurance	Alain Raskin	Suzuki GSX-R 1000	BEL	SSP	13	6	1:44.199	4	11.341	1.383	138.1	1:44.628	5
42	171	RVC Endurance Racing Team	Mario De Coster	Aprilia RSV Mile	BEL	SBK	16	15	1:44.937	15	12.079	0.738	137.1	1:45.636	14
43	78	DB Racing 78	Philippe Druart	Yamaha R1	BEL	SSP	14	10	1:45.026	9	12.168	0.089	137.0	1:45.431	5
44	63	3H Hai Sider Racing	Stefan Heinrichs	Yamaha R1	GER	SSP	15	8	1:45.465	7	12.607	0.439	136.4	1:46.062	6
NC	15	Team Innodrom Racing Suzuki	Heinz Platadis	Suzuki GSX-R 1000	GER	SBK	17								

Classification Time (115% of 1:33.954) = 1:48.047

Publication-time

Timekeeping by : TimeService.nl

Results & Laptimes : www.raceresults.nu

	Race Director:	NC = Not classified. PIC = Position in class	Timekeeping :  H.Roelse - Time Service	
	Results remain provisional pending technical examination and decisions from the jury of the meeting			