

### Result of EWC Qualification 1 - Group 1




Pos	Nr.	Name	Driver	Bike	Nat	Class	PIC	Laps	Fastest	in	Diff	Gap	Speed	2nd time	in
1	1	Suzuki Castrol Team	Vincent Philippe	Suzuki GSX-R 1000	FRA	SBK	1	15	1:32.659	12			155.3	1:32.937	9
2	71	Van Zon Honda	Michael Schulten	Honda CBR1000RR	BEL	SBK	2	13	1:33.437	9	0.778	0.778	154.0	1:33.756	5
3	8	Bolliger Team Switzerland Kawasaki	David Mourillon	Kawasaki ZX 10 R	SUI	SBK	3	18	1:35.201	14	2.542	1.764	151.2	1:35.243	6
4	99	Team Acropolis Zone Rouge Yamaha	Michel Nickmans	Yamaha R1	BEL	SBK	4	14	1:35.383	11	2.724	0.182	150.9	1:36.160	6
5	7	Yamaha Austria Racing Team	Igor Jerman	Yamaha YZF-R1	AUT	SBK	5	13	1:35.533	12	2.874	0.150	150.6	1:35.898	13
6	38	Endurance Moto 38 Yamaha	Gregory Fastré	Yamaha YZF-R1	FRA	SBK	6	13	1:35.534	11	2.875	0.001	150.6	1:36.161	7
7	3	Yamaha Phase One Endurance	Warwick Nowland	Yamaha YZF-R1	GBR	SBK	7	17	1:35.837	14	3.178	0.303	150.1	1:36.179	12
8	28	Racing Dirk Van Mol	Sepp Vermonden	Suzuki GSX-R 1000	BEL	SSP	1	17	1:36.908	15	4.249	1.071	148.5	1:37.088	11
9	666	Diablo 666 Bolliger Kawasaki	James Hutchins	Kawasaki ZX10R	GBR	SBK	8	13	1:37.228	9	4.569	0.320	148.0	1:37.836	12
10	4	X-One Yamaha	Paolo Tessari	Yamaha YZF-R1	ITA	SBK	9	12	1:37.317	10	4.658	0.089	147.9	1:38.256	5
11	12	Team Fagersjo-el Suzuki	Lars Carlbarck	Suzuki GSX-R 1000	SWE	SBK	10	17	1:37.458	13	4.799	0.141	147.7	1:37.464	10
12	100	Team Endurance Moto 45 Suzuki	David Brière	Suzuki GSXR1000	FRA	SST	1	16	1:37.527	14	4.868	0.069	147.5	1:37.729	9
13	16	Team Raffin Motos Kawasaki	Damien Chene	Kawasaki ZX10 R	FRA	SSP	2	13	1:37.552	11	4.893	0.025	147.5	1:38.029	10
14	2	Jadoul Motorsport	Jadoul Didier	Kawasaki ZX10	BEL	SSP	3	14	1:37.612	13	4.953	0.060	147.4	1:37.951	12
15	19	Team Classic Moto's	Michael Goffinghs	Suzuki GSX-R 1000 K&	BEL	SSP	4	11	1:37.968	6	5.309	0.356	146.9	1:38.640	4
16	26	Herman Verboven Racing	Dan Huylebroeck	Suzuki GSX-R 1000	BEL	SSP	5	13	1:38.057	7	5.398	0.089	146.7	1:38.837	8
17	84	Heylen Racing Team	Denny Lannoo	Yamaha R1	BEL	SST	2	15	1:38.315	9	5.656	0.258	146.4	1:38.376	5
18	57	Team LTG # 57	Anthony Moreno	Yamaha R1	FRA	SST	3	15	1:38.383	10	5.724	0.068	146.3	1:38.792	14
19	45	Metiss SLC Moto	Amaury Baratin	Metiss	FRA	OPEN	1	14	1:38.416	11	5.757	0.033	146.2	1:38.689	12
20	90	US Team Runner Bike	Ivo Bellezza	Suzuki GSXR1000	ITA	SST	4	15	1:38.427	13	5.768	0.011	146.2	1:38.619	14
21	51	FABI corse	Marc Dos Santos	Suzuki GSXR1000	RSM	SSP	6	17	1:38.622	15	5.963	0.195	145.9	1:39.294	16
22	44	No Limits & RT Racing Team	Roberto Ruozi	Suzuki GSXR1000	ITA	SBK	11	16	1:38.642	15	5.983	0.020	145.9	1:38.824	9
23	21	RMT # 21 Racing	Steve Mizera	Honda CBR 1000 RR	GER	SBK	12	15	1:38.656	11	5.997	0.014	145.9	1:39.084	14
24	22	Motorsportschool Zolder	Jan Nicasi	Yamaha YZF-R1	BEL	SST	5	8	1:39.048	7	6.389	0.392	145.3	1:39.374	3
25	199	Team Acropolis Zone Rouge Yamaha	Nicolas Piroot	Yamaha R1	BEL	SSP	7	7	1:39.299	4	6.640	0.251	144.9	1:39.961	7
26	54	DRT - Vangysegem	David Drieghe	Honda CBR1000RR	FMB	SST	6	13	1:39.364	9	6.705	0.065	144.8	1:39.561	7
27	14	Maco Moto Racing Team Yamaha	Agoston Rosivall	Yamaha YZF-R1	SVK	SSP	8	11	1:39.373	10	6.714	0.009	144.8	1:39.618	9

Classification Time (115% of 1:33.766) = 1:47.831

Publication-time

Timekeeping by : TimeService.nl

Results & Laptimes : [www.raceresults.nu](http://www.raceresults.nu)

	Race Director:	NC = Not classified. PIC = Position in class	Timekeeping :  H.Roelse - Time Service	
	Results remain provisional pending technical examination and decisions from the jury of the meeting			

### Result of EWC Qualification 1 - Group 1




Pos	Nr.	Name	Driver	Bike	Nat	Class	PIC	Laps	Fastest	in	Diff	Gap	Speed	2nd time	in
28	9	SRU Racing Sangerhausen Suzuki	Marco Apel	Suzuki GSX-R 1000	GER	SSP	9	14	1:39.412	10	6.753	0.039	144.7	1:39.723	9
29	6	Shell Endurance Team Yamaha	Damian Rowley	Yamaha YZF-R1	GBR	SBK	13	15	1:39.625	13	6.966	0.213	144.4	1:39.756	8
30	37	VEKA - Bikeservice	Jo Huyskens	Yamaha YZF-R6	BEL	OPEN	2	12	1:39.968	9	7.309	0.343	143.9	1:40.290	10
31	999	Redfox	Yves Bollaerts	Ducati 999	BEL	SBK	14	12	1:39.993	9	7.334	0.025	143.9	1:41.894	8
32	75	Team Eurosport Benelux	Fabian Le Grelle	Suzuki GSXR1000	BEL	SST	7	14	1:40.033	14	7.374	0.040	143.8	1:40.550	7
33	35	Mississippi	Ciro Leone	Honda CBR 1000 RR	BEL	SSP	10	14	1:40.104	7	7.445	0.071	143.7	1:40.297	6
34	5	XZ Suzuki Racing Team	Mario van Vossel	Suzuki GSX-R 1000	BEL	SSP	11	12	1:40.150	6	7.491	0.046	143.7	1:41.063	5
35	61	Normand'urance Moto Champion	Cedric Louvel	Suzuki GSXR1000	FRA	SST	8	15	1:40.368	7	7.709	0.218	143.4	1:40.718	8
36	134	Team ABG Performance	Christophe Alluard	Suzuki GSXR1000	FRA	SST	9	15	1:41.479	15	8.820	1.111	141.8	1:41.507	14
37	113	Ecurie Berga-Les Pistons Flingueurs	Marc Bertholet	Yamaha R1	FRA	SST	10	13	1:41.676	6	9.017	0.197	141.5	1:41.732	10
38	40	MMC - Endurance	Alain Raskin	Suzuki GSX-R 1000	BEL	SSP	12	16	1:41.737	14	9.078	0.061	141.4	1:42.274	15
39	30	Genous Team	Jean-Philippe Wouters	Suzuki GSX-R 1000	FRA	SSP	13	15	1:42.035	14	9.376	0.298	141.0	1:42.671	12
40	69	Serbian Actavis Team	Zeljko Stanicic	Suzuki GSXR1000	SCG	SST	11	15	1:42.094	12	9.435	0.059	140.9	1:42.108	14
41	11	Primo Racing	Hans Westra	Suzuki GSX-R 1000	BEL	SBK	15	15	1:42.289	12	9.630	0.195	140.7	1:42.933	13
42	78	DB Racing 78	Philippe Druart	Yamaha R1	BEL	SSP	14	13	1:43.471	7	10.812	1.182	139.1	1:44.283	6
43	63	3H Hai Sider Racing	Stefan Heinrichs	Yamaha R1	GER	SSP	15	11	1:44.193	10	11.534	0.722	138.1	1:44.775	7
44	171	RVC Endurance Racing Team	Mario De Coster	Aprilia RSV Mile	BEL	SBK	16	11	1:45.193	9	12.534	1.000	136.8	1:45.424	6
NC	15	Team Innodrom Racing Suzuki	Heinz Platadis	Suzuki GSX-R 1000	GER	SBK	17								

Classification Time (115% of 1:33.766) = 1:47.831

Publication-time

Timekeeping by : TimeService.nl

Results & Laptimes : [www.raceresults.nu](http://www.raceresults.nu)

	Race Director:	NC = Not classified. PIC = Position in class	Timekeeping :  H.Roelse - Time Service	
	Results remain provisional pending technical examination and decisions from the jury of the meeting			