

Class : A1

Pos	Nr.	Teamname	Car	Class	Fastest	In	Diff	2nd time	in
1	76	Leipert Motorsport	Ford Puma	A1	2:32.688	52		2:34.368	49
2	71	Pro Racing GBR	Ford Puma 1.6 RS	A1	2:32.818	44	0.130	2:34.192	40
3	73	Team Mirage Australian 1	Mitsubishi Mirage RS	A1	2:35.888	46	3.200	2:37.415	45
4	75	Team Mirage Australian 3	Mitsubishi Mirage RS	A1	2:36.474	24	3.786	2:37.152	29
5	74	Team Mirage Australian 2	Mitsubishi Mirage RS	A1	2:42.793	24	10.105	2:43.293	3
6	72	Tschornia Motorsport	Suzuki Swift GTR	A1	2:45.113	32	12.425	2:46.011	31

Class : A2





Pos	Nr.	Teamname	Car	Class	Fastest	In	Diff	2nd time	in
1	61	Schubert Motors 2	BMW E46 320i S2000	A2	2:14.753	18		2:15.448	14
2	60	Schubert Motors 1	BMW E46 320i S2000	A2	2:17.876	36	3.123	2:18.047	31
3	59	H&R / VW Team Austria	VW Golf IV	A2	2:25.363	21	10.610	2:26.213	23
4	53	Maeder Motorsport GMBH	Honda S2000	A2	2:26.450	54	11.697	2:26.793	41
5	52	Martin Tschornia Motorsport	Renault Clio Cup RS	A2	2:28.144	23	13.391	2:29.709	22
6	65	Orbit Autosport 2	Renault Clio	A2	2:28.471	50	13.718	2:29.509	49
7	57	US Carworld	Renault Clio Cup RS	A2	2:29.020	54	14.267	2:30.088	49
8	56	Ahlden Motorsport	Renault Clio 2.0 RS	A2	2:29.993	17	15.240	2:30.889	12
9	58	A en J Racing	Renault Clio Cup RS	A2	2:30.607	30	15.854	2:31.356	28
10	6	TLC Marketing & Promotions	Renault Clio RS	A2	2:30.780	61	16.027	2:31.975	58
11	63	Match Racing Clio	Renault Clio RS	A2	2:31.393	7	16.640	2:32.207	8
12	51	Paragon AG	Ford Fiesta	A2	2:32.797	35	18.044	2:37.263	31
13	42	Realizer Team	Mazda RX8	A2	2:35.379	43	20.626	2:37.280	12
14	5	Motor Works	VW Golf GTI cup car	A2	2:37.572	27	22.819	2:41.439	26
15	64	Damax	Honda Intregra	A2	2:38.568	40	23.815	2:39.053	33
16	54	Chams 24H Oscherleben 04	BMW 318i	A2	2:43.501	53	28.748	2:43.527	55

Class : A4

Pos	Nr.	Teamname	Car	Class	Fastest	In	Diff	2nd time	in
1	44	Valerio Leone Racing & Classic	BMW M3 E36	A4	2:24.301	7		2:26.211	33
2	43	Matador Rennsport Team 1	BMW M3 E36	A4	2:25.850	52	1.549	2:26.280	25
3	45	Team German Wheels.com	BMW M3	A4	2:27.745	28	3.444	2:28.840	46
4	55	Motors Television	BMW Compact GTR	A4	2:30.814	13	6.513	2:31.945	12
5	41	Braspenning Racing	BMW E46	A4	2:42.085	25	17.784	2:44.174	15

Class : A5

Pos	Nr.	Teamname	Car	Class	Fastest	In	Diff	2nd time	in
1	31	Duller Motorsport 1	BMW M3 E46	A5	2:11.863	26		2:13.070	24
2	32	Duller Motorsport 2	BMW M3 E46	A5	2:14.481	28	2.618	2:18.428	29
3	30	Drexler Motorsport	BMW M3 E46	A5	2:14.986	33	3.123	2:15.170	31
4	33	MAX Team SRL	BMW M3	A5	2:15.727	8	3.864	2:15.744	9
5	29	Marcos Racing International	BMW M3 E46	A5	2:17.035	58	5.172	2:18.516	54
6	23	Moore Int. Motorsport	BMW E46 GTR	A5	2:17.041	10	5.178	2:18.065	11
7	21	Tischner Motorsport	BMW M3 E46	A5	2:19.172	27	7.309	2:20.196	26
8	25	Musch Motorsport	BMW M3 E46	A5	2:19.765	40	7.902	2:20.315	10
9	36	K&K Racing	BMW E36 M3 GTR	A5	2:22.912	39	11.049	2:26.127	40
10	24	Charlet Racing Monaco	BMW M3 E46	A5	2:29.036	30	17.173	2:29.768	31
11	35	X Racing	Subaru WRX turbo	A5	2:34.122	2	22.259		
12	62	New Beetle Racing	VW New Beetle	A5	2:44.402	42	32.539	2:46.283	41

				Publication-time			
Race Director: Martin van de Pavert		Steward :		TimeKeeper:  Harald Roelse			
Page 1 of 2		Fastest lap: 2:11.863 in lap 26 by nbr. 31 : Duller Motorsport 1 (BMW)					

Class : A6

Pos	Nr.	Teamname	Car	Class	Fastest	In	Diff	2nd time	in
1	26	Lammertink	Porsche GT3	A6	2:14.863	7		2:16.666	2
2	8	Speed Lover	Porsche 996 GT3	A6	2:15.196	56	0.333	2:15.625	55
3	4	CM Creativ Marketing	Porsche 966 GT3 Cup	A6	2:15.924	64	1.061	2:17.257	62
4	12	Hubert Bergh Motorsport	Porsche 996 GT3	A6	2:16.409	33	1.546	2:17.245	4
5	10	Maddox Racing	Porsche 996 GT3	A6	2:18.066	11	3.203	2:18.255	12
6	1	AC Bratislava	Porsche GT3	A6	2:18.514	30	3.651	2:18.611	35
7	7	CC Car Collection	Porsche 911 GT3	A6	2:19.054	6	4.191	2:25.343	22
8	15	GPR Racing	Porsche 996 GT3 RS	A6	2:19.859	7	4.996	2:20.173	4
9	11	First Motorsport	Porsche 996 Supercup	A6	2:20.301	54	5.438	2:21.945	52
10	2	Eigner Oktanas	Porsche 966 GT3	A6	2:22.849	24	7.986	2:24.981	36

Class : D1

Pos	Nr.	Teamname	Car	Class	Fastest	In	Diff	2nd time	in
1	97	Schubert Motors 3	BMW 120d	D1	2:24.114	45		2:24.154	9
2	96	Maxicars	Seat Leon 1.9 TDI	D1	2:32.695	24	8.581	2:36.177	9
3	86	Auto Traa-Flexipool Racing	Seat Leon 1.9 TDI	D1	2:33.375	45	9.261	2:33.950	43
4	94	H&R Spezialfedern	VW Touran 2.0 TDI	D1	2:33.787	25	9.673	2:34.668	16
5	91	Orbit Autosport 1	Seat Ibiza 1.9 TDI Cupra	D1	2:35.402	46	11.288	2:35.790	53
6	85	Sagarage Motorsport	Alfa 147 JTD	D1	2:35.456	46	11.342	2:35.635	47
7	98	Altenburger Destillerie 2	Alfa Romeo GT	D1	2:35.578	37	11.464	2:35.721	13
8	92	Schumann Motorsport	Alfa Romeo 147 JTD	D1	2:35.925	8	11.811	2:36.069	5
9	84	Martin Tschornia Motorsport	Alfa 147 JTD cup	D1	2:36.043	14	11.929	2:36.523	13
10	93	RSR Motorsport	VW Golf VR-TDI	D1	2:38.052	33	13.938	2:39.739	34
11	88	Hartge Holland	Seat Ibiza 1.9 TDI	D1	2:39.252	52	15.138	2:40.388	51
12	87	Match Racing Cupra	Seat Leon 1.9 TDI Cupra	D1	2:39.440	14	15.326	2:39.829	13
13	82	Fia Racing	Seat Ibiza 1.9 TDI	D1	2:40.911	36	16.797	2:40.976	34
14	90	Bas Koeten Racing	Seat Ibiza 1.9 TDI	D1	2:45.802	45	21.688	2:46.420	48
15	83	Brunswick Automotive	Alfa 147 JTD	D1	2:46.456	21	22.342	2:49.924	29
16	89	JABE Racing Team	Seat Ibiza 1.9 TDI	D1	2:48.807	9	24.693	2:49.990	8

Class : D2

Pos	Nr.	Teamname	Car	Class	Fastest	In	Diff	2nd time	in
1	81	Altenburger Destillerie	Alfa 147 JTD	D2	2:25.789	29		2:27.161	30

				Publication-time		
Race Director: Martin van de Pavert		Steward :		TimeKeeper: Harald Roelse		
Page 2 of 2		Fastest lap: 2:11.863 in lap 26 by nbr. 31 : Duller Motorsport 1 (BMW)				