

**Intermediate result of the BEC Race**
**Race-time = 6:00:00**
**Class = E1**

Pos	Nbr.	Name / Teamname	Car	diff	gap	race-time	avg. speed	fastest laptime	in	pit stops	total time in pit
1	10	Raus-Raus-Van Rompuy	Porsche 996 GT3	-- 182 laps --		5:59:13.336	117.4	1:44.343	139	3	0:04:17
2	2	Gevers-Tavernier-Van Nyen	Porsche 996	-- 177 laps --	8:57.624	5:58:50.441	114.3	1:39.771	137	7	0:07:01
3	63	Scheers-Vandenbossche	Porsche 993 RSR	-- 166 laps --	24:38.488	5:59:26.901	107.1	1:54.696	114	3	0:08:14
4	5	Van Audenhove-Clocheret	Porsche 996 Supercup	-- 164 laps --	3:29.316	5:58:19.651	106.1	1:48.096	102	4	0:24:23
5	6	Van Roij-Poncelet-Nelissen-Grade	Porsche 996 GT3 Cup	-- 155 laps --	18:23.000	5:59:10.725	100.0	1:44.123	129	3	0:56:55
6	9	Van Beurden-Hagen-De Coster	Porsche 996 GT3	-- 125 laps --		4:52:13.292	99.1	1:44.370	121	4	0:04:47
7	4	Goegebuer-Van Elslander-Jacobs	Porsche 996 GT3 Cup	-- 58 laps --	1:29.932	1:59:25.127	112.5	1:52.163	17	1	0:03:09
RET	8	Corbiau-Vanderhaeghe-Van Hooydonk	Porsche 996 GT3			1:41:46.045	70.6			2	0:37:01

**Class = E2**



Pos	Nbr.	Name / Teamname	Car	diff	gap	race-time	avg. speed	fastest laptime	in	pit stops	total time in pit
1	21	Brinkmann-Jakobs-Van Elderen-Buytaert	BMW M3	-- 177 laps --		5:59:19.608	114.2	1:47.054	143	3	0:05:11
2	24	Pampel-Van der Valk-Joosen	BMW M3 GTR	-- 176 laps --		5:55:58.426	114.5	1:44.152	157	3	0:07:58
3	43	Cuyvers-Peeters-Jennen-Lagrange	BMW M3 E36		3:28.574	5:59:27.000	113.4	1:51.385	100	5	0:07:00
4	23	De Bakker-Schulpe-Vanhamme	BMW M3 E36	-- 174 laps --	2:08.247	5:57:42.480	112.7	1:44.969	132	4	0:06:28
5	32	Qvick-Jonckheere-Reynaert	BMW 325i FTC	-- 168 laps --	13:16.362	5:58:32.864	108.6	1:49.971	139	5	0:14:51
6	33	Beyers-Deckers-Dillen-Van de Water	BMW M3	-- 161 laps --	20:27.960	5:59:13.667	103.9	1:51.901	109	6	0:18:37
7	22	Werckx-Werckx-Goossens	BMW M3 E36	-- 159 laps --		5:33:55.812	110.3	1:44.236	153	5	0:05:24
8	26	Vanmanshoven-Cassiers-Van Samang	BMW Compact	-- 146 laps --	50:58.446	5:58:16.246	94.4	1:49.685	108	7	0:50:40

**Class = E4**

Pos	Nbr.	Name / Teamname	Car	diff	gap	race-time	avg. speed	fastest laptime	in	pit stops	total time in pit
1	41	Servranckx-Michiels-Crabbe-Schmook	Renault Clio	-- 175 laps --		5:59:30.929	112.8	1:50.003	150	4	0:04:07
2	42	Van den Broeck-Bovy-Voet	Renault Clio	-- 171 laps --	6:48.207	5:58:24.054	110.6	1:51.914	143	3	0:06:24
3	54	Daerden-De Beil-Robben-Bruynoghe	Honda Civic	-- 162 laps --	17:32.423	5:58:21.247	104.8	1:56.255	127	4	0:07:20
4	49	Verbesselt-Thielemans-Galoppin-Dewit	Ford Fiesta	-- 145 laps --	37:36.388	5:59:33.607	93.5	1:57.844	122	8	0:33:32
5	46	Van Sprundel-Frans-Herbots	Audi TT	-- 122 laps --	49:27.156	5:59:49.917	78.6	1:54.896	98	11	1:33:11
6	52	Bessems-Stevens-Gelebart	Toyota Yaris	-- 58 laps --	47:08.208	3:56:29.940	56.9	2:06.290	52	7	0:57:30

**Class = E4B**

Pos	Nbr.	Name / Teamname	Car	diff	gap	race-time	avg. speed	fastest laptime	in	pit stops	total time in pit
1	47	Van de Plas-Lumbeek-Heyman	Mini Cooper S	-- 162 laps --		5:59:41.028	104.3	1:49.782	133	4	0:26:34
2	44	Van de Parre-Daelman-Hopmans-Horemans	Mini Cooper S	-- 118 laps --		4:30:12.318	101.3	2:03.198	65	5	0:08:04

Race Director:	Steward :	TimeKeeper:	Publication-time	
Walter Stalmans		 H.Roelse - TimeService		
Page 1 of 2	Fastest lap: 1:39.771 in lap 137 by nbr. 2 : Gevers-Tavernier-Van Nyen (Porsche)		Results and Laptimes : <a href="http://www.raceresults.nu">www.raceresults.nu</a>	



Intermediate result of the BEC Race



Race-time = 6:00:00

Class = E6

Pos	Nbr.	Name / Teamname	Car	diff	gap	race-time	avg. speed	fastest laptime	in	pit stops	total time in pit
1	79	Heyer-De Coster-Broodcooren	Porsche 996 Cup GT3	-- 181 laps --		5:58:22.116	117.0	1:41.615	140	5	0:04:58
2	72	Bader-Rosoux-Galand	Renault Clio RS	-- 178 laps --	6:51.433	5:59:32.345	114.7	1:48.195	141	2	0:06:40
3	67	Vetters-Jeuris	Porsche 996	-- 175 laps --	7:16.942	5:59:33.117	112.7	1:41.866	139	4	0:23:24
4	82	Kuus-Bouillon-Ubeda	Renault Clio	-- 171 laps --	6:42.673	5:59:06.916	110.4	1:55.647	76	2	0:03:54
5	74	De Groot-Decooman	Porsche 993	-- 167 laps --	7:49.694	5:58:48.372	107.9	1:47.475	96	5	0:14:59
6	98	Brugma-Morlet-Weinberg	Renault Clio	-- 165 laps --	7:44.160	5:57:57.663	106.8	1:51.146	123	5	0:11:08
7	65	Lamster-Neyens-Munten	VW Golf 5	-- 163 laps --	5:24.301	5:58:59.523	105.2	1:58.579	127	2	0:04:25
8	78	Petroons-Renmans-Spiegeleer	BMW E36 325i	-- 162 laps --	2:29.579	5:59:16.356	104.5	1:54.741	123	5	0:16:07
9	69	Boelen-Boelen-Beliën-Beliën	BMW M3 E36	-- 159 laps --	5:01.685	5:58:02.039	102.9	1:52.319	148	4	0:24:21
10	75	Bouvy-Grisar-De Lastre	Mini Cooper S		39.794	5:58:41.833	102.7	1:54.430	104	6	0:19:55
11	60	Guelinckx-Verhulst-Meys	BMW E36 Compact	-- 158 laps --	1:52.951	5:58:26.098	102.2	1:59.054	139	4	0:07:55
12	76	Declerck-Declerck-De Vos	VW Golf III	-- 155 laps --	9:39.657	5:58:40.222	100.2	1:52.393	115	7	0:28:21
13	77	De Hoen-Schaede-Servais-Kopp	Renault Clio 2.0 RS	-- 153 laps --		5:26:35.486	108.6	1:53.174	136	2	0:04:19
14	66	Struyf-Bosmans-Cederholm	Lotus Elise	-- 143 laps --	50:52.892	5:58:18.456	92.5	1:50.545	121	7	0:44:05
15	80	De Bruyn-Blondeel-Beaudoux	Toyota Corolla	-- 138 laps --		5:15:11.820	101.6	1:57.349	125	5	0:14:58
16	68	Jordens-Weyens-Coninx	Ford Mondeo	-- 136 laps --	48:24.094	5:59:03.699	87.8	1:56.098	86	7	0:35:57
RET	81	Van Pamel-Lescrauwaet-Steylaerts	Peugeot 106			4:54:12.424	94.6			3	0:05:24
RET	1	Steegmans-Van Delm-Schreurs	Porsche 911			3:28:36.218	116.6			2	0:01:17
RET	70	Schrauwen-Schrauwen-Ceusters	Porsche 911			1:59:15.394	106.9			1	0:11:07

Race Director:	Steward :	TimeKeeper:	Publication-time	
Walter Stalmans		 H.Roelse - TimeService		
Page 2 of 2	Fastest lap: 1:39.771 in lap 137 by nbr. 2 : Gevers-Tavernier-Van Nyen (Porsche)		Results and Laptimes : <a href="http://www.raceresults.nu">www.raceresults.nu</a>	