



Porsche Mobil 1 Supercup Trackdays

PSC

23 - 24 June 2020

Laps and Sector Times - Wednesday Morning Session

Red Bull Ring - 4318 mtr.

1 Jaxon Evans (NZL)																			
lap	Sect-1	Speed	Sect-2	Speed	Sect-3	Speed	TopSpeed	laptime	pit	lap	Sect-1	Speed	Sect-2	Speed	Sect-3	Speed	Topspeed	laptime	pit
1	Pit Out	247.2	49.612	285.0	33.871	147.2		1:57.100		25	Pit Out	315.5	41.513	315.8	28.006	152.6		6:31.926	
2	23.419	354.9	41.446	301.7	28.723	152.0		1:33.588		26	22.703	365.3	40.380	322.4	28.151	152.0		1:31.234	
3	23.039	362.0	1:33.148	285.7	30.272	151.7		2:26.459		27	22.690	363.6	40.298	325.3	28.052	152.9		1:31.040	
4	22.941	361.2	44.328	238.4	Pit In			1:49.908		28	22.577	366.1	40.326	320.5	28.522	152.3		1:31.425	
5	Pit Out	308.3	43.089	307.7	29.002	150.6		17:35.878		29	22.663	<u>366.9</u>	40.412	326.3	28.071	152.9		1:31.146	
6	23.068	360.4	40.664	314.0	28.404	152.0		1:32.136		30	22.758	365.3	40.423	328.3	28.087	152.6		1:31.268	
7	22.850	362.8	40.559	316.7	28.111	152.6		1:31.520		31	22.887	364.4	40.539	320.5	Pit In			1:37.392	
8	22.763	364.4	40.330	320.5	28.080	152.9		1:31.173		32	Pit Out	243.1	52.628	252.3	32.200	148.9		32:41.116	
9	22.700	365.3	41.378	319.5	Pit In			1:37.957		33	23.830	323.7	43.459	299.2	28.376	153.2		1:35.665	
10	Pit Out	250.3	51.928	238.4	31.339	148.3		5:05.788		34	22.635	364.4	40.144	326.3	<u>27.743</u>	152.9		1:30.522	
11	24.529	307.7	44.172	279.8	30.221	150.3		1:38.922		35	22.541	363.6	40.052	<u>330.3</u>	<u>27.827</u>	153.5		1:30.420	
12	23.117	359.6	41.441	314.0	28.505	151.7		1:33.063		36	22.520	<u>366.9</u>	<u>39.917</u>	324.3	28.095	152.9		1:30.532	
13	22.894	362.8	40.536	317.6	28.174	152.3		1:31.604		37	22.517	366.1	39.945	329.3	28.130	153.8		1:30.592	
14	22.728	365.3	40.316	321.4	27.954	153.5		1:30.998		38	25.215	303.1	41.912	312.1	Pit In			1:40.725	
15	22.555	365.3	40.380	320.5	33.373	152.6		1:36.308		39	Pit Out	318.6	44.461	277.6	29.122	151.4		9:53.025	
16	22.684	365.3	40.230	326.3	28.000	152.9		1:30.914		40	22.748	362.8	40.453	320.5	27.923	152.6		1:31.124	
17	24.807	334.4	44.420	310.3	Pit In			1:43.706		41	22.608	365.3	1:02.235	234.8	Pit In			2:13.461	
18	Pit Out	278.2	44.469	304.2	28.577	151.7		29:04.635		42	Pit Out	209.8	44.150	313.0	29.333	152.3		6:41.873	
19	22.987	360.4	40.725	315.8	28.157	152.6		1:38.869		43	22.657	364.4	40.327	316.7	27.966	153.5		1:30.950	
20	22.830	360.4	40.460	321.4	28.124	153.2		1:31.414		44	<u>22.511</u>	364.4	40.311	329.3	29.063	<u>154.1</u>		1:31.885	
21	22.749	361.2	40.282	328.3	28.059	152.9		1:31.090		45	22.611	364.4	40.044	328.3	28.061	152.9		1:30.716	
22	22.584	364.4	50.929	236.8	30.995	152.6		1:44.508		46	22.596	364.4	40.234	329.3	28.033	153.5		1:30.863	
23	22.698	362.8	40.537	324.3	28.094	153.5		1:31.329		47	22.656	364.4	40.181	326.3	28.003	152.0		1:30.840	
24	22.778	363.6	40.575	314.9	Pit In			1:37.503		48	23.983	317.4	40.703	315.8	Pit In			1:38.584	

2 Dylan Pereira (LUX)																			
lap	Sect-1	Speed	Sect-2	Speed	Sect-3	Speed	TopSpeed	laptime	pit	lap	Sect-1	Speed	Sect-2	Speed	Sect-3	Speed	Topspeed	laptime	pit
1	Pit Out	259.5	48.552	258.4	Pit In			1:55.806		25	22.750	359.6	40.179	322.4	27.874	151.7		1:30.803	
2	Pit Out	313.7	46.096	262.8	31.305	149.4		3:34.049		26	22.681	358.8	40.978	315.8	Pit In			1:39.594	
3	23.193	354.9	41.191	317.6	Pit In			1:43.702		27	Pit Out	325.7	42.037	308.6	28.882	149.4		3:35.298	
4	Pit Out	348.8	41.752	312.1	28.586	149.2		18:41.495		28	23.007	359.6	41.625	305.9	29.234	152.3		1:33.866	
5	23.164	357.2	40.813	320.5	28.534	150.0		1:32.511		29	22.725	360.4	40.180	<u>326.3</u>	27.887	152.3		1:30.792	
6	23.077	358.8	40.634	325.3	28.396	150.6		1:32.107		30	22.732	358.8	<u>40.067</u>	<u>322.4</u>	<u>27.756</u>	152.0		<u>1:30.555</u>	
7	23.011	361.2	40.651	322.4	28.367	151.1		1:32.029		31	<u>22.677</u>	362.0	40.086	318.6	27.929	151.1		1:30.692	
8	22.915	360.4	40.463	321.4	28.268	151.1		1:31.646		32	22.752	357.2	40.867	310.3	Pit In			1:39.543	
9	22.964	361.2	40.601	<u>326.3</u>	Pit In			1:39.384		33	Pit Out	316.1	41.512	318.6	29.164	150.9		23:51.818	
10	Pit Out	350.3	41.407	308.6	30.754	150.3		11:00.539		34	22.866	359.6	40.778	319.5	28.094	151.1		1:31.738	
11	23.077	359.6	40.688	<u>326.3</u>	28.425	151.1		1:32.190		35	22.813	359.6	40.238	320.5	28.032	151.1		1:31.083	
12	22.955	360.4	40.725	320.5	28.281	151.4		1:31.961		36	22.813	360.4	40.195	325.3	28.018	151.1		1:31.026	
13	22.889	361.2	40.739	297.5	Pit In			1:38.897		37	22.707	<u>363.6</u>	40.466	325.3	28.473	152.0		1:31.646	
14	Pit Out	349.5	41.289	315.8	28.472	151.1		8:33.700		38	23.776	357.2	40.697	316.7	28.181	151.4		1:32.654	
15	23.039	357.2	40.733	320.5	28.392	150.6		1:32.164		39	22.889	361.2	40.321	323.4	Pit In			1:39.121	
16	23.261	323.7	44.628	225.0	Pit In			1:53.234		40	Pit Out	354.1	40.737	309.5	31.491	151.4		15:19.987	
17	Pit Out	278.2	49.916	284.2	30.922	148.3		16:29.984		41	22.822	360.4	40.711	319.5	28.242	151.1		1:31.775	
18	24.609	315.5	43.741	291.9	30.001	<u>152.6</u>		1:38.351		42	22.781	362.8	40.328	<u>326.3</u>	28.040	152.3		1:31.149	
19	22.840	357.2	40.357	319.5	28.201	<u>152.6</u>		1:31.398		43	22.756	<u>363.6</u>	40.830	321.4	28.191	152.0		1:31.777	
20	22.802	359.6	40.147	320.5	27.778	<u>152.6</u>		1:30.727		44	22.747	361.2	40.313	321.4	28.294	152.0		1:31.354	
21	22.681	359.6	40.118	321.4	28.032	150.9		1:30.831		45	22.745	362.8	40.242	322.4	28.264	151.7		1:31.251	
22	22.763	361.2	40.125	324.3	Pit In			1:39.100		46	22.737	362.8	40.448	320.5	28.325	152.0		1:31.510	
23	Pit Out	345.8	40.833	314.9	28.099	150.9		14:09.945		47	22.729	362.8	40.518	317.6	Pit In			1:41.365	
24	22.828	358.8	40.384	321.4	28.016	152.0		1:31.228		48									

3 Leon Köhler (DEU)																			
lap	Sect-1	Speed	Sect-2	Speed	Sect-3	Speed	TopSpeed	laptime	pit	lap	Sect-1	Speed	Sect-2	Speed	Sect-3	Speed	Topspeed	laptime	pit
1	Pit Out	257.4	45.440	300.8	34.083	115.5		1:46.618		11	22.828	362.0	40.215	319.5	28.126	<u>153.2</u>		1:31.169	
2	27.326	258.7	50.859	269.3	Pit In			2:03.933		12	22.769	361.2						1:50:49.405	
3	Pit Out	311.9	42.520	305.1	29.147	150.0		16:45.607		13	Pit Out	306.0	42.391	313.0	29.604	150.9		10:56.505	
4	23.039	359.6	40.615	321.4	28.273	151.7		1:31.927		14	22.892	359.6	40.591	316.7	28.215	152.0		1:31.698	
5	22.990	360.4	40.332	317.6	28.088	152.0		1:31.410		15	22.737	362.0	40.393	321.4	28.081	152.3		1:31.211	
6	22.746	362.8	40.293	320.5	28.107	152.3		1:31.146		16	22.731	360.4	40.268	319.5	28.142	150.9		1:31.141	
7	<u>22.681</u>	362.8	40.260	315.8	28.153	152.0		1:31.094		17	23.762	314.9	40.575	<u>323.4</u>	28.140	152.9		1:32.477	
8	22.798	362.0	40.265	316.7	Pit In			1:36.915		18	22.722	<u>363.6</u>	40.237	<u>323.4</u>	28.048	152.6		1:31.007	
9	Pit Out	310.1	44.474	304.2	28.724	151.4		6:25.324		19	22.687	361.2	40.206	319.5	<u>28.034</u>	151.4		<u>1:30.927</u>	
10	22.914	361.2	41.106	310.3	29.622	152.0		1:33.642		20	22.819	360.4	<u>40.176</u>	318.6	Pit In			1:41.166	





Porsche Mobil 1 Supercup Trackdays

PSC

23 - 24 June 2020

Laps and Sector Times - Wednesday Morning Session

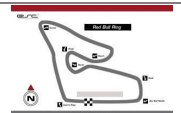
Red Bull Ring - 4318 mtr.

4 Jean Baptiste Simmenauer (FRA)																			
lap	Sect-1	Speed	Sect-2	Speed	Sect-3	Speed	TopSpeed	laptime	pit	lap	Sect-1	Speed	Sect-2	Speed	Sect-3	Speed	Topspeed	laptime	pit
1	Pit Out	251.8	46.993	291.9	29.962	150.0		1:48.636		12	22.831	361.2	42.211	300.0	28.668	151.4		1:33.710	
2	23.187	359.6	45.988	297.5	29.092	151.1		1:38.267		13	22.731	363.6	40.525	322.4	28.209	151.7		1:31.465	
3	23.019	361.2	40.938	318.6	28.616	151.4		1:32.573		14	22.629	364.4	40.285	<u>328.3</u>	28.203	<u>152.6</u>		1:31.117	
4	22.961	361.2	40.631	324.3	9:46.251			10:49.843		15	22.649	364.4	40.559	324.3	28.044	151.4		1:31.252	
5								1:36:21.523		16	22.656	364.4	40.274	323.4	28.137	<u>152.6</u>		1:31.067	
6	Pit Out	313.1	46.679	283.5	31.045	149.2		2:38.564		17	22.628	<u>365.3</u>	<u>40.221</u>	327.3	28.152	152.3		1:31.001	
7	23.124	358.8	41.864	305.1	28.810	150.9		1:33.798		18	22.903	362.8	<u>40.406</u>	318.6	Pit In			1:38.646	
8	22.968	360.4	40.748	321.4	28.413	151.1		1:32.129		19	Pit Out	274.9	46.201	288.0	30.905	145.3		11:07.766	
9	22.843	362.8	40.936	326.3	28.267	152.0		1:32.046		20	23.768	350.3	41.301	311.2	28.388	151.1		1:33.457	
10	23.432	269.0	48.242	270.0	Pit In			1:57.862		21	22.726	363.6	40.222	323.4	<u>27.957</u>	151.4		<u>1:30.905</u>	
11	Pit Out	285.0	47.281	307.7	29.140	150.9		7:49.585		22									

5 Jaap van Lagen (NLD)																			
lap	Sect-1	Speed	Sect-2	Speed	Sect-3	Speed	TopSpeed	laptime	pit	lap	Sect-1	Speed	Sect-2	Speed	Sect-3	Speed	Topspeed	laptime	pit
1	Pit Out	304.3	43.517	308.6	29.365	148.3		1:39.203		22	22.612	360.4	40.620	312.1	28.269	151.1		1:31.501	
2	24.117	324.4	42.351	311.2	28.688	150.6		1:35.156		23	22.801	358.8	40.687	310.3	Pit In			1:39.020	
3	23.237	273.5	47.203	282.0	Pit In			1:48.847		24	Pit Out	208.5	47.885	300.0	28.797	149.4		32:16.814	
4	Pit Out	321.8	45.486	300.8	29.118	150.0		20:49.185		25	22.869	358.8	40.981	311.2	28.469	150.0		1:32.319	
5	23.066	361.2	41.568	300.8	28.706	150.3		1:33.340		26	22.760	359.6	40.453	317.6	28.459	150.0		1:31.672	
6	22.827	359.6	40.673	322.4	28.404	150.9		1:31.904		27	22.756	359.6	40.514	322.4	28.411	150.0		1:31.681	
7	22.949	360.4	40.872	327.3	28.425	151.7		1:32.246		28	22.770	360.4	41.379	308.6	28.411	149.7		1:32.560	
8	23.251	359.6	41.096	316.7	Pit In			1:40.407		29	22.695	361.2	40.621	318.6	28.748	150.9		1:32.064	
9	Pit Out	295.4	51.369	311.2	29.101	148.3		8:13.002		30	22.694	360.4	40.571	314.9	Pit In			1:39.451	
10	23.316	354.1	41.118	314.9	28.433	150.6		1:32.867		31	Pit Out	352.6	40.813	316.7	28.343	150.3		12:51.422	
11	22.745	359.6	40.384	327.3	28.145	151.1		1:31.274		32	22.736	359.6	41.002	320.5	28.301	150.6		1:32.039	
12	22.681	360.4	40.571	319.5	28.075	151.1		1:31.327		33	22.762	359.6	40.700	317.6	28.394	150.6		1:31.856	
13	22.729	360.4	40.440	321.4	28.237	151.1		1:31.406		34	22.711	361.2	40.591	317.6	28.291	150.6		1:31.593	
14	23.060	326.3	41.044	315.8	Pit In			1:38.862		35	22.629	<u>363.6</u>	40.564	328.3	Pit In			1:38.918	
15	Pit Out	275.8	43.312	314.9	28.484	150.9		27:00.585		36	Pit Out	321.1	41.951	303.4	29.408	150.6		9:11.079	
16	22.837	358.0	40.994	318.6	28.324	151.1		1:32.155		37	22.617	360.4	40.473	318.6	28.443	151.7		1:31.533	
17	22.790	358.8	40.433	326.3	28.300	151.1		1:31.523		38	22.521	361.2	40.183	<u>329.3</u>	<u>27.848</u>	<u>152.6</u>		1:30.552	
18	22.749	358.0	41.643	285.7	Pit In			1:41.557		39	<u>22.497</u>	362.0	<u>39.987</u>	322.4	28.054	151.7		<u>1:30.538</u>	
19	Pit Out	352.6	40.913	314.0	28.457	150.6		7:29.312		40	22.539	360.4	40.103	316.7	29.781	146.1		1:32.423	
20	22.716	359.6	40.679	323.4	28.146	150.9		1:31.541		41	23.569	355.7	41.073	315.8	Pit In			1:38.723	
21	22.578	359.6	40.572	321.4	28.194	150.6		1:31.344		42									

6 Jordan Love (AUS)																			
lap	Sect-1	Speed	Sect-2	Speed	Sect-3	Speed	TopSpeed	laptime	pit	lap	Sect-1	Speed	Sect-2	Speed	Sect-3	Speed	Topspeed	laptime	pit
1	Pit Out	306.6	52.641	210.1	35.737	149.2		1:55.584		23	22.975	360.4	40.694	313.0	28.608	150.6		1:32.277	
2	23.563	355.7	41.689	318.6	Pit In			1:44.014		24	22.859	362.0	40.672	314.9	28.548	151.1		1:32.079	
3	Pit Out	308.3	44.905	323.4	28.916	150.9		19:13.857		25	22.830	362.0	40.912	320.5	Pit In			1:38.101	
4	23.117	358.0	41.307	315.8	28.448	151.1		1:32.872		26	Pit Out	329.6	41.085	314.9	28.646	150.0		6:03.547	
5	22.972	361.2	40.981	313.0	28.471	150.3		1:32.424		27	22.945	361.2	41.556	321.4	28.585	151.7		1:33.086	
6	22.999	360.4	40.896	320.5	28.510	151.1		1:32.405		28	22.889	362.8	40.884	317.6	28.579	151.7		1:32.352	
7	22.926	361.2	40.697	316.7	28.491	151.1		1:32.114		29	22.893	362.8	40.719	314.0	28.617	152.0		1:32.229	
8	22.845	359.6	41.069	318.6	Pit In			1:39.451		30	22.882	362.8	40.818	319.5	Pit In			1:36.885	
9	Pit Out	353.3	41.483	314.9	28.673	150.6		4:14.094		31	Pit Out	271.7	47.995	282.7	32.320	151.4		7:13.685	
10	22.848	361.2	40.841	324.3	28.532	152.3		1:32.221		32	26.812	293.8	40.948	316.7	<u>28.159</u>	152.6		1:35.919	
11	22.837	360.4	40.960	316.7	28.625	152.0		1:32.422		33	22.729	362.0	40.556	315.8	28.389	149.4		1:31.674	
12	22.996	362.0	40.918	320.5	28.567	152.0		1:32.481		34	22.778	363.6	40.381	319.5	28.166	152.3		<u>1:31.325</u>	
13	22.946	362.0	40.875	316.7	28.338	152.6		1:32.159		35	22.662	364.4	<u>40.212</u>	327.3	Pit In			1:40.085	
14	22.819	364.4	41.531	314.9	28.595	152.3		1:32.945		36	Pit Out	249.5	45.227	322.4	28.333	152.6		17:05.275	
15	22.816	362.8	41.076	320.5	Pit In			1:37.537		37	22.679	362.8	40.408	329.3	28.358	151.4		1:31.445	
16	Pit Out	356.4	40.951	312.1	28.545	151.4		3:57.551		38	22.708	<u>366.1</u>	40.464	326.3	28.489	152.9		1:31.661	
17	22.752	362.8	40.994	320.5	28.650	153.5		1:32.396		39	22.713	365.3	40.707	320.5	28.185	152.6		1:31.605	
18	<u>22.661</u>	358.0	41.030	317.6	28.408	<u>153.8</u>		1:32.099		40	22.694	365.3	40.417	320.5	28.297	153.5		1:31.408	
19	22.710	363.6	41.026	320.5	28.449	152.6		1:32.185		41	24.896	308.3	41.066	315.8	Pit In			1:39.595	
20	22.861	362.8	40.818	<u>330.3</u>	Pit In			1:38.267		42	Pit Out	269.9	50.780	322.4	38.272	149.7		9:34.607	
21	Pit Out	283.5	47.659	308.6	30.611	151.4		30:45.161		43	23.178	325.7	55.196	223.6	Pit In			2:03.894	
22	23.087	360.4	40.990	314.0	28.701	149.7		1:32.778		44									

8 Julian Hanses (DEU)																			
lap	Sect-1	Speed	Sect-2	Speed	Sect-3	Speed	TopSpeed	laptime	pit	lap	Sect-1	Speed	Sect-2	Speed	Sect-3	Speed	Topspeed	laptime	pit
1	Pit Out	244.2	50.268	241.6	Pit In			2:02.421		22	<u>22.652</u>	363.6	40.457	319.5	<u>27.942</u>	152.3		<u>1:31.051</u>	
2	Pit Out	248.7	58.460	219.1	Pit In			4:03.770		23	22.760	362.0	40.456	318.6	28.043	152.3		1:31.259	
3	Pit Out	264.1	51.681	273.4	Pit In			40:48.082		24	22.798	362.8	40.756	313.0	Pit In			1:37.483	





Porsche Mobil 1 Supercup Trackdays

PSC

23 - 24 June 2020

Laps and Sector Times - Wednesday Morning Session

Red Bull Ring - 4318 mtr.

4	Pit Out	316.8	44.399	274.1	Pit In		3:01.928	25	Pit Out	319.3	43.141	285.7	29.219	151.7		14:57.979
5	Pit Out	323.7	43.926	297.5	29.055	151.1	3:14.232	26	22.982	359.6	41.152	305.1	Pit In			1:37.972
6	23.059	357.2	41.912	305.1	28.604	151.7	1:33.575	27	Pit Out	314.9	43.146	312.1	28.676	151.1		24:07.808
7	22.885	358.8	42.862	296.7	28.793	152.0	1:34.540	28	23.115	358.8	40.813	312.1	28.192	151.4		1:32.120
8	22.867	360.4	40.787	315.8	28.295	151.7	1:31.949	29	22.826	360.4	40.673	315.8	28.235	150.9		1:31.734
9	22.931	358.8	41.790	306.8	28.410	151.4	1:33.131	30	22.849	360.4	40.601	319.5	28.220	151.1		1:31.670
10	23.336	308.3	42.621	308.6	Pit In		1:40.780	31	22.859	362.8	40.591	<u>323.4</u>	28.251	151.7		1:31.701
11	Pit Out	337.9	42.444	307.7	28.493	152.0	8:52.445	32	22.846	362.0	40.838	315.8	28.528	152.0		1:32.212
12	22.815	359.6	40.650	317.6	28.288	150.9	1:31.753	33	22.688	<u>364.4</u>	40.691	320.5	29.092	150.6		1:32.471
13	22.926	359.6	40.612	315.8	28.270	151.4	1:31.808	34	23.286	361.2	40.851	314.0	29.268	150.9		1:33.405
14	22.939	359.6	41.071	310.3	28.313	151.7	1:32.323	35	22.863	363.6	40.768	316.7	28.310	151.7		1:31.941
15	22.840	358.8	41.187	314.0	28.503	152.0	1:32.530	36	22.872	362.8	40.759	319.5	28.551	151.1		1:32.182
16	22.890	361.2	40.729	314.0	28.389	152.0	1:32.008	37	22.992	362.8	40.941	321.4	28.779	151.4		1:32.712
17	22.920	360.4	40.753	311.2	Pit In		1:38.298	38	22.856	362.8	40.957	312.1	28.369	151.1		1:32.182
18	Pit Out	289.6	44.941	300.8	28.750	151.7	5:53.602	39	22.863	362.8	41.079	321.4	28.732	150.6		1:32.674
19	22.997	359.6	40.818	314.0	28.301	152.3	1:32.116	40	22.911	363.6	41.402	317.6	28.365	151.1		1:32.678
20	22.714	361.2	41.739	295.1	28.172	<u>152.9</u>	1:32.625	41	22.806	363.6	42.294	296.7	Pit In			1:44.549
21	22.677	362.8	<u>40.454</u>	318.6	28.064	<u>152.9</u>	1:31.195	42								

10 Marius Nakken (NOR)																			
lap	Sect-1	Speed	Sect-2	Speed	Sect-3	Speed	TopSpeed	laptime	pit	lap	Sect-1	Speed	Sect-2	Speed	Sect-3	Speed	Topspeed	laptime	pit
1	Pit Out	270.8	45.541	286.5	30.278	148.0		1:42.592		18	22.643	360.4	41.115	307.7	28.586	152.3		1:32.344	
2	23.479	346.5	42.068	297.5	28.989	151.1	1:34.536			19	22.796	358.0	41.121	305.1	28.635	152.0		1:32.552	
3	22.930	356.4	41.642	307.7	28.783	151.4	1:33.355			20	22.906	359.6	40.866	315.8	Pit In			1:45.312	
4	22.923	349.5	41.532	305.9	28.772	150.3	1:33.227			21	Pit Out	259.5	45.394	293.5	29.823	149.4		15:58.727	
5	22.896	356.4	47.512	226.9	Pit In		2:01.188			22	23.216	329.6	41.774	305.1	29.523	151.7		1:34.513	
6	Pit Out	334.4	42.520	295.9	28.988	150.6	17:26.192			23	22.680	357.2	41.088	309.5	28.290	153.2		1:32.058	
7	23.030	358.0	41.159	315.8	28.563	150.9	1:32.752			24	22.589	361.2	40.753	315.8	28.148	<u>153.5</u>		1:31.490	
8	22.838	358.8	41.156	311.2	28.499	151.4	1:32.493			25	<u>22.389</u>	<u>362.8</u>	40.628	316.7	<u>28.127</u>	<u>153.5</u>		1:31.144	
9	24.666	342.9	42.558	310.3	28.566	151.7	1:35.790			26	22.440	361.2	<u>40.498</u>	315.8	28.128	153.2		<u>1:31.066</u>	
10	22.748	360.4	41.125	315.8	29.458	152.3	1:33.331			27	25.582	246.5	47.344	276.2	Pit In			1:51.113	
11	22.828	360.4	41.441	296.7	Pit In		1:41.177			28	Pit Out	262.9	47.592	306.8	28.910	151.4		20:17.013	
12	Pit Out	338.6	41.722	296.7	29.077	151.7	5:18.364			29	22.566	360.4	40.968	317.6	Pit In			1:45.676	
13	22.887	355.7	41.275	305.9	28.650	150.6	1:32.812			30	Pit Out	351.0	41.269	312.1	28.262	152.3		2:04.830	
14	23.058	360.4	40.951	315.8	28.439	151.7	1:32.448			31	22.440	362.0	40.709	<u>321.4</u>	28.285	152.3		1:31.434	
15	22.907	359.6	44.152	308.6	Pit In		1:42.856			32	22.766	360.4	40.810	314.0	28.404	152.3		1:31.980	
16	Pit Out	299.8	45.798	300.0	29.239	151.7	10:08.058			33	22.431	362.0	40.733	317.6	28.584	150.9		1:31.748	
17	23.102	353.3	41.441	308.6	28.578	151.7	1:33.121			34	22.847	360.4	1:21.764	285.0	Pit In			2:24.091	

12 Philipp Sager (AUT)																				
lap	Sect-1	Speed	Sect-2	Speed	Sect-3	Speed	TopSpeed	laptime	pit	lap	Sect-1	Speed	Sect-2	Speed	Sect-3	Speed	Topspeed	laptime	pit	
1	Pit Out	276.3	48.186	262.1	31.633	146.9		1:48.032		25	23.134	356.4	41.434	301.7	Pit In			1:42.444		
2	24.203	332.3	43.015	282.7	29.729	148.6	1:36.947			26	Pit Out	275.3	43.633	293.5	Pit In			10:13.058		
3	23.690	355.7	41.804	302.5	29.261	149.7	1:34.755			27	Pit Out	274.9	50.457	282.7	30.358	147.2		4:13.941		
4	23.242	358.0	41.696	305.9	29.030	150.3	1:33.968			28	23.779	340.0	42.034	299.2	29.245	150.0		1:35.058		
5	23.178	313.1	43.741	274.1	Pit In		2:03.475			29	23.042	359.6	41.276	306.8	28.721	150.3		1:33.039		
6	Pit Out	309.5	43.204	292.7	29.407	148.6	19:08.271			30	22.872	361.2	40.857	301.7	28.542	150.9		<u>1:32.271</u>		
7	23.346	357.2	41.564	298.3	29.198	149.2	1:34.108			31	22.907	361.2	40.843	310.3	28.540	150.6		1:32.290		
8	23.167	355.7	41.711	297.5	29.001	150.3	1:33.879			32	22.941	360.4	40.868	305.1	<u>28.522</u>	150.6		1:32.331		
9	23.111	359.6	41.211	313.0	28.857	150.6	1:33.179			33	22.832	360.4	40.902	307.7	28.698	150.6		1:32.432		
10	23.010	360.4	41.233	309.5	28.947	150.9	1:33.190			34	24.495	293.3	46.383	299.2	Pit In			1:48.648		
11	23.002	361.2	41.083	314.0	28.952	150.9	1:33.037			35	Pit Out	293.8	43.512	288.8	29.521	147.8		30:39.973		
12	23.066	361.2	42.293	308.6	Pit In		1:43.532			36	24.000	353.3	41.749	306.8	32.359	149.4		1:38.108		
13	Pit Out	325.7	42.176	301.7	29.312	150.3	5:43.243			37	23.177	360.4	40.977	299.2	29.089	148.9		1:33.243		
14	23.303	358.0	42.081	288.0	29.055	150.9	1:34.439			38	23.026	360.4	41.124	310.3	28.680	150.3		1:32.830		
15	23.076	359.6	41.559	310.3	30.061	148.6	1:34.696			39	23.632	324.4	41.441	306.8	29.550	150.6		1:34.623		
16	23.234	358.8	41.773	304.2	28.906	149.2	1:33.913			40	23.003	361.2	40.990	301.7	28.616	150.6		1:32.609		
17	23.148	358.0	41.526	305.1	29.105	149.2	1:33.779			41	22.955	362.0	<u>40.820</u>	306.8	28.725	150.3		1:32.500		
18	23.652	356.4	44.458	260.2	Pit In		1:46.433			42	23.026	358.8	41.431	300.8	Pit In			1:41.446		
19	Pit Out	297.6	47.573	262.1	33.228	149.2	24:09.984			43	Pit Out	283.0	1:05.781	235.3	Pit In			5:48.794		
20	23.565	350.3	42.066	291.1	29.270	150.6	1:34.901			44	Pit Out	320.5	44.001	283.5	30.105	148.3		7:05.000		
21	23.163	356.4	41.398	296.7	29.047	151.4	1:33.608			45	23.272	354.9	41.402	300.8	29.264	150.0		1:33.938		
22	23.169	356.4	41.390	298.3	28.864	150.9	1:33.423			46	22.802	<u>362.8</u>	40.998	314.0	28.842	150.6		1:32.642		
23	22.890	361.2	40.989	<u>315.8</u>	28.586	<u>151.7</u>	1:32.465			47	<u>22.723</u>	361.2	1:22.747	238.9	Pit In			2:31.052		
24	22.878	362.0	40.999	313.0	28.696	151.1	1:32.573			48										





Porsche Mobil 1 Supercup Trackdays

PSC

23 - 24 June 2020


Laps and Sector Times - Wednesday Morning Session

Red Bull Ring - 4318 mtr.

14 Mateo Llarena (GTM)																			
lap	Sect-1	Speed	Sect-2	Speed	Sect-3	Speed	TopSpeed	laptime	pit	lap	Sect-1	Speed	Sect-2	Speed	Sect-3	Speed	Topspeed	laptime	pit
1	25.321	313.7	44.325	295.1	30.827	146.7		1:40.473		25	22.692	354.1	40.978	322.4	28.824	148.9		1:32.494	
2	23.664	342.2	42.531	306.8	29.493	148.3		1:35.688		26	22.709	358.0	41.502	314.9	Pit In			1:42.726	
3	23.110	354.9	48.055	300.8	29.390	149.2		1:40.555		27	Pit Out	302.6	50.959	315.8	30.012	147.5		21:05.850	
4	23.117	346.5	42.328	305.9	Pit In			1:50.946		28	23.895	338.6	42.660	308.6	29.209	150.0		1:35.764	
5	Pit Out	295.4	42.814	308.6	29.599	148.6		17:46.271		29	22.869	357.2	41.548	321.4	30.036	149.4		1:34.453	
6	23.900	311.3	44.251	313.0	29.929	149.4		1:38.080		30	22.830	358.0	41.673	312.1	29.021	149.4		1:33.524	
7	22.869	354.1	41.310	314.9	29.062	149.7		1:33.241		31	23.027	358.0	41.503	310.3	28.962	150.3		1:33.492	
8	24.374	351.8	41.611	316.7	29.189	150.0		1:35.174		32	23.010	357.2	41.467	310.3	29.089	150.3		1:33.566	
9	23.042	354.1	41.617	315.8	29.130	150.0		1:33.789		33	22.803	356.4	41.693	315.8	Pit In			1:43.590	
10	22.960	353.3	41.846	313.0	29.157	149.7		1:33.963		34	Pit Out	295.4	44.183	300.8	29.693	149.4		5:25.855	
11	22.956	355.7	41.591	315.8	29.189	149.7		1:33.736		35	23.089	357.2	41.657	312.1	29.226	147.8		1:33.972	
12	23.003	354.9	41.736	322.4	28.983	150.9		1:33.722		36	23.073	356.4	41.742	310.3	28.942	149.4		1:33.757	
13	22.913	356.4	41.696	308.6	Pit In			1:41.222		37	22.841	358.0	43.977	260.9	Pit In			1:48.392	
14	Pit Out	332.3	43.186	299.2	29.522	150.0		7:10.332		38	Pit Out	293.3	52.924	286.5	31.368	148.0		16:35.453	
15	23.162	354.9	41.901	305.9	29.179	150.6		1:34.242		39	23.806	349.5	41.542	314.0	28.884	150.0		1:34.232	
16	22.989	356.4	43.866	301.7	29.130	150.0		1:35.985		40	22.900	356.4	41.177	318.6	28.668	150.6		1:32.745	
17	22.948	357.2	41.648	318.6	29.016	150.9		1:33.612		41	22.667	358.0	40.971	323.4	28.717	151.4		1:32.355	
18	22.821	357.2	41.569	308.6	28.905	150.0		1:33.295		42	22.617	358.0	41.102	318.6	28.674	150.9		1:32.393	
19	22.882	358.8	41.539	315.8	28.880	151.7		1:33.301		43	22.775	357.2	41.190	322.4	28.566	150.9		1:32.531	
20	22.842	354.1	42.763	309.5	Pit In			1:42.496		44	22.550	351.0	41.571	325.3	28.678	151.1		1:32.799	
21	Pit Out	256.6	51.296	290.3	30.743	142.7		16:41.273		45	22.867	358.0	41.021	326.3	28.978	147.2		1:32.866	
22	24.814	314.9	43.543	290.3	30.001	150.0		1:38.358		46	22.991	359.6	41.151	324.3	28.709	150.6		1:32.851	
23	22.875	354.9	41.336	314.0	28.650	150.9		1:32.861		47	22.813	358.8	41.153	321.4	Pit In			1:41.368	
24	22.717	354.1	41.021	323.4	28.483	150.9		1:32.221		48	Pit Out	314.9	42.212	311.2	Pit In			13:16.733	

15 Jukka Honkavuori (FIN)																				
lap	Sect-1	Speed	Sect-2	Speed	Sect-3	Speed	TopSpeed	laptime	pit	lap	Sect-1	Speed	Sect-2	Speed	Sect-3	Speed	Topspeed	laptime	pit	
1	Pit Out	158.2	48.034	262.8	31.817	139.4		1:52.088		26	Pit Out	218.0	42.577	300.8	28.679	151.1		16:25.463		
2	25.414	304.3	43.528	295.9	29.418	149.7		1:38.360		27	22.934	361.2	40.842	312.1	28.368	150.6		1:32.144		
3	37.606	272.6	47.820	268.7	30.371	149.7		1:55.797		28	22.969	359.6	40.657	312.1	28.339	151.7		1:31.965		
4	24.113	273.0	44.141	236.8	Pit In			1:56.468		29	22.860	362.0	40.686	317.6	28.667	151.1		1:32.213		
5	Pit Out	273.5	45.001	291.1	30.140	148.0		18:10.630		30	22.878	361.2	40.823	322.4	28.456	151.7		1:32.157		
6	24.083	327.6	41.754	306.8	28.854	151.1		1:34.691		31	22.864	359.6	41.230	308.6	28.641	151.7		1:32.735		
7	22.944	358.8	41.004	314.0	28.522	150.3		1:32.470		32	23.186	358.0	41.179	305.9	Pit In			1:42.914		
8	24.520	352.6	41.115	314.0	28.849	151.1		1:34.484		33	Pit Out	237.8	43.648	305.9	28.800	150.6		5:51.031		
9	22.885	357.2	41.187	308.6	28.619	151.1		1:32.691		34	23.113	358.0	40.849	312.1	28.533	151.4		1:32.495		
10	22.970	359.6	41.007	314.9	28.643	151.1		1:32.620		35	22.833	358.8	41.357	306.8	28.728	151.1		1:32.918		
11	22.960	361.2	41.047	317.6	28.757	148.9		1:32.764		36	22.902	359.6	40.844	304.2	28.710	151.4		1:32.456		
12	22.933	360.4	41.963	291.9	Pit In			1:43.582		37	23.192	283.5	44.077	275.5	Pit In			1:47.405		
13	Pit Out	343.6	41.445	314.0	28.598	151.4		4:56.572		38	Pit Out	233.4	57.025	226.4	30.038	150.0		20:11.678		
14	23.046	358.8	41.017	324.3	29.082	151.4		1:33.145		39	24.054	299.2	42.341	310.3	28.536	151.4		1:34.931		
15	22.858	361.2	41.257	309.5	28.967	150.9		1:33.082		40	22.935	358.8	41.141	313.0	28.507	151.7		1:32.583		
16	22.952	358.8	41.361	310.3	29.045	151.7		1:33.358		41	22.816	360.4	40.919	310.3	28.620	150.9		1:32.355		
17	22.861	360.4	41.790	313.0	28.936	149.4		1:33.587		42	22.827	361.2	40.756	311.2	28.421	151.7		1:32.004		
18	22.942	359.6	42.188	308.6	28.599	151.1		1:33.729		43	23.280	359.6	41.469	292.7	Pit In			1:44.448		
19	23.142	358.8	44.544	272.7	Pit In			1:48.510		44	Pit Out	357.2	41.050	309.5	28.678	150.6		5:11.286		
20	Pit Out	288.6	45.698	302.5	30.072	143.7		19:43.905		45	23.031	360.4	41.065	312.1	28.615	151.4		1:32.711		
21	24.168	329.6	41.774	311.2	28.561	151.4		1:34.503		46	22.789	362.0	46.759	306.8	28.910	150.9		1:38.458		
22	22.809	361.2	40.830	322.4	30.349	151.7		1:33.988		47	22.848	362.0	41.413	314.9	28.763	151.7		1:33.024		
23	22.794	360.4	40.609	322.4	28.418	151.7		1:31.821		48	23.406	307.7	49.657	248.3	Pit In			1:56.481		
24	22.817	361.2	40.702	315.8	28.318	152.0		1:31.837		49	Pit Out	262.9	48.865	283.5	Pit In			15:40.128		
25	23.585	329.0	41.469	305.1	Pit In			1:41.867		50										

19 Stéphane Denoual (FRA)																			
lap	Sect-1	Speed	Sect-2	Speed	Sect-3	Speed	TopSpeed	laptime	pit	lap	Sect-1	Speed	Sect-2	Speed	Sect-3	Speed	Topspeed	laptime	pit
1	Pit Out	249.9	48.508	262.8	30.700	147.2		1:49.625		18	23.163	360.4	41.779	293.5	Pit In			1:43.475	
2	23.699	331.0	43.050	276.9	29.853	149.7		1:36.602		19	Pit Out		Pit In	125.0	Pit In			1:12:15.677	
3	23.357	356.4	42.271	290.3	29.476	149.4		1:35.104		20	Pit Out	313.7	45.159	276.9	29.935	148.6		4:52.038	
4	23.107	355.7	42.868	292.7	29.341	150.3		1:35.316		21	23.395	355.7	42.256	303.4	29.231	149.7		1:34.882	
5	23.063	354.1	46.791	251.7	Pit In			2:04.300		22	23.178	356.4	41.895	297.5	Pit In			1:44.153	
6	Pit Out	298.7	43.090	294.3	29.573	150.0		17:05.659		23	Pit Out	99.6	49.527	286.5	32.864	150.0		5:35.149	
7	23.222	358.0	41.920	301.7	28.952	150.0		1:34.094		24	23.209	358.8	41.643	304.2	28.857	150.9		1:33.709	
8	23.239	358.0	42.625	300.0	30.357	150.6		1:36.221		25	23.047	358.8	41.233	301.7	28.688	150.6		1:32.968	
9	46.006	340.7	44.841	300.8	29.316	149.7		2:00.163		26	22.854	360.4	41.567	304.2	28.345	151.4		1:32.766	
10	23.107	358.0	41.749	292.7	28.736	151.1		1:33.592		27	22.840	360.4	41.366	305.9	28.593	151.1		1:32.799	
11	23.325	358.0	41.958	300.0	29.010	150.6		1:34.293		28	23.215	313.1	42.364	298.3	Pit In			1:42.183	



Porsche Mobil 1 Supercup Trackdays

PSC

23 - 24 June 2020

Laps and Sector Times - Wednesday Morning Session

Red Bull Ring - 4318 mtr.

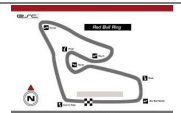
12	23.165	357.2	42.121	295.9	Pit In		1:43.006	29	Pit Out	350.3	41.705	304.2	29.323	150.6		6:03.433
13	Pit Out	346.5	42.324	298.3	29.308	150.3	5:48.703	30	22.943	359.6	41.391	308.6	28.665	150.6		1:32.999
14	23.243	359.6	42.122	293.5	29.163	150.9	1:34.528	31	22.871	359.6	41.300	296.7	29.437	149.4		1:33.608
15	23.093	360.4	41.775	297.5	29.129	151.1	1:33.997	32	23.004	359.6	41.649	<u>315.8</u>	28.837	150.3		1:33.490
16	23.139	358.0	41.889	302.5	29.201	150.0	1:34.229	33	22.850	<u>362.8</u>	41.567	293.5	28.701	150.6		1:33.118
17	23.129	358.8	41.868	298.3	29.208	149.7	1:34.205	34	23.043	360.4	58.952	230.8	Pit In			2:12.966

20		Roar Lindland (NOR)																	
lap	Sect-1	Speed	Sect-2	Speed	Sect-3	Speed	TopSpeed	laptime	pit	lap	Sect-1	Speed	Sect-2	Speed	Sect-3	Speed	Topspeed	laptime	pit
1	Pit Out	291.7	48.109	267.3	32.187	145.3		1:47.488		8	Pit Out	298.7	44.916	318.6	28.866	150.9		4:35.967	
2	25.165	313.7	47.635	266.7	32.388	147.8		1:45.188		9	23.038	359.6	42.932	241.6	30.007	<u>151.7</u>		1:35.977	
3	23.752	347.3	41.884	300.8	29.093	150.0		1:34.729		10	22.910	<u>362.0</u>	40.860	314.0	<u>28.365</u>	151.4		<u>1:32.135</u>	
4	23.007	359.6	41.669	305.1	28.716	150.0		1:33.392		11	22.886	<u>362.0</u>	<u>40.749</u>	317.6	28.573	151.1		1:32.208	
5	22.972	360.4	40.800	314.9	28.709	150.6		1:32.481		12	<u>22.804</u>	<u>362.0</u>	41.164	305.9	31.377	150.9		1:35.345	
6	22.929	360.4	41.306	311.2	30.572	150.9		1:34.807		13	23.029	360.4	40.784	314.9	28.748	150.6		1:32.561	
7	23.006	360.4	41.192	305.9	Pit In			1:43.726		14	22.984	<u>362.0</u>	41.003	<u>319.5</u>	Pit In			1:43.484	

21		Clément Mateu (FRA)																	
lap	Sect-1	Speed	Sect-2	Speed	Sect-3	Speed	TopSpeed	laptime	pit	lap	Sect-1	Speed	Sect-2	Speed	Sect-3	Speed	Topspeed	laptime	pit
1	Pit Out	262.4	45.391	295.1	30.534	148.3		1:42.664		20	23.022	362.0	41.306	319.5	28.957	149.4		1:33.285	
2	24.870	299.8	44.675	314.0	29.707	149.7		1:39.252		21	22.998	360.4	41.428	315.8	28.919	149.4		1:33.345	
3	23.217	356.4	41.781	310.3	29.101	149.2		1:34.099		22	22.945	361.2	41.190	323.4	29.139	147.2		1:33.274	
4	23.019	362.0	41.110	322.4	29.168	151.1		1:33.297		23	23.249	362.8	44.624	268.7	Pit In			1:47.749	
5	22.905	362.0	48.898	240.5	Pit In			1:59.157		24	Pit Out	283.5	44.465	313.0	29.068	150.0		6:55.973	
6	Pit Out	300.9	43.488	305.9	29.277	150.0		17:24.124		25	23.024	358.8	41.252	<u>326.3</u>	28.976	149.7		1:33.252	
7	23.091	361.2	41.222	318.6	29.009	150.9		1:33.322		26	22.969	360.4	<u>40.877</u>	323.4	28.933	149.7		1:32.779	
8	<u>22.829</u>	<u>363.6</u>	41.022	319.5	<u>28.919</u>	151.4		<u>1:32.770</u>		27	22.951	362.8	40.962	319.5	32.194	138.7		1:36.107	
9	24.018	300.9	45.147	297.5	29.222	151.1		1:38.387		28	28.141	227.5	51.858	289.5	29.927	150.9		1:49.926	
10	22.961	362.0	41.157	321.4	29.072	150.9		1:33.190		29	22.900	362.0	41.000	320.5	28.989	150.9		1:32.889	
11	23.059	362.8	41.188	321.4	Pit In			1:42.117		30	24.885	247.6	48.978	261.5	Pit In			1:57.682	
12	Pit Out	231.7	44.830	300.8	29.313	150.9		7:55.308		31	Pit Out	314.9	44.870	298.3	29.705	150.9		14:34.401	
13	23.040	360.4	42.782	224.1	30.718	150.9		1:36.540		32	22.968	360.4	41.011	322.4	29.004	149.7		1:32.983	
14	23.103	362.0	41.288	322.4	30.188	150.3		1:34.579		33	22.923	362.0	47.866	313.0	29.076	<u>151.7</u>		1:39.865	
15	22.904	<u>363.6</u>	41.036	311.2	29.097	149.7		1:33.037		34	22.864	361.2	1:20.676	292.7	29.211	150.9		2:12.751	
16	23.048	362.0	50.998	252.9	34.247	150.9		1:48.293		35	22.888	361.2	40.936	325.3	30.167	150.9		1:33.991	
17	23.052	362.0	41.938	286.5	Pit In			1:44.888		36	22.906	361.2	41.060	320.5	30.963	149.2		1:34.929	
18			Pit In		Pit In			1:11:30.191		37	23.257	361.2	41.044	314.0	29.096	150.6		1:33.397	
19	Pit Out	293.3	43.276	299.2	29.225	148.9		4:59.302		38									

22		Ayhancan Güven (TUR)																	
lap	Sect-1	Speed	Sect-2	Speed	Sect-3	Speed	TopSpeed	laptime	pit	lap	Sect-1	Speed	Sect-2	Speed	Sect-3	Speed	Topspeed	laptime	pit
1	Pit Out	288.6	44.484	295.9	29.872	144.0		1:46.446		23	Pit Out	268.1	46.954	288.0	29.183	151.4		6:41.715	
2	25.902	339.3	46.126	314.0	Pit In			1:48.207		24	22.952	352.6	41.506	316.7	28.070	153.5		1:32.528	
3	Pit Out	329.6	42.550	308.6	28.685	151.4		22:13.333		25	22.754	336.5	41.045	325.3	27.990	153.5		1:31.789	
4	23.002	362.8	40.927	328.3	Pit In			1:36.681		26	22.567	365.3	<u>40.026</u>	324.3	<u>27.670</u>	153.8		<u>1:30.263</u>	
5	Pit Out	233.4	45.303	310.3	28.597	151.4		6:57.788		27	22.544	365.3	40.593	299.2	42.655	153.8		1:45.792	
6	22.912	361.2	40.622	322.4	28.284	151.7		1:31.818		28	<u>22.526</u>	<u>366.9</u>	40.220	320.5	27.896	152.9		1:30.642	
7	22.824	362.8	40.317	319.5	28.046	152.3		1:31.187		29	23.924	297.0	41.999	321.4	Pit In			1:40.076	
8	22.754	362.8	40.590	322.4	27.982	152.9		1:31.326		30	Pit Out	325.7	42.132	317.6	28.292	150.9		28:47.714	
9	22.615	365.3	40.236	325.3	28.031	152.9		1:30.882		31	22.878	362.0	40.529	324.3	28.019	151.7		1:31.426	
10	22.678	365.3	40.304	324.3	28.090	152.6		1:31.072		32	22.750	364.4	40.438	324.3	28.015	152.0		1:31.203	
11	22.629	365.3	40.539	314.9	28.237	152.6		1:31.405		33	22.688	364.4	40.312	328.3	28.028	152.6		1:31.028	
12	22.766	364.4	40.438	319.5	28.082	152.6		1:31.286		34	22.770	364.4	40.290	325.3	28.047	153.5		1:31.107	
13	22.765	366.1	40.579	323.4	Pit In			1:38.799		35	22.702	365.3	40.461	322.4	28.046	152.6		1:31.209	
14	Pit Out	342.2	42.048	323.4	28.147	150.9		22:41.091		36	22.642	366.1	40.417	<u>329.3</u>	28.275	150.9		1:31.334	
15	22.970	360.4	40.917	314.9	28.118	151.7		1:32.005		37	22.772	<u>366.9</u>	40.406	321.4	28.173	152.9		1:31.351	
16	22.793	361.2	40.528	323.4	Pit In			1:39.568		38	22.644	<u>366.9</u>	40.494	321.4	28.230	152.9		1:31.368	
17	Pit Out	292.2	49.002	300.0	29.857	149.2		4:04.767		39	22.705	<u>366.9</u>	40.605	316.7	28.424	<u>154.1</u>		1:31.734	
18	23.142	345.1	41.566	317.6	29.337	153.8		1:34.045		40	22.598	365.3	40.798	313.0	28.752	152.3		1:32.148	
19	22.726	362.0	40.204	324.3	27.951	<u>154.1</u>		1:30.881		41	22.714	366.1	40.593	322.4	28.191	152.3		1:31.498	
20	22.700	361.2	40.327	322.4	27.919	152.9		1:30.946		42	22.766	364.4	40.521	320.5	28.284	152.3		1:31.571	
21	22.593	362.8	40.329	321.4	27.970	152.9		1:30.892		43	22.746	366.1	40.580	325.3	Pit In			1:40.227	
22	23.309	302.0	47.154	293.5	Pit In			1:46.560		44									

23		Marvin Klein (FRA)																	
lap	Sect-1	Speed	Sect-2	Speed	Sect-3	Speed	TopSpeed	laptime	pit	lap	Sect-1	Speed	Sect-2	Speed	Sect-3	Speed	Topspeed	laptime	pit
1	Pit Out	298.7	44.758	303.4	29.833	149.7		1:41.670		21	22.914	361.2	40.702	<u>330.3</u>	28.352	151.1		1:31.968	
2	23.653	319.9	42.886	290.3	29.357	150.3		1:35.896		22	22.743	362.8	40.488	325.3	28.177	151.7		1:31.408	





Porsche Mobil 1 Supercup Trackdays

PSC

23 - 24 June 2020

Laps and Sector Times - Wednesday Morning Session

Red Bull Ring - 4318 mtr.

3	23.484	349.5	45.561	314.9	28.577	151.1		1:37.622	23	22.779	363.6	40.528	327.3	Pit In		1:41.460
4	22.854	362.0	41.205	323.4	28.477	151.7		1:32.536	24	Pit Out	224.3	55.739	292.7	41.866	147.5	6:51.928
5	22.860	362.0	47.811	237.4	Pit In			1:57.297	25	22.974	361.2	40.797	323.4	27.965	152.9	1:31.736
6	Pit Out	326.3	41.834	317.6	28.661	152.0		17:24.232	26	22.665	364.4	40.403	329.3	<u>27.885</u>	<u>153.2</u>	1:30.953
7	22.882	330.3	41.507	318.6	30.522	151.1		1:34.911	27	22.597	<u>366.1</u>	40.264	322.4	28.122	152.3	1:30.983
8	22.834	362.8	40.758	320.5	28.438	152.0		1:32.030	28	<u>22.584</u>	363.6	40.955	313.0	28.607	152.3	1:32.146
9	22.806	362.0	40.624	323.4	28.429	151.7		1:31.859	29	22.810	362.0	40.230	329.3	28.175	151.7	1:31.215
10	22.835	363.6	40.440	320.5	28.371	151.7		1:31.646	30	22.711	363.6	40.389	327.3	Pit In		1:39.706
11	22.829	364.4	40.679	315.8	Pit In			1:40.184	31	Pit Out	153.4	1:06.067	223.6	Pit In		8:09.390
12	Pit Out	341.4	41.566	317.6	28.487	150.0		5:43.384	32	Pit Out	345.8	40.935	323.4	28.319	152.9	6:03.742
13	23.002	360.4	40.652	316.7	28.446	150.6		1:32.100	33	22.778	362.8	40.257	329.3	28.509	152.3	1:31.544
14	22.974	361.2	40.608	320.5	28.533	149.4		1:32.115	34	22.739	364.4	40.411	324.3	28.333	151.4	1:31.483
15	22.972	361.2	40.505	320.5	28.520	150.9		1:31.997	35	22.693	364.4	<u>40.120</u>	323.4	28.064	152.9	<u>1:30.877</u>
16	22.881	362.8	40.710	320.5	28.439	152.0		1:32.030	36	22.770	362.8	40.290	328.3	28.193	152.3	1:31.253
17	22.985	362.8	41.093	321.4	Pit In			1:39.252	37	22.713	364.4	40.179	322.4	28.166	152.3	1:31.058
18	Pit Out	323.1	42.512	316.7	28.599	149.7		1:19:22.544	38	22.776	363.6	40.274	318.6	28.250	151.4	1:31.300
19	22.928	360.4	40.533	328.3	28.639	149.7		1:32.100	39	22.710	365.3	40.298	321.4	Pit In		1:42.195
20	23.817	357.2	40.705	316.7	28.238	150.9		1:32.760	40							

24 Max van Splunteren (NLD)																			
lap	Sect-1	Speed	Sect-2	Speed	Sect-3	Speed	TopSpeed	laptime	pit	lap	Sect-1	Speed	Sect-2	Speed	Sect-3	Speed	Topspeed	laptime	pit
1	Pit Out	262.0	45.997	275.5	29.891	149.2		1:42.387		18	22.847	360.4	40.996	318.6	28.193	152.3		1:32.036	
2	23.243	351.0	41.583	312.1	28.717	151.4		1:33.543		19	22.804	359.6	41.176	318.6	Pit In			1:37.718	
3	23.134	358.8	40.978	323.4	28.613	151.4		1:32.725		20	Pit Out	319.3	41.700	311.2	28.487	152.0		13:46.047	
4	22.889	360.4	55.316	329.3	28.806	151.4		1:47.011		21	22.839	360.4	40.687	316.7	28.222	151.7		1:31.748	
5	23.436	270.3	42.246	278.4	Pit In			2:01.752		22	22.862	359.6	40.411	<u>336.4</u>	28.490	152.0		1:31.763	
6	Pit Out	317.4	42.246	315.8	28.895	151.4		17:23.996		23	22.812	360.4	40.541	320.5	27.982	<u>152.9</u>		1:31.335	
7	23.165	359.6	40.882	318.6	28.501	151.1		1:32.548		24	22.851	360.4	40.381	323.4	28.203	152.3		1:31.435	
8	22.888	362.0	40.722	317.6	28.288	150.9		1:31.898		25	22.763	362.8	40.382	321.4	28.409	152.0		1:31.554	
9	23.759	358.8	40.760	323.4	28.377	152.3		1:32.896		26	22.735	362.8	41.351	329.3	Pit In			1:40.420	
10	22.707	<u>363.6</u>	40.440	321.4	28.308	151.7		1:31.455		27	Pit Out	302.6	41.610	318.6	Pit In			14:35.733	
11	22.871	362.8	41.104	329.3	29.317	151.7		1:33.292		28	Pit Out	168.4	49.449	270.0	30.375	136.8		46:55.352	
12	22.844	360.4	40.887	319.5	Pit In			1:37.554		29	24.221	345.1	42.028	312.1	28.295	152.0		1:34.544	
13	Pit Out	244.6	46.346	306.8	29.064	150.3		8:28.900		30	23.006	360.4	40.394	328.3	<u>27.930</u>	152.3		1:31.330	
14	23.135	357.2	42.136	316.7	28.282	151.7		1:33.553		31	<u>22.559</u>	362.8	40.207	326.3	28.040	152.3		<u>1:30.806</u>	
15	22.922	360.4	41.107	323.4	28.078	151.7		1:32.107		32	22.822	361.2	40.456	321.4	27.962	151.7		1:31.240	
16	22.796	360.4	40.918	323.4	28.166	152.3		1:31.880		33	22.723	362.8	40.199	333.3	28.220	149.7		1:31.142	
17	22.819	360.4	41.007	321.4	28.204	151.7		1:32.030		34	22.735	362.8	<u>40.067</u>	330.3	Pit In			1:36.352	

25 Larry ten Voorde (NLD)																			
lap	Sect-1	Speed	Sect-2	Speed	Sect-3	Speed	TopSpeed	laptime	pit	lap	Sect-1	Speed	Sect-2	Speed	Sect-3	Speed	Topspeed	laptime	pit
1	Pit Out	234.4	48.002	270.7	30.928	148.3		1:50.412		14	22.720	362.0	41.876	312.1	Pit In			1:38.154	
2	24.003	329.0	46.582	276.9	Pit In			1:51.296		15	Pit Out		Pit In	142.3	Pit In			1:13:02.433	
3	Pit Out	278.7	45.284	310.3	29.177	150.0		18:43.928		16	Pit Out	200.0	47.798	297.5	30.729	138.2		5:07.158	
4	23.099	358.8	48.394	302.5	28.777	151.7		1:40.270		17	25.637	178.8	50.415	327.3	28.421	151.4		1:44.473	
5	22.808	360.4	40.499	324.3	28.260	151.7		1:31.567		18	22.585	361.2	40.383	325.3	27.926	152.3		1:30.894	
6	22.728	362.0	40.375	320.5	28.181	152.6		1:31.284		19	22.445	363.6	40.270	329.3	27.891	152.3		1:30.606	
7	22.698	362.8	40.340	325.3	28.804	150.9		1:31.842		20	22.572	364.4	40.341	330.3	27.867	153.2		1:30.780	
8	22.765	362.8	40.336	323.4	28.299	152.9		1:31.400		21	22.568	<u>365.3</u>	40.399	326.3	27.999	152.3		1:30.966	
9	22.899	361.2	40.493	321.4	28.290	151.7		1:31.682		22	22.574	363.6	41.245	318.6	Pit In			1:36.937	
10	22.746	362.0	40.458	327.3	Pit In			1:36.716		23	Pit Out	242.8	46.200	303.4	29.665	149.2		7:12.252	
11	Pit Out	219.8	45.957	319.5	28.582	151.1		6:22.162		24	23.315	344.3	40.914	330.3	27.832	<u>153.5</u>		1:32.061	
12	22.727	360.4	40.492	323.4	28.145	152.6		1:31.364		25	<u>22.413</u>	364.4	40.016	331.3	<u>27.674</u>	152.3		<u>1:30.103</u>	
13	22.728	362.8	40.496	329.3	28.358	152.0		1:31.582		26	22.426	363.6	<u>39.826</u>	<u>334.4</u>	Pit In			1:37.907	

26 Jesse van Kuijk (NLD)																			
lap	Sect-1	Speed	Sect-2	Speed	Sect-3	Speed	TopSpeed	laptime	pit	lap	Sect-1	Speed	Sect-2	Speed	Sect-3	Speed	Topspeed	laptime	pit
1	Pit Out	256.2	44.521	300.8	29.625	150.3		1:40.766		23	22.849	361.2	40.920	315.8	Pit In			1:38.392	
2	24.200	345.1	41.588	321.4	28.979	151.1		1:34.767		24	Pit Out	239.6	45.659	306.8	29.085	149.7		27:37.467	
3	22.948	360.4	40.725	321.4	28.606	151.1		1:32.279		25	23.105	357.2	40.935	319.5	28.651	151.1		1:32.691	
4	22.982	358.0	40.783	318.6	28.582	151.7		1:32.347		26	22.852	362.0	40.578	322.4	28.371	150.6		1:31.801	
5	22.855	361.2	45.702	259.6	Pit In			1:50.256		27	22.967	362.0	40.524	331.3	28.130	152.6		1:31.621	
6	Pit Out	286.0	42.267	304.2	29.429	152.0		17:33.494		28	22.911	359.6	40.472	332.3	28.282	152.0		1:31.665	
7	23.395	356.4	40.739	316.7	28.616	151.4		1:32.750		29	22.832	362.0	40.542	329.3	28.548	148.3		1:31.922	
8	22.944	360.4	41.063	326.3	28.641	152.0		1:32.648		30	23.212	359.6	40.939	323.4	Pit In			1:36.958	
9	22.941	359.6	40.653	333.3	28.369	151.7		1:31.963		31	Pit Out	348.8	40.748	323.4	28.410	152.0		6:43.584	
10	22.790	360.4	40.554	333.3	28.327	151.4		1:31.671		32	22.841	359.6	40.493	329.3	28.066	152.3		1:31.400	
11	22.791	361.2	40.789	320.5	Pit In			1:36.601		33	22.891	360.4	40.364	333.3	28.549	152.0		1:31.804	





Porsche Mobil 1 Supercup Trackdays

PSC

23 - 24 June 2020

Laps and Sector Times - Wednesday Morning Session

Red Bull Ring - 4318 mtr.

12	Pit Out	312.5	41.504	314.0	28.517	152.3	7:15.958	34	22.832	361.2	40.579	328.3	28.407	149.4	1:31.818
13		22.761	362.0	40.707	324.3	28.416	<u>152.9</u>	35	23.018	361.2	40.971	324.3	Pit In		1:37.550
14		22.827	<u>363.6</u>	40.724	328.3	28.302	152.3	36	Pit Out	283.5	45.045	300.8	29.665	149.2	19:18.903
15		22.795	360.4	41.813	324.3	28.506	150.9	37	23.155	344.3	41.486	318.6	28.428	151.4	1:33.069
16		22.868	361.2	41.506	319.5	28.599	151.4	38	22.716	361.2	40.514	332.3	27.948	152.3	1:31.178
17		22.835	360.4	41.118	325.3	Pit In		39	<u>22.613</u>	362.0	40.242	<u>335.4</u>	<u>27.878</u>	152.3	<u>1:30.733</u>
18	Pit Out	351.0	41.586	316.7	28.537	152.0	3:41.289	40	22.643	<u>363.6</u>	40.119	332.3	28.316	152.3	1:31.078
19		22.827	359.6	40.739	328.3	28.345	152.6	41	22.752	<u>362.8</u>	<u>40.085</u>	331.3	28.666	152.3	1:31.503
20		22.778	361.2	40.897	327.3	28.466	152.3	42	22.784	362.0	40.360	327.3	Pit In		1:36.821
21		22.776	360.4	40.864	324.3	28.301	152.6	43	Pit Out	283.0	42.743	311.2	Pit In		9:03.492
22		22.795	362.0	40.558	327.3	28.689	152.6	44							

30		Lucas Groeneveld (NLD)																	
lap	Sect-1	Speed	Sect-2	Speed	Sect-3	Speed	TopSpeed	laptime	pit	lap	Sect-1	Speed	Sect-2	Speed	Sect-3	Speed	Topspeed	laptime	pit
1	Pit Out	197.5	46.024	281.3	30.961	147.2		1:48.678		23	22.949	358.8	40.981	314.9	28.492	<u>152.6</u>			1:32.422
2		23.561	348.0	42.403	298.3	30.743	149.4	1:36.707		24	22.813	361.2	40.938	315.8	28.629	152.0			1:32.380
3		23.405	355.7	43.823	300.8	28.865	150.0	1:36.093		25	22.902	318.6	42.421	280.5	Pit In				1:41.494
4		23.080	357.2	41.027	314.0	31.031	71.7	1:35.138		26	Pit Out	303.1	43.539	291.1	31.005	147.5			8:29.593
5		30.019	224.3	45.736	279.8	Pit In		1:57.562		27	23.305	356.4	41.074	311.2	28.594	151.1			1:32.973
6	Pit Out	319.9	42.474	300.0	29.156	150.6		16:44.799		28	22.813	359.6	40.520	314.9	28.131	151.7			1:31.464
7		23.014	334.4	41.478	312.1	28.760	150.3	1:33.252		29	22.912	362.8	40.667	308.6	28.202	150.9			1:31.781
8		22.965	361.2	40.973	310.3	28.649	150.9	1:32.587		30	22.748	362.8	40.461	313.0	28.226	151.7			1:31.435
9		22.882	360.4	40.911	314.9	28.570	151.4	1:32.363		31	22.756	<u>363.6</u>	40.639	310.3	<u>28.110</u>	<u>152.6</u>			1:31.505
10		22.865	361.2	40.869	311.2	28.452	151.1	1:32.186		32	22.627	353.3	41.599	305.1	Pit In				1:37.661
11		22.747	361.2	40.972	321.4	28.697	150.6	1:32.416		33	Pit Out	252.2	49.740	282.7	30.887	150.0			36:46.826
12		23.106	334.4	42.337	308.6	Pit In		1:40.029		34	23.475	355.7	41.436	321.4	28.541	150.6			1:33.452
13	Pit Out	349.5	41.644	304.2	28.970	150.3		5:59.194		35	25.028	258.7	41.730	304.2	Pit In				1:41.075
14		23.776	354.9	41.141	305.9	28.657	150.9	1:33.574		36	Pit Out	290.1	45.033	311.2	29.380	150.0			4:17.411
15		23.035	359.6	40.856	316.7	28.662	151.1	1:32.553		37	23.031	351.8	41.300	305.9	28.384	150.3			1:32.715
16		22.845	361.2	41.607	303.4	28.519	151.7	1:32.971		38	22.650	361.2	40.403	320.5	28.600	<u>152.6</u>			1:31.653
17		22.863	361.2	40.941	313.0	28.711	150.3	1:32.515		39	<u>22.598</u>	362.0	40.315	319.5	28.160	151.4			<u>1:31.073</u>
18		23.725	342.2	42.868	284.2	Pit In		1:41.422		40	22.737	362.0	40.586	314.0	29.084	151.7			1:32.407
19	Pit Out	307.7	45.230	298.3	29.356	150.6		26:15.047		41	22.659	362.8	40.340	320.5	28.189	152.0			1:31.188
20		23.199	358.8	40.974	314.0	28.608	152.0	1:32.781		42	22.801	<u>363.6</u>	<u>40.281</u>	<u>323.4</u>	28.145	152.3			1:31.227
21		22.865	361.2	41.209	306.8	28.606	150.9	1:32.680		43	24.083	303.7	52.597	216.9	Pit In				2:05.351
22		23.005	359.6	44.403	298.3	29.032	151.4	1:36.440		44									

31		Daan van Kuijk (NLD)																	
lap	Sect-1	Speed	Sect-2	Speed	Sect-3	Speed	TopSpeed	laptime	pit	lap	Sect-1	Speed	Sect-2	Speed	Sect-3	Speed	Topspeed	laptime	pit
1	Pit Out	226.2	49.096	274.8	30.787	139.9		1:53.033		22	22.792	360.4	41.144	327.3	28.503	150.9			1:32.439
2		24.137	346.5	42.653	303.4	28.907	148.3	1:35.697		23	22.983	360.4	41.003	326.3	28.453	150.3			1:32.439
3		23.165	357.2	41.260	317.6	28.623	149.7	1:33.048		24	23.021	359.6	40.920	327.3	28.659	151.1			1:32.600
4		23.341	356.4	40.879	312.1	28.342	150.3	1:32.562		25	22.635	362.0	41.053	327.3	29.488	150.3			1:33.176
5		23.097	358.8	41.035	327.3	28.812	149.2	1:32.944		26	22.774	361.2	40.901	319.5	28.321	<u>152.0</u>			1:31.996
6		23.171	357.2	41.148	311.2	28.615	150.6	1:32.934		27	23.030	362.8	40.764	323.4	29.199	149.4			1:32.993
7		23.079	358.8	41.218	324.3	28.622	150.0	1:32.919		28	23.000	362.0	41.136	328.3	28.650	151.1			1:32.786
8		22.991	358.8	40.890	324.3	28.479	149.4	1:32.360		29	22.853	<u>363.6</u>	41.011	321.4	Pit In				1:39.969
9		23.053	358.0	40.837	324.3	28.720	150.0	1:32.610		30	Pit Out	341.4	42.169	311.2	Pit In				10:02.391
10		23.096	359.6	41.685	314.0	Pit In		1:42.155		31	Pit Out	127.6	59.003	206.5	31.748	145.6			28:52.274
11	Pit Out	312.5	42.310	314.0	28.782	149.2		21:24.589		32	24.360	332.3	41.677	306.8	28.981	151.4			1:35.018
12		23.132	357.2	40.917	321.4	28.467	149.7	1:32.516		33	22.955	359.6	40.449	<u>334.4</u>	28.037	150.6			1:31.441
13		23.152	357.2	40.803	328.3	28.837	148.3	1:32.792		34	<u>22.576</u>	360.4	40.414	327.3	<u>28.011</u>	150.9			1:31.001
14		22.958	354.1	40.950	330.3	29.102	151.1	1:33.010		35	22.746	362.0	<u>40.192</u>	324.3	28.058	<u>152.0</u>			<u>1:30.996</u>
15		23.126	357.2	40.857	327.3	28.638	150.0	1:32.621		36	22.687	362.0	40.362	328.3	30.413	150.6			1:33.462
16		23.041	359.6	40.724	322.4	28.630	150.6	1:32.395		37	22.810	360.4	40.517	319.5	Pit In				1:41.241
17		23.096	359.6	40.765	320.5	28.511	149.7	1:32.372		38	Pit Out	335.1	41.232	316.7	28.187	<u>152.0</u>			4:09.528
18		23.074	360.4	40.706	319.5	28.767	150.9	1:32.547		39	22.893	362.8	40.606	327.3	28.141	<u>152.0</u>			1:31.640
19		23.061	351.8	41.592	308.6	Pit In		1:43.802		40	22.895	<u>363.6</u>	40.523	324.3	28.025	<u>152.0</u>			1:31.443
20	Pit Out	334.4	41.289	311.2	29.777	138.0		7:17.438		41	24.138	284.0	51.280	243.8	Pit In				2:05.218
21		23.348	357.2	41.192	322.4	28.363	150.6	1:32.903		42	Pit Out	227.1	43.699	305.1	Pit In				11:25.383

32		Philippe Haezebrouck (FRA)																	
lap	Sect-1	Speed	Sect-2	Speed	Sect-3	Speed	TopSpeed	laptime	pit	lap	Sect-1	Speed	Sect-2	Speed	Sect-3	Speed	Topspeed	laptime	pit
1	Pit Out	187.1	55.122	248.3	37.370	141.9		2:07.074		16	Pit Out	172.7	55.127	268.0	35.208	145.3			13:21.598
2		25.690	314.3	44.173	270.0	30.347	145.3	1:40.210		17	23.974	316.8	44.800	300.0	30.175	148.3			1:38.949
3		23.628	319.3	45.259	289.5	30.397	148.9	1:39.284		18	23.835	349.5	43.237	290.3	29.683	149.4			1:36.755
4		23.541	344.3	42.701	284.2	Pit In		1:51.445		19	23.326	353.3	1:08.116	85.4	Pit In				2:19.914
5	Pit Out	236.8	50.993	299.2	31.072	148.0		18:58.427		20	Pit Out	309.5	43.359	291.9	29.628	148.0			6:03.356





Porsche Mobil 1 Supercup Trackdays

PSC

23 - 24 June 2020

Laps and Sector Times - Wednesday Morning Session

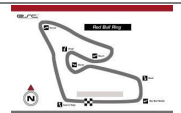
Red Bull Ring - 4318 mtr.

6	23.375	340.0	42.954	290.3	29.720	148.3	1:36.049	21	23.503	353.3	42.364	285.7	29.720	149.4	1:35.587
7	23.790	342.9	42.778	289.5	30.587	147.5	1:37.155	22	23.506	350.3	42.223	281.3	29.416	148.6	1:35.145
8	23.700	345.1	42.815	291.9	29.450	147.5	1:35.965	23	23.406	352.6	42.563	<u>308.6</u>	29.685	149.2	1:35.654
9	23.543	350.3	42.224	291.1	29.716	146.7	1:35.483	24	23.183	354.1	42.247	279.1	29.468	148.9	1:34.898
10	23.435	351.0	42.109	289.5	29.658	149.4	1:35.202	25	23.445	356.4	42.049	291.1	29.272	149.4	1:34.766
11	23.415	308.9	42.403	295.9	29.382	149.4	1:35.200	26	23.305	<u>358.0</u>	42.087	293.5	<u>29.058</u>	<u>149.7</u>	1:34.450
12	23.395	349.5	42.381	291.1	29.416	149.4	1:35.192	27	23.181	356.4	<u>41.874</u>	289.5	29.136	149.2	<u>1:34.191</u>
13	23.291	355.7	42.279	295.1	29.369	148.9	1:34.939	28	25.539	251.4	51.264	225.5	Pit In		2:03.614
14	<u>23.073</u>	356.4	42.325	284.2	29.612	148.3	1:35.010	29	Pit Out	210.9	49.509	267.3	Pit In		10:49.178
15	25.544	293.8	46.168	265.4	Pit In		1:57.116	30							

33 Florian Latorre (FRA)																			
lap	Sect-1	Speed	Sect-2	Speed	Sect-3	Speed	TopSpeed	laptime	pit	lap	Sect-1	Speed	Sect-2	Speed	Sect-3	Speed	Topspeed	laptime	pit
1	Pit Out	210.6	45.306	282.7	Pit In			1:56.489		16	22.701	361.2	41.091	325.3	<u>28.064</u>	153.2		1:31.856	
2	Pit Out	335.1	42.228	309.5	29.322	148.0	23:11.451			17	22.589	362.0	40.409	327.3	28.194	152.3		1:31.192	
3	23.237	359.6	40.792	327.3	28.351	151.7	1:32.380			18	22.649	363.6	40.327	329.3	28.446	144.5		1:31.422	
4	22.732	362.8	40.539	324.3	28.124	152.9	1:31.395			19	22.934	364.4	40.540	321.4	Pit In			1:38.228	
5	22.648	364.4	40.444	327.3	28.140	153.2	1:31.232			20	Pit Out	351.8	40.729	322.4	28.170	<u>153.5</u>		9:50.516	
6	22.657	<u>365.3</u>	41.367	300.8	Pit In		1:39.267			21	22.656	363.6	40.391	328.3	28.126	<u>153.5</u>		1:31.173	
7	Pit Out	354.9	41.010	312.1	28.631	151.7	6:29.974			22	<u>22.513</u>	358.0	41.807	279.1	Pit In			1:38.904	
8	22.901	362.8	40.545	324.3	28.110	152.3	1:31.556			23	Pit Out	352.6	40.959	323.4	28.231	152.6		13:39.138	
9	22.696	363.6	<u>40.292</u>	329.3	28.171	<u>153.5</u>	<u>1:31.159</u>			24	22.621	362.0	40.603	333.3	28.172	151.7		1:31.396	
10	22.668	364.4	40.736	305.9	Pit In		1:37.696			25	22.723	362.8	41.666	329.3	28.137	152.0		1:32.526	
11	Pit Out	354.1	42.778	322.4	28.571	152.3	9:11.500			26	22.669	362.0	40.615	327.3	28.108	153.2		1:31.392	
12	22.847	362.0	41.028	325.3	28.290	152.0	1:32.165			27	22.635	364.4	40.522	<u>338.6</u>	28.396	152.9		1:31.553	
13	22.834	363.6	40.898	317.6	Pit In		1:40.295			28	22.670	362.8	40.525	326.3	28.291	151.4		1:31.486	
14	Pit Out	348.0	41.084	315.8	28.391	152.3	12:30.050			29	23.240	345.8	41.642	305.1	Pit In			1:39.859	
15	22.729	360.4	40.700	325.3	28.173	152.0	1:31.602			30									

34 Moritz Sager (AUT)																			
lap	Sect-1	Speed	Sect-2	Speed	Sect-3	Speed	TopSpeed	laptime	pit	lap	Sect-1	Speed	Sect-2	Speed	Sect-3	Speed	Topspeed	laptime	pit
1	Pit Out	216.8	48.325	270.7	30.449	150.0	1:47.663			8	22.926	362.0	44.179	291.1	28.645	<u>152.0</u>		1:35.750	
2	23.715	336.5	43.072	229.8	Pit In		1:54.953			9	22.975	<u>362.8</u>	41.088	<u>314.0</u>	Pit In			1:39.293	
3	Pit Out	317.4	42.929	286.5	29.176	150.3	18:05.866			10	Pit Out	291.2	42.465	303.4	28.859	149.2		4:18.313	
4	23.086	358.0	41.476	300.0	28.554	150.9	1:33.116			11	23.222	359.6	41.453	306.8	28.699	150.9		1:33.374	
5	22.874	362.0	41.022	308.6	28.437	150.3	1:32.333			12	22.959	360.4	<u>40.904</u>	305.1	28.525	151.7		1:32.388	
6	23.101	357.2	41.202	313.0	28.545	151.1	1:32.848			13	22.888	349.5	59.020	98.0	Pit In			2:10.297	
7	<u>22.845</u>	<u>362.8</u>	40.958	310.3	<u>28.362</u>	151.4	<u>1:32.165</u>			14									

911 Michael Fassbender (IRL)																			
lap	Sect-1	Speed	Sect-2	Speed	Sect-3	Speed	TopSpeed	laptime	pit	lap	Sect-1	Speed	Sect-2	Speed	Sect-3	Speed	Topspeed	laptime	pit
1	Pit Out	265.0	49.308	262.8	35.829	142.2	1:58.087			28	Pit Out	296.5	46.302	249.4	31.832	146.9		6:30.765	
2	24.537	335.8	44.026	284.2	32.562	147.5	1:41.125			29	24.052	352.6	42.645	287.2	30.798	149.2		1:37.495	
3	23.592	350.3	45.576	285.7	33.086	146.7	1:42.254			30	26.553	301.4	43.300	297.5	Pit In			1:48.432	
4	23.827	335.8	43.152	268.0	41.127	68.7	1:48.106			31	Pit Out	265.9	45.994	270.0	32.173	146.9		5:27.848	
5	46.509	126.3	1:19.825	173.9	Pit In		3:13.860			32	23.562	354.9	41.966	295.1	30.919	135.6		1:36.447	
6	Pit Out	277.2	47.156	266.7	33.090	144.3	15:57.438			33	23.798	358.0	41.773	302.5	30.396	150.3		1:35.967	
7	23.861	342.2	44.384	292.7	31.997	146.7	1:40.242			34	23.875	354.1	<u>41.670</u>	300.0	29.759	150.0		1:35.304	
8	23.612	341.4	42.992	285.0	32.793	145.9	1:39.397			35	23.121	355.7	41.915	294.3	<u>29.727</u>	149.2		<u>1:34.763</u>	
9	23.700	337.2	43.329	295.9	30.958	146.9	1:37.987			36	23.947	349.5	42.365	285.7	29.788	150.0		1:36.100	
10	23.926	342.2	42.669	292.7	31.021	148.0	1:37.616			37	23.345	349.5	41.801	<u>305.1</u>	30.359	149.4		1:35.505	
11	23.321	342.9	42.260	290.3	30.737	148.6	1:36.318			38	1:25.163	177.1	44.081	284.2	Pit In			2:46.599	
12	23.423	343.6	42.263	293.5	30.495	148.3	1:36.181			39	Pit Out	298.1	45.917	252.9	32.540	146.4		27:19.188	
13	23.466	348.8	41.690	295.1	30.300	149.2	1:35.456			40	24.113	348.8	42.369	283.5	30.439	149.2		1:36.921	
14	23.438	351.0	42.250	295.9	Pit In		1:43.498			41	24.525	318.6	42.402	284.2	30.450	149.2		1:37.377	
15	Pit Out	313.1	44.758	285.7	31.160	147.2	8:22.066			42	23.364	351.8	42.074	<u>305.1</u>	31.329	149.2		1:36.767	
16	23.485	348.8	43.238	297.5	31.230	148.3	1:37.953			43	23.244	356.4	41.825	288.0	30.069	148.9		1:35.138	
17	23.345	354.1	43.075	297.5	Pit In		2:11.870			44	23.312	354.9	43.090	289.5	30.763	141.7		1:37.165	
18	Pit Out	310.7	43.745	276.2	30.822	146.7	7:52.255			45	23.441	349.5	42.332	288.0	29.799	149.2		1:35.572	
19	26.494	337.9	45.980	260.9	Pit In		1:57.127			46	23.035	<u>361.2</u>	41.846	295.9	30.042	149.2		1:34.923	
20	Pit Out	259.5	48.391	260.9	36.228	135.8	16:26.816			47	23.823	255.0	1:01.631	224.5	Pit In			2:12.708	
21	24.288	353.3	43.133	282.0	30.574	149.2	1:37.995			48	Pit Out	318.0	43.134	282.0	30.776	149.7		8:23.775	
22	23.691	354.9	43.840	269.3	31.376	148.3	1:38.907			49	23.096	359.6	42.931	286.5	30.008	150.0		1:36.035	
23	23.456	354.9	42.647	281.3	30.383	149.4	1:36.486			50	23.210	357.2	42.510	276.2	29.903	150.3		1:35.623	
24	23.360	354.1	42.542	288.8	30.797	149.2	1:36.699			51	23.734	354.9	42.005	295.1	29.739	<u>150.9</u>		1:35.478	
25	23.212	352.6	42.287	289.5	30.271	149.4	1:35.770			52	23.431	355.7	42.168	283.5	29.748	150.3		1:35.347	
26	23.269	355.7	42.016	294.3	29.925	150.6	1:35.210			53	<u>22.956</u>	355.7	42.142	281.3	29.894	150.6		1:34.992	
27	24.393	353.3	41.952	288.0	Pit In		1:42.500			54	23.231	358.8	42.419	289.5	Pit In			1:42.262	





Porsche Mobil 1 Supercup Trackdays

PSC

Laps and Sector Times - Wednesday Morning Session

23 - 24 June 2020

Red Bull Ring - 4318 mtr.

