

ESC CLUB SERIES ROUND 5 - RED BULL RING
ESC

GT

16 July 2018

Laps and Sector Times - Session 2

Red Bull Ring - 4318 mtr.

33 Alexander Volz										Ferrari GT3									
lap	Sect-1	Speed	Sect-2	Speed	Sect-3	Speed	TopSpeed	laptime	pit	lap	Sect-1	Speed	Sect-2	Speed	Sect-3	Speed	Topspeed	laptime	pit

38 Dirk Neubauer										Porsche GT3										
lap	Sect-1	Speed	Sect-2	Speed	Sect-3	Speed	TopSpeed	laptime	pit	lap	Sect-1	Speed	Sect-2	Speed	Sect-3	Speed	Topspeed	laptime	pit	
1	27.378	185.7	49.292	127.7	42.660	169.8		1:59.330		6	27.574	170.4	54.893	97.5	<u>37.085</u>	<u>184.3</u>			1:59.552	
2	31.978	157.9	52.596	127.1	37.396	159.5		2:01.970		7	27.604	157.2	52.325	101.5	38.779	<u>184.3</u>			1:58.708	
3	27.835	192.0	49.639	116.6	38.563	151.9		<u>1:56.037</u>		8	35.835	100.6	56.382	109.8	37.444	182.4			2:09.661	
4	27.798	<u>208.8</u>	<u>46.309</u>	<u>138.5</u>	In			2:04.739 P		9	27.613	163.2	53.833	97.8	In				2:23.994 P	
5		152.5	51.665	109.5	38.919	<u>184.3</u>		4:03.767		10										

71 Stefan Wieland										Porsche 991.2 GT3										
lap	Sect-1	Speed	Sect-2	Speed	Sect-3	Speed	TopSpeed	laptime	pit	lap	Sect-1	Speed	Sect-2	Speed	Sect-3	Speed	Topspeed	laptime	pit	
1	Out	174.0	48.588	123.3	34.263	177.9		1:51.046		3	26.337	<u>215.1</u>	<u>45.070</u>	134.0	<u>33.122</u>	<u>178.5</u>			1:44.529	
2	26.559	210.8	45.470	<u>135.3</u>	33.360	<u>178.5</u>		1:45.389		4	<u>26.134</u>	214.2	50.914	108.2	In				2:01.592 P	

179 Hans-Jürgen Trossin										Porsche Cayman GT4										
lap	Sect-1	Speed	Sect-2	Speed	Sect-3	Speed	TopSpeed	laptime	pit	lap	Sect-1	Speed	Sect-2	Speed	Sect-3	Speed	Topspeed	laptime	pit	
1	27.233	203.3	<u>47.590</u>	<u>133.3</u>	34.476	173.6		<u>1:49.299</u>		3	32.142	109.3	1:05.237	97.1	In				2:31.292 P	
2	27.368	<u>203.7</u>	47.671	131.1	<u>34.301</u>	<u>173.9</u>		1:49.340		4										


906 Kurz-Bliss										ESC 991 GT3 exkl.										
lap	Sect-1	Speed	Sect-2	Speed	Sect-3	Speed	TopSpeed	laptime	pit	lap	Sect-1	Speed	Sect-2	Speed	Sect-3	Speed	Topspeed	laptime	pit	
1	27.578	164.9	49.839	120.8	40.949	158.8		1:58.366		6	<u>27.207</u>	186.0	53.409	111.3	38.128	184.9			1:58.744	
2	32.684	141.7	51.923	125.3	37.198	161.2		2:01.805		7	28.162	181.3	52.802	103.1	38.118	175.0			1:59.082	
3	28.303	175.4	49.807	115.1	37.924	157.7		<u>1:56.034</u>		8	35.923	98.7	55.793	108.9	37.010	184.9			2:08.726	
4	27.272	<u>204.0</u>	<u>46.480</u>	<u>136.4</u>	In			2:05.323 P		9	28.500	184.4	53.142	89.9	In				2:18.282 P	
5		165.9	51.765	110.9	38.798	184.3		4:00.473		10										

907 Josef Heilmann										Porsche 991 Turbo S										
lap	Sect-1	Speed	Sect-2	Speed	Sect-3	Speed	TopSpeed	laptime	pit	lap	Sect-1	Speed	Sect-2	Speed	Sect-3	Speed	Topspeed	laptime	pit	
1	27.934	<u>191.7</u>	49.967	<u>114.2</u>	45.183	123.7		2:03.084		7	28.999	190.3	48.347	109.8	35.288	137.6			<u>1:52.634</u>	
2	35.112	139.5	50.917	112.5	37.432	181.8		2:03.461		8	34.661	159.1	<u>48.242</u>	110.7	38.307	177.6			2:01.210	
3	28.217	170.7	50.272	103.3	36.444	186.5		1:54.933		9	28.200	140.7	53.590	102.9	38.981	186.9			2:00.771	
4	29.587	150.0	49.875	105.1	37.905	139.0		1:57.367		10	29.624	160.0	51.453	113.0	<u>34.454</u>	167.4			1:55.531	
5	29.794	172.6	49.544	107.6	35.130	<u>196.4</u>		1:54.468		11	<u>27.736</u>	138.2	53.581	110.0	34.464	177.9			1:55.781	
6	28.468	127.0	48.738	112.0	36.541	123.7		1:53.747		12										

911 Dönz-Dönz										Porsche 991 S										
lap	Sect-1	Speed	Sect-2	Speed	Sect-3	Speed	TopSpeed	laptime	pit	lap	Sect-1	Speed	Sect-2	Speed	Sect-3	Speed	Topspeed	laptime	pit	
1	32.071	122.1	57.429	99.3	39.317	168.2		2:08.817		6	31.477	146.1	1:04.978	98.7	39.178	164.9			2:15.633	
2	34.358	106.7	1:06.426	94.4	40.145	<u>169.8</u>		2:20.929		7	29.308	167.2	54.231	103.4	39.163	168.0			<u>2:02.702</u>	
3	35.399	98.7	1:05.924	96.3	In			2:43.245 P		8	38.631	121.8	1:00.342	99.6	<u>38.888</u>	166.7			2:17.861	
4		146.3	58.444	94.6	40.945	167.7		3:20.731		9	<u>28.896</u>	<u>192.7</u>	<u>52.041</u>	<u>109.3</u>	In				2:13.432 P	
5	31.437	116.6	1:08.260	82.8	40.770	166.9		2:20.467		10										

914 Herzog-Herzog										Porsche 991 GT3										
lap	Sect-1	Speed	Sect-2	Speed	Sect-3	Speed	TopSpeed	laptime	pit	lap	Sect-1	Speed	Sect-2	Speed	Sect-3	Speed	Topspeed	laptime	pit	
1	30.711	151.9	52.150	108.2	37.530	180.0		2:00.391		6	26.925	164.2	51.529	111.6	39.157	185.9			1:57.611	
2	33.445	102.6	58.790	102.1	37.914	186.5		2:10.149		7	27.738	172.9	51.992	<u>119.2</u>	36.093	184.3			1:55.823	
3	28.072	160.3	52.911	95.4	In			2:25.715 P		8	26.766	<u>189.0</u>	50.401	109.3	36.159	186.5			1:53.326	
4		179.2	50.397	95.2	40.705	147.3		3:12.518		9	<u>26.612</u>	187.7	<u>50.138</u>	114.6	35.899	187.5			<u>1:52.649</u>	
5	31.785	99.7	52.805	108.0	<u>35.415</u>	<u>187.8</u>		2:00.005		10	29.566	152.1	1:05.117	87.9	In				2:47.666 P	

919 Erich Hoch										Porsche 991 GT3 exkl.										
lap	Sect-1	Speed	Sect-2	Speed	Sect-3	Speed	TopSpeed	laptime	pit	lap	Sect-1	Speed	Sect-2	Speed	Sect-3	Speed	Topspeed	laptime	pit	
1	27.633	164.9	49.876	118.2	40.967	163.9		1:58.476		6	<u>27.453</u>	177.4	55.084	103.4	37.353	186.5			1:59.890	
2	32.394	144.5	52.198	<u>120.0</u>	37.400	165.9		2:01.992		7	27.462	169.6	52.507	103.3	38.531	186.2			1:58.500	
3	27.963	184.1	50.093	113.0	38.160	137.6		<u>1:56.216</u>		8	35.745	97.1	56.642	116.1	37.130	184.6			2:09.517	
4	29.816	<u>186.0</u>	<u>47.730</u>	113.2	In			2:16.662 P		9	27.779	170.1	52.744	95.7	In				2:20.933 P	
5		159.3	52.059	110.0	38.478	186.9		3:50.015		10										



ESC CLUB SERIES ROUND 5 - RED BULL RING
ESC

GT

16 July 2018

Laps and Sector Times - Session 2

Red Bull Ring - 4318 mtr.

923 Tom Fechtner									Porsche Cayman 718										
lap	Sect-1	Speed	Sect-2	Speed	Sect-3	Speed	TopSpeed	laptime	pit	lap	Sect-1	Speed	Sect-2	Speed	Sect-3	Speed	Topspeed	laptime	pit
1	30.001	153.6	57.236	105.7	42.160	166.9		2:09.397		6	36.889	105.1	1:09.759	98.7	39.996	169.0		2:26.644	
2	30.629	120.3	1:05.597	99.6	41.587	<u>169.8</u>		2:17.813		7	<u>29.319</u>	164.2	<u>53.610</u>	<u>106.7</u>	40.374	166.9		<u>2:03.303</u>	
3	30.322	146.7	57.107	98.9	In			2:20.760 P		8	38.517	113.1	58.981	94.2	39.780	167.7		2:17.278	
4		166.5	55.965	102.1	40.652	166.9		3:31.920		9	29.332	<u>175.7</u>	53.714	106.1	In			2:16.991 P	
5	35.279	114.5	1:05.153	102.9	<u>39.078</u>	169.5		2:19.510		10									

924 Schenk Stefan									Porsche Cayman 718										
lap	Sect-1	Speed	Sect-2	Speed	Sect-3	Speed	TopSpeed	laptime	pit	lap	Sect-1	Speed	Sect-2	Speed	Sect-3	Speed	Topspeed	laptime	pit
1	33.546	118.6	55.079	108.0	39.066	149.0		2:07.691		6	31.766	155.8	1:04.382	105.3	38.661	167.4		2:14.809	
2	45.394	152.3	1:04.591	97.8	42.119	167.4		2:32.104		7	30.259	155.8	53.975	104.4	37.906	165.4		<u>2:02.140</u>	
3	30.761	155.8	59.133	105.9	In			2:22.302 P		8	40.229	117.6	59.725	107.4	<u>37.704</u>	166.7		2:17.658	
4		139.3	57.875	97.1	41.103	<u>167.7</u>		3:32.703		9	<u>28.814</u>	<u>165.7</u>	<u>52.442</u>	<u>114.9</u>	In			2:13.505 P	
5	32.141	115.6	1:07.743	86.8	40.760	167.2		2:20.644		10									

925 Christian Gwschendtner									Porsche 911 GT3										
lap	Sect-1	Speed	Sect-2	Speed	Sect-3	Speed	TopSpeed	laptime	pit	lap	Sect-1	Speed	Sect-2	Speed	Sect-3	Speed	Topspeed	laptime	pit
1	28.441	150.8	54.418	106.5	40.024	180.3		2:02.883		7	27.732	178.9	50.196	120.0	37.457	179.4		1:55.385	
2	29.655	158.8	50.241	123.6	37.749	177.9		1:57.645		8	28.519	157.9	52.400	118.2	36.935	177.0		1:57.854	
3	28.445	178.6	50.023	112.7	37.017	178.2		1:55.485		9	27.398	168.8	52.426	112.0	39.499	167.7		1:59.323	
4	29.424	175.1	<u>49.073</u>	113.2	39.013	161.9		1:57.510		10	29.476	148.7	51.630	118.2	36.709	182.1		1:57.815	
5	29.202	<u>190.3</u>	49.125	119.2	<u>35.245</u>	<u>182.4</u>		<u>1:53.572</u>		11	<u>27.227</u>	174.3	51.652	118.4	37.310	181.2		1:56.189	
6	34.855	134.2	50.382	<u>127.1</u>	37.020	180.6		2:02.257		12									


926 Luis König									Porsche GT3 Touring										
lap	Sect-1	Speed	Sect-2	Speed	Sect-3	Speed	TopSpeed	laptime	pit	lap	Sect-1	Speed	Sect-2	Speed	Sect-3	Speed	Topspeed	laptime	pit
1	30.581	150.4	56.451	102.9	43.052	169.5		2:10.084		6	31.378	158.4	1:04.355	98.0	38.894	175.0		2:14.627	
2	30.084	137.0	1:05.519	92.2	42.454	171.4		2:18.057		7	30.305	161.7	53.593	110.2	<u>38.138</u>	154.3		<u>2:02.036</u>	
3	30.917	159.5	59.250	108.2	In			2:21.522 P		8	39.977	127.6	59.165	106.9	38.363	<u>177.6</u>		2:17.505	
4		132.4	57.657	95.9	41.119	173.6		3:33.651		9	<u>29.134</u>	<u>167.5</u>	<u>51.962</u>	<u>116.6</u>	In			2:12.832 P	
5	32.220	126.8	1:07.791	90.6	40.737	163.4		2:20.748		10									

929 Bernd Molitor									Porsche 718 Boxter										
lap	Sect-1	Speed	Sect-2	Speed	Sect-3	Speed	TopSpeed	laptime	pit	lap	Sect-1	Speed	Sect-2	Speed	Sect-3	Speed	Topspeed	laptime	pit
1	31.690	109.7	57.885	103.6	40.046	167.2		2:09.621		6	31.844	136.5	1:04.609	102.1	39.599	169.3		2:16.052	
2	33.440	86.4	1:06.658	102.7	39.951	169.0		2:20.049		7	29.306	156.3	54.258	<u>109.3</u>	39.604	145.2		<u>2:03.168</u>	
3	31.324	125.3	56.855	104.7	In			2:21.256 P		8	39.146	115.5	59.193	101.9	<u>38.880</u>	165.4		2:17.219	
4		153.0	55.687	104.7	40.144	169.3		3:32.170		9	<u>29.214</u>	<u>175.7</u>	<u>52.874</u>	108.2	In			2:16.329 P	
5	44.474	67.2	1:05.258	87.5	40.831	<u>169.8</u>		2:30.563		10									

940 Jörg Dreisow									Porsche 991 GT2 RS										
lap	Sect-1	Speed	Sect-2	Speed	Sect-3	Speed	TopSpeed	laptime	pit	lap	Sect-1	Speed	Sect-2	Speed	Sect-3	Speed	Topspeed	laptime	pit

941 Gerald Fischer									Porsche GT3 4.0										
lap	Sect-1	Speed	Sect-2	Speed	Sect-3	Speed	TopSpeed	laptime	pit	lap	Sect-1	Speed	Sect-2	Speed	Sect-3	Speed	Topspeed	laptime	pit
1	29.694	162.2	54.846	99.8	38.339	179.1		2:02.879		6		172.1	52.631	103.4	38.205	125.6		3:22.241	
2	28.665	166.5	53.113	105.7	39.102	168.2		2:00.880		7	42.684	92.4	57.639	102.1	<u>36.520</u>	175.3		2:16.843	
3	28.931	167.8	52.545	108.9	37.734	180.6		1:59.210		8	28.101	149.4	51.841	<u>115.9</u>	40.696	137.2		2:00.638	
4	30.129	167.8	51.924	103.3	36.780	<u>183.7</u>		<u>1:58.833</u>		9	32.201	140.0	57.713	100.7	40.577	150.8		2:10.491	
5	<u>27.425</u>	178.3	<u>51.563</u>	104.0	In			2:29.340 P		10	28.470	<u>181.3</u>	54.788	104.7	37.841	175.9		2:01.099	

945 Ralph Strühn									Porsche 991 GT3										
lap	Sect-1	Speed	Sect-2	Speed	Sect-3	Speed	TopSpeed	laptime	pit	lap	Sect-1	Speed	Sect-2	Speed	Sect-3	Speed	Topspeed	laptime	pit
1	27.323	191.3	49.040	127.4	34.606	181.5		1:50.969		6	27.950	184.4	51.824	91.1	41.568	171.4		2:01.342	
2	28.213	<u>197.7</u>	<u>48.592</u>	128.3	<u>34.303</u>	<u>181.8</u>		1:51.108		7	30.072	155.6	51.983	117.1	36.251	177.6		1:58.306	
3	<u>27.277</u>	176.6	48.950	<u>129.2</u>	34.480	180.9		<u>1:50.707</u>		8	27.836	187.3	56.108	119.5	36.454	179.4		2:00.398	
4	27.809	176.3	58.225	111.3	In			2:26.123 P		9	27.991	171.5	50.653	117.1	36.943	173.6		1:55.587	
5		184.8	50.848	126.5	35.797	178.2		3:45.629		10	28.736	178.9	51.793	118.7	37.654	177.0		1:58.183	



ESC CLUB SERIES ROUND 5 - RED BULL RING ESC

GT

16 July 2018

Laps and Sector Times - Session 2

Red Bull Ring - 4318 mtr.

946 Franz Strühn								Porsche 991 GT3												
lap	Sect-1	Speed	Sect-2	Speed	Sect-3	Speed	TopSpeed	laptime	pit	lap	Sect-1	Speed	Sect-2	Speed	Sect-3	Speed	Topspeed	laptime	pit	
1	27.399	200.2	48.738	132.0	33.791	169.8		<u>1:49.928</u>		6	28.071	183.8	51.702	89.3	41.705	150.2			2:01.478	
2	29.776	<u>212.5</u>	<u>48.128</u>	<u>132.4</u>	33.805	184.6		1:51.709		7	30.011	150.4	51.789	117.1	36.446	170.1			1:58.246	
3	<u>27.226</u>	190.0	49.628	129.5	<u>33.442</u>	183.7		1:50.296		8	28.017	186.7	55.766	112.0	36.525	184.0			2:00.308	
4	28.617	172.9	58.065	113.9	In			2:26.051	P	9	28.237	172.3	50.567	117.4	36.881	164.4			1:55.685	
5		182.6	50.583	118.2	35.769	171.4		3:48.620		10	28.763	168.5	51.557	121.3	38.205	<u>185.2</u>			1:58.525	

949 Dr. Hans Fünfgelder								Porsche 991 Targa GTS												
lap	Sect-1	Speed	Sect-2	Speed	Sect-3	Speed	TopSpeed	laptime	pit	lap	Sect-1	Speed	Sect-2	Speed	Sect-3	Speed	Topspeed	laptime	pit	
1	29.330	184.4	53.703	102.9	39.177	144.6		2:02.210		6		188.0	52.492	109.5	37.107	151.0			2:29.559	
2	29.106	187.7	52.420	108.2	39.045	150.2		2:00.571		7	43.533	93.2	57.239	102.5	37.361	173.1			2:18.133	
3	29.933	184.4	50.998	<u>114.6</u>	39.696	154.5		2:00.627		8	<u>27.881</u>	181.0	52.057	111.3	39.676	134.0			1:59.614	
4	30.359	190.3	51.489	100.7	<u>36.249</u>	172.0		<u>1:58.097</u>		9	32.390	134.1	57.300	100.9	40.530	150.2			2:10.220	
5	28.051	187.7	<u>50.791</u>	109.1	In			3:24.917	P	10	29.385	<u>193.1</u>	53.716	94.9	38.177	<u>176.2</u>			2:01.278	

953 Hans Kistenpfennig								Porsche 991.2 GT3												
lap	Sect-1	Speed	Sect-2	Speed	Sect-3	Speed	TopSpeed	laptime	pit	lap	Sect-1	Speed	Sect-2	Speed	Sect-3	Speed	Topspeed	laptime	pit	
1	30.851	161.2	51.639	113.9	38.145	180.3		2:00.635		6	26.831	155.8	51.312	107.8	38.231	179.4			1:56.374	
2	32.857	107.9	58.963	110.4	38.274	183.4		2:10.094		7	28.854	170.4	<u>49.858</u>	115.4	36.019	183.1			1:54.731	
3	28.150	155.4	52.650	103.8	In			2:22.274	P	8	28.017	184.4	50.729	109.5	35.630	<u>186.5</u>			1:54.376	
4		180.1	50.032	104.9	40.874	163.6		3:15.770		9	<u>26.737</u>	<u>189.3</u>	50.596	108.4	35.582	186.2			<u>1:52.915</u>	
5	31.773	97.4	52.712	<u>120.0</u>	<u>35.501</u>	185.9		1:59.986		10	30.411	141.9	1:04.944	89.4	In				2:43.796	P

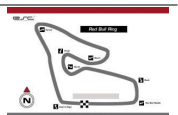
954 Jan Rehnig								Porsche 991 GT3												
lap	Sect-1	Speed	Sect-2	Speed	Sect-3	Speed	TopSpeed	laptime	pit	lap	Sect-1	Speed	Sect-2	Speed	Sect-3	Speed	Topspeed	laptime	pit	
1	26.850	214.2	49.507	114.9	38.027	183.1		1:54.384		5	<u>26.482</u>	207.6	52.371	120.0	35.227	184.6			1:54.080	
2	26.498	210.8	48.651	<u>124.1</u>	36.239	185.9		1:51.388		6	26.876	<u>215.9</u>	47.754	121.3	<u>34.135</u>	184.6			<u>1:48.765</u>	
3	26.669	<u>215.9</u>	<u>47.636</u>	120.8	37.860	148.6		1:52.165		7	36.967	112.1	1:04.711	109.5	In				2:31.595	P
4	31.354	132.8	53.647	114.6	35.238	<u>187.5</u>		2:00.239		8										

955 Jürgen Wehinger								Porsche Cayman GT4												
lap	Sect-1	Speed	Sect-2	Speed	Sect-3	Speed	TopSpeed	laptime	pit	lap	Sect-1	Speed	Sect-2	Speed	Sect-3	Speed	Topspeed	laptime	pit	
1	30.880	170.4	52.110	120.3	37.776	175.9		2:00.766		6	<u>27.110</u>	185.1	50.967	110.0	39.390	170.9			1:57.467	
2	33.212	92.3	58.830	102.5	38.449	176.2		2:10.491		7	27.533	184.4	52.013	<u>120.8</u>	35.954	174.2			1:55.500	
3	28.310	185.1	51.874	100.7	In			2:27.109	P	8	27.551	193.4	49.745	117.4	36.173	176.8			1:53.469	
4		181.0	49.561	105.3	40.223	149.0		3:10.116		9	27.275	<u>202.5</u>	<u>49.419</u>	114.2	36.081	176.5			<u>1:52.775</u>	
5	31.899	103.2	53.640	114.9	<u>35.103</u>	<u>177.3</u>		2:00.642		10	29.329	152.7	1:05.827	87.7	In				2:50.497	P

963 Manuel Zlof								Porsche Turbo S												
lap	Sect-1	Speed	Sect-2	Speed	Sect-3	Speed	TopSpeed	laptime	pit	lap	Sect-1	Speed	Sect-2	Speed	Sect-3	Speed	Topspeed	laptime	pit	
1	28.482	154.5	54.779	101.1	39.333	180.9		2:02.594		7	29.735	<u>194.8</u>	<u>47.634</u>	112.0	35.144	132.4			<u>1:52.513</u>	
2	29.999	150.8	50.602	107.6	37.631	<u>195.3</u>		1:58.232		8	35.628	173.2	47.995	112.0	38.045	172.8			2:01.668	
3	28.540	174.3	49.831	106.7	36.804	184.9		1:55.175		9	28.651	154.9	53.301	103.4	39.575	194.2			2:01.527	
4	29.833	156.8	49.499	107.8	38.251	151.7		1:57.583		10	29.270	180.4	51.207	<u>117.1</u>	<u>34.459</u>	170.6			1:54.936	
5	29.426	183.8	49.609	114.2	35.263	193.2		1:54.298		11	<u>27.884</u>	153.8	53.325	114.9	34.716	174.8			1:55.925	
6	28.212	153.0	49.019	112.3	35.781	125.1		1:53.012		12										

966 Herbert Larcher								Porsche GT3												
lap	Sect-1	Speed	Sect-2	Speed	Sect-3	Speed	TopSpeed	laptime	pit	lap	Sect-1	Speed	Sect-2	Speed	Sect-3	Speed	Topspeed	laptime	pit	
1	29.458	132.4	54.385	105.5	39.709	165.4		2:03.552		7	29.040	186.4	50.474	<u>128.0</u>	37.122	185.9			1:56.636	
2	30.126	166.2	48.697	123.9	37.599	102.1		1:56.422		8	28.950	176.6	50.692	118.4	37.391	186.9			1:57.033	
3	29.793	<u>195.2</u>	<u>47.912</u>	122.7	37.234	116.4		1:54.939		9	27.449	153.6	53.599	108.7	38.537	185.9			1:59.585	
4	36.356	162.2	51.672	115.4	38.325	184.9		2:06.353		10	30.758	155.2	51.425	112.0	36.429	186.2			1:58.612	
5	27.681	181.6	50.312	112.7	<u>36.071</u>	187.2		1:54.064		11	27.499	167.5	51.870	116.4	37.301	175.0			1:56.670	
6	<u>26.671</u>	149.8	50.423	114.9	36.317	186.2		<u>1:53.411</u>		12										

968 Thomas Rechnitzer								Porsche 991 GT3												
lap	Sect-1	Speed	Sect-2	Speed	Sect-3	Speed	TopSpeed	laptime	pit	lap	Sect-1	Speed	Sect-2	Speed	Sect-3	Speed	Topspeed	laptime	pit	
1	28.243	153.8	54.498	104.7	40.045	181.8		2:02.786		7	30.054	<u>206.8</u>	<u>46.877</u>	131.1	35.944	109.9			1:52.875	
2	29.758	159.5	50.112	117.9	37.815	180.9		1:57.685		8	35.753	187.0	47.331	128.6	38.871	179.4			2:01.955	
3	28.255	182.6	50.151	113.0	36.937	173.6		1:55.343		9	36.024	131.6	51.834	113.7	39.177	165.6			2:07.035	
4	29.715	168.5	49.142	109.1	38.688	165.4		1:57.545		10	29.494	143.2	51.676	115.4	37.001	<u>184.6</u>			1:58.171	



ESC CLUB SERIES ROUND 5 - RED BULL RING
ESC

GT

16 July 2018

Laps and Sector Times - Session 2

Red Bull Ring - 4318 mtr.

5	29.397	183.8	49.116	118.7	<u>35.259</u>	177.0		1:53.772	11	<u>27.083</u>	178.0	51.503	110.9	37.474	176.2		1:56.060
6	28.687	147.5	47.843	<u>136.0</u>	36.202	105.6		<u>1:52.732</u>	12								

975	Stefan Rödler								Porsche 991 GT3										
lap	Sect-1	Speed	Sect-2	Speed	Sect-3	Speed	TopSpeed	laptime	pit	lap	Sect-1	Speed	Sect-2	Speed	Sect-3	Speed	Topspeed	laptime	pit
1	27.203	<u>194.5</u>	53.543	110.2	37.862	182.4		<u>1:58.608</u>		3	35.481	103.7	1:00.216	108.4	<u>37.784</u>	182.1		2:13.481	
2	28.408	190.0	<u>51.676</u>	111.1	39.342	166.2		1:59.426		4	<u>27.104</u>	176.6	53.822	95.1	In			2:27.039	P

978	René Terlep								BMW M3 E46 GTR										
lap	Sect-1	Speed	Sect-2	Speed	Sect-3	Speed	TopSpeed	laptime	pit	lap	Sect-1	Speed	Sect-2	Speed	Sect-3	Speed	Topspeed	laptime	pit

