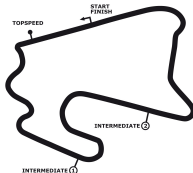


DTM Lausitzring

Lausitzring, length 3240 m

03. - 05.06.2016

SUPERBIKE IDM



DMSB-Reg.No.: S-03/16

Lap Analysis race 2, 05.06.2016

2 Roman Stamm , Kawasaki ZX-10R SST 1000 / CHE										theoretical besttime: 1:20.777								
Lap	Time	S1	V1	S2	V2	S3	V3	Vmax		Lap	Time	S1	V1	S2	V2	S3	V3	Vmax
1	1:27.012	34.909	201	22.905	236	29.198	249			3	1:21.141	29.275	198	22.418	231	29.448	254	267
2	1:21.059	29.557	200	22.363	239	29.139	252	265		4	1:21.787	29.878	198	22.442	233	29.467	253	270

5 Lukas Trautmann , Yamaha YZF-R1M SBK / AUT										theoretical besttime: 1:21.640								
Lap	Time	S1	V1	S2	V2	S3	V3	Vmax		Lap	Time	S1	V1	S2	V2	S3	V3	Vmax
1	1:30.565	37.359	192	23.069	226	30.137	259			3	1:22.300	29.816	183	22.650	233	29.834	260	275
2	1:22.209	30.095	198	22.578	238	29.536	260	266		4	1:21.664	29.705	197	22.399	229	29.560	262	272

7 Marvin Fritz , Yamaha YZF-R1M SBK / DEU										theoretical besttime: 1:20.552								
Lap	Time	S1	V1	S2	V2	S3	V3	Vmax		Lap	Time	S1	V1	S2	V2	S3	V3	Vmax
1	1:27.646	35.069	196	23.149	232	29.428	261			3	1:20.795	29.340	192	22.306	239	29.149	266	275
2	1:20.840	29.598	192	22.336	243	28.906	264	275		4	1:21.038	29.655	195	22.312	241	29.071	262	276

11 Ireneusz Sikora , BMW S 1000 RR SBK / POL										theoretical besttime: 1:22.449								
Lap	Time	S1	V1	S2	V2	S3	V3	Vmax		Lap	Time	S1	V1	S2	V2	S3	V3	Vmax
1	1:31.874	38.354	182	23.442	221	30.078	262			3	1:23.618	30.586	183	22.840	222	30.192	264	262
2	1:24.581	30.250	188	23.211	220	31.120	252	256		4	1:22.449	30.020	184	22.747	224	29.682	260	272

13 Ville Valtonen , Yamaha YZF-R1M SST 1000 / FIN										theoretical besttime: 1:22.814								
Lap	Time	S1	V1	S2	V2	S3	V3	Vmax		Lap	Time	S1	V1	S2	V2	S3	V3	Vmax
1	1:31.697	38.127	175	23.401	223	30.169	255			3	1:23.600	30.379	188	23.005	230	30.216	255	270
2	1:23.280	30.049	191	22.996	237	30.235	254	266		4	1:22.814	29.998	190	22.847	231	29.969	255	270

14 Koen Zeelen , Yamaha YZF-R1M SST 1000 / NLD										theoretical besttime: 1:22.384								
Lap	Time	S1	V1	S2	V2	S3	V3	Vmax		Lap	Time	S1	V1	S2	V2	S3	V3	Vmax
1	1:32.348	38.530	188	23.533	231	30.285	257			3	1:22.961	30.412	189	22.912	240	29.637	258	266
2	1:22.861	30.120	195	23.020	238	29.721	257	265		4	1:22.865	29.994	200	22.753	236	30.118	255	267

15 Philipp Gengelbach , BMW S 1000 RR SST 1000 / DEU										theoretical besttime: 1:23.350								
Lap	Time	S1	V1	S2	V2	S3	V3	Vmax		Lap	Time	S1	V1	S2	V2	S3	V3	Vmax
1	1:33.457	38.677	189	23.958	227	30.822	253			3	1:23.775	30.758	195	22.831	238	30.186	255	270
2	1:23.726	30.501	193	22.922	233	30.303	255	270		4	1:23.350	30.444	195	22.749	239	30.157	257	270

34 Marco Nekvasil , BMW S 1000 RR SST 1000 / AUT										theoretical besttime: 1:21.348								
Lap	Time	S1	V1	S2	V2	S3	V3	Vmax		Lap	Time	S1	V1	S2	V2	S3	V3	Vmax
1	1:28.713	36.334	198	22.658	231	29.721	262			3	1:22.281	30.205	198	22.592	245	29.484	262	278
2	1:22.064	29.686	197	23.072	244	29.306	261	274		4	1:21.671	29.450	198	22.663	242	29.558	259	280

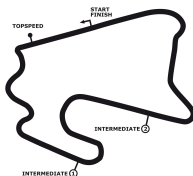
36 Marc Neumann , BMW S 1000 RR SST 1000 / DEU										theoretical besttime: 1:23.122								
Lap	Time	S1	V1	S2	V2	S3	V3	Vmax		Lap	Time	S1	V1	S2	V2	S3	V3	Vmax
1	1:32.712	38.463	176	24.015	216	30.234	252			3	1:24.012	30.477	184	23.103	231	30.432	252	263
2	1:23.302	30.385	185	23.066	224	29.851	254	260		4	1:23.127	30.390	186	22.987	223	29.750	254	260

37 Arnaud Friedrich , BMW S 1000 RR SST 1000 / DEU										theoretical besttime: 1:23.405								
Lap	Time	S1	V1	S2	V2	S3	V3	Vmax		Lap	Time	S1	V1	S2	V2	S3	V3	Vmax
1	1:33.518	38.999	193	23.858	224	30.661	257			3	1:23.862	30.868	198	22.922	233	30.072	259	266
2	1:23.838	30.767	193	22.916	229	30.155	258	270		4	1:23.439	30.421	195	22.912	236	30.106	257	270

41 Mathieu Gines , BMW S 1000 RR SBK / FRA										theoretical besttime: 1:20.317								
Lap	Time	S1	V1	S2	V2	S3	V3	Vmax		Lap	Time	S1	V1	S2	V2	S3	V3	Vmax
1	1:27.073	35.278	183	22.715	237	29.080	265			3	1:21.207	29.612	196	22.241	237	29.354	263	276
2	1:20.317	29.231	197	22.149	250	28.937	266	279		4	1:20.659	29.352	199	22.202	242	29.105	265	278

43 Luca Grünwald , Yamaha YZF-R1M SST 1000 / DEU										theoretical besttime: 1:21.006								
Lap	Time	S1	V1	S2	V2	S3	V3	Vmax		Lap	Time	S1	V1	S2	V2	S3	V3	Vmax
1	1:28.709	35.619	192	22.935	232	30.155	257			3	1:21.489	29.770	200	22.594	249	29.125	258	276
2	1:21.795	29.936	203	22.662	241	29.197	263	271		4	1:21.077	29.483	204	22.398	246	29.196	257	272

DTM Lausitzring
 Lausitzring, length 3240 m
 03. - 05.06.2016
SUPERBIKE IDM



Lap Analysis race 2, 05.06.2016

DMSB-Reg.No.: S-03/16

44 Danny de Boer , Yamaha YZF-R1M SST 1000 / NLD theoretical besttime: 1:20.779

Lap	Time	S1	V1	S2	V2	S3	V3	Vmax	Lap	Time	S1	V1	S2	V2	S3	V3	Vmax
1	1:28.322	35.877	188	22.955	230	29.490	260		3	1:21.081	29.335	203	22.589	239	29.157	257	272
2	1:21.772	29.757	200	22.601	238	29.414	257	266	4	1:20.808	29.275	201	22.347	240	29.186	258	272

47 Rob Hartog , Kawasaki ZX-10R SST 1000 / NLD theoretical besttime: 1:22.471

Lap	Time	S1	V1	S2	V2	S3	V3	Vmax	Lap	Time	S1	V1	S2	V2	S3	V3	Vmax
1	1:30.361	36.870	190	23.068	227	30.423	254		3	1:23.971	31.090	198	22.819	230	30.062	252	269
2	1:23.377	29.759	201	23.257	230	30.361	252	268	4	1:22.634	29.922	200	22.751	238	29.961	252	269

48 Dominik Vincon , BMW S 1000 RR SST 1000 / DEU theoretical besttime: 1:21.699

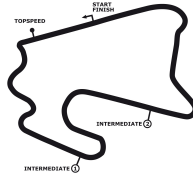
Lap	Time	S1	V1	S2	V2	S3	V3	Vmax	Lap	Time	S1	V1	S2	V2	S3	V3	Vmax
1	1:28.178	35.502	187	23.148	236	29.528	255		3	1:22.327	30.114	197	22.761	244	29.452	255	268
2	1:22.224	29.758	201	22.640	246	29.826	255	271	4	1:22.026	29.607	197	22.724	239	29.695	253	270

DTM Lausitzring

Lausitzring, length 3240 m

03. - 05.06.2016

SUPERBIKE IDM



SUPERBIKE **IDM**
INTERNATIONAL GERMAN CHAMPIONSHIP

Lap Analysis race 2, 05.06.2016

DMSB-Reg.No.: S-03/16

49 Andrzej Pawelec , BMW S 1000 RR SST 1000 / POL theoretical besttime: 1:23.197

Lap	Time	S1	V1	S2	V2	S3	V3	Vmax	Lap	Time	S1	V1	S2	V2	S3	V3	Vmax
1	1:33.699	38.846	188	24.243	212	30.610	254		3	1:23.881	30.843	179	22.931	221	30.107	254	265
2	1:24.035	30.857	182	22.939	218	30.239	253	262	4	1:23.400	30.261	187	22.829	226	30.310	253	262

54 Michal Filla , BMW S 1000 RR SST 1000 / CZE theoretical besttime: 1:22.756

Lap	Time	S1	V1	S2	V2	S3	V3	Vmax	Lap	Time	S1	V1	S2	V2	S3	V3	Vmax
1	1:31.459	37.798	192	23.582	228	30.079	255		3	1:23.341	30.518	188	22.843	232	29.980	257	269
2	1:23.041	30.031	196	23.009	233	30.001	257	267	4	1:22.913	30.138	193	22.745	221	30.030	258	270

55 Pepijn Bijsterbosch , BMW S 1000 RR SST 1000 / NLD theoretical besttime: 1:21.512

Lap	Time	S1	V1	S2	V2	S3	V3	Vmax	Lap	Time	S1	V1	S2	V2	S3	V3	Vmax
1	1:30.395	37.414	196	22.874	224	30.107	264		3	1:22.301	29.931	173	22.786	244	29.584	262	276
2	1:21.991	30.037	197	22.605	241	29.349	262	276	4	1:21.694	29.726	198	22.437	245	29.531	262	278

63 Jan Halbich , Honda CBR1000RR SP SBK / CZE theoretical besttime: 1:21.708

Lap	Time	S1	V1	S2	V2	S3	V3	Vmax	Lap	Time	S1	V1	S2	V2	S3	V3	Vmax
1	1:29.373	36.595	181	23.066	216	29.712	265		3	1:21.988	29.840	200	22.640	233	29.508	264	274
2	1:21.984	29.788	200	22.536	230	29.660	264	263	4	1:21.852	29.704	201	22.680	225	29.468	265	273

66 Florian Alt , Yamaha YZF-R1M SBK / DEU theoretical besttime: 1:20.513

Lap	Time	S1	V1	S2	V2	S3	V3	Vmax	Lap	Time	S1	V1	S2	V2	S3	V3	Vmax
1	1:26.610	34.527	201	22.841	249	29.242	257		3	1:21.652	29.414	202	22.669	235	29.569	260	272
2	1:20.748	29.462	202	22.249	251	29.037	257	272	4	1:20.563	29.351	200	22.125	244	29.087	260	275

85 Björn Stuppi , BMW S 1000 RR SST 1000 / DEU theoretical besttime: 1:24.956

Lap	Time	S1	V1	S2	V2	S3	V3	Vmax	Lap	Time	S1	V1	S2	V2	S3	V3	Vmax
1	1:34.691	39.460	185	24.111	210	31.120	257		3	1:25.296	30.866	185	23.209	225	31.221	255	270
2	1:25.487	31.183	181	23.423	237	30.881	255	262	4	1:26.083	31.433	191	23.534	226	31.116	255	268

89 Stefan Kerschbaumer , Kawasaki ZX-10R SST 1000 / AUT theoretical besttime: 1:21.728

Lap	Time	S1	V1	S2	V2	S3	V3	Vmax	Lap	Time	S1	V1	S2	V2	S3	V3	Vmax
1	1:29.133	36.284	193	23.160	233	29.689	258		3	1:21.728	29.760	196	22.525	233	29.443	255	274
2	1:22.062	29.810	197	22.704	230	29.548	258	273	4	1:22.141	29.927	195	22.672	236	29.542	257	272

91 Bastien Mackels , BMW S 1000 RR SBK / BEL theoretical besttime: 1:21.640

Lap	Time	S1	V1	S2	V2	S3	V3	Vmax	Lap	Time	S1	V1	S2	V2	S3	V3	Vmax
1	1:30.671	37.557	188	23.209	226	29.905	266		3	1:22.738	30.559	196	22.727	234	29.452	265	271
2	1:23.203	30.056	200	23.249	232	29.898	266	266	4	1:21.835	29.467	197	22.721	242	29.647	264	279

92 Daniel Kartheininger , Kawasaki ZX-10R SST 1000 / DEU theoretical besttime: 1:22.641

Lap	Time	S1	V1	S2	V2	S3	V3	Vmax	Lap	Time	S1	V1	S2	V2	S3	V3	Vmax
1	1:30.908	37.408	185	23.627	223	29.873	259		2	1:22.874	30.093	204	22.675	229	30.106	255	271