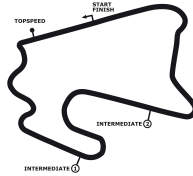


# DTM Lausitzring

Lausitzring, length 3240 m

03. - 05.06.2016

SUPERBIKE IDM



DMSB-Reg.No.: S-03/16

## Lap Analysis qualifying 2, 03.06.2016

2 Roman Stamm , Kawasaki ZX-10R Superstock 1000 / CHE									theoretical besttime: 1:20.795								
Lap	Time	S1	V1	S2	V2	S3	V3	Vmax	Lap	Time	S1	V1	S2	V2	S3	V3	Vmax
1	5:23.640		177	25.239	220	30.775	263		6	16:43.548	15:46	126	26.399	191	30.822	263	
2	1:22.497	30.086	196	22.767	237	29.644	<b>268</b>	268	7	<b>1:20.918</b>	29.522	198	<b>22.317</b>	<b>242</b>	<b>29.079</b>	267	267
3	1:21.392	29.564	199	22.580	239	29.248	268	<b>274</b>	8	1:23.951	31.090	153	23.512	229	29.349	266	268
4	1:21.051	<b>29.399</b>	<b>201</b>	22.536	240	29.116	268	272	9	2:10.948	32.288	185	39.392	199			220
5	1:46.692	33.238	152	25.859	199			272									

5 Lukas Trautmann , Yamaha YZF-R1M Superbike / AUT									theoretical besttime: 1:20.808								
Lap	Time	S1	V1	S2	V2	S3	V3	Vmax	Lap	Time	S1	V1	S2	V2	S3	V3	Vmax
1	2:19.130		188	25.065	209	30.989	262		7	8:11.831	7:16.209	130	25.330	230	30.292	261	
2	1:22.184	30.062	192	22.470	241	29.652	263	267	8	1:21.290	29.826	196	22.289	<b>246</b>	<b>29.175</b>	264	265
3	1:24.683	30.043	196	25.063	237	29.577	265	267	9	<b>1:20.855</b>	<b>29.483</b>	195	<b>22.150</b>	246	29.222	264	268
4	1:21.524	29.891	<b>198</b>	22.329	245	29.304	266	270	10	1:21.167	29.586	197	22.255	241	29.326	266	270
5	1:21.461	29.539	196	22.349	241	29.573	<b>267</b>	<b>271</b>	11	1:46.536	34.520	142	26.229	166			270
6	1:38.606	29.515	196	23.336	225			271									

7 Marvin Fritz , Yamaha YZF-R1M Superbike / DEU									theoretical besttime: 1:19.864								
Lap	Time	S1	V1	S2	V2	S3	V3	Vmax	Lap	Time	S1	V1	S2	V2	S3	V3	Vmax
1	1:56.354		187	24.033	227	30.662	274		7	1:46.000	34.606	193	23.274	228			<b>282</b>
2	1:22.240	29.771	201	22.861	242	29.608	275	279	8	8:42.955	7:49.296	181	23.773	230	29.886	272	
3	1:21.211	29.295	198	22.684	246	29.232	276	279	9	1:20.541	29.350	198	22.354	<b>252</b>	<b>28.837</b>	276	276
4	1:20.889	29.335	195	22.486	245	29.068	<b>279</b>	281	10	<b>1:19.864</b>	<b>28.970</b>	202	<b>22.175</b>	248	<b>28.719</b>	276	276
5	1:44.018	37.992	115	33.475	218	32.551	279	279	11	1:50.607	37.845	181	26.447	212			279
6	1:20.834	29.502	<b>202</b>	22.380	242	28.952	279	280									

11 Ireneusz Sikora , BMW S 1000 RR Superbike / POL									theoretical besttime: 1:22.583								
Lap	Time	S1	V1	S2	V2	S3	V3	Vmax	Lap	Time	S1	V1	S2	V2	S3	V3	Vmax
1	1:32.590		165	25.253	206	31.706	271		9	<b>1:22.588</b>	30.211	<b>191</b>	<b>22.774</b>	222	<b>29.603</b>	274	267
2	1:24.750	31.183	187	23.343	210	30.224	274	256	10	1:22.727	<b>30.206</b>	186	22.905	<b>227</b>	29.616	274	270
3	1:24.014	30.818	185	23.144	219	30.052	<b>275</b>	258	11	1:39.672	30.368	187	23.055	217			<b>274</b>
4	1:23.536	30.509	189	23.128	221	29.899	274	260	12	4:48.933	3:53.079	178	24.944	205	30.910	272	
5	1:23.348	30.355	185	23.054	225	29.939	274	271	13	1:24.080	30.693	186	23.157	222	30.230	267	268
6	1:45.901	33.005	181	24.215	202			272	14	1:23.779	30.484	187	23.066	224	30.229	270	267
7	8:18.433	7:21.878	151	25.840	197	30.715	271		15	1:59.808	38.457	141	26.781	186			264
8	1:23.733	30.972	190	23.108	223	29.653	270	257									

13 Ville Valtonen , Yamaha YZF-R1M Superstock 1000 / FIN									theoretical besttime: 1:22.108								
Lap	Time	S1	V1	S2	V2	S3	V3	Vmax	Lap	Time	S1	V1	S2	V2	S3	V3	Vmax
1	1:58.251		148	30.631	139	35.021	262		9	1:23.421	30.120	196	23.112	238	30.189	266	266
2	1:25.453	31.364	186	23.737	229	30.352	266	262	10	1:25.761	30.216	193	23.394	225	32.151	194	266
3	1:23.214	30.146	192	22.971	236	30.097	<b>267</b>	270	11	1:53.119	33.624	145	27.314	152			197
4	1:23.735	30.294	<b>197</b>	23.277	238	30.164	267	269	12	5:46.822	4:51.794	177	24.311	218	30.717	264	
5	1:35.259	35.385	97	29.172	217	30.702	267	259	13	1:22.572	30.007	194	22.804	240	29.761	267	267
6	1:22.892	30.067	195	22.952	236	29.873	267	270	14	<b>1:22.108</b>	<b>29.788</b>	193	<b>22.668</b>	<b>242</b>	<b>29.652</b>	266	269
7	1:23.032	30.018	194	22.892	235	30.122	266	<b>272</b>	15	1:22.806	29.919	190	22.946	236	29.941	267	268
8	1:24.304	30.051	197	23.045	236	31.208	261	269	16	1:59.990	33.970	129	29.809	164			268

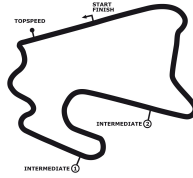
14 Koen Zeelen , Yamaha YZF-R1M Superstock 1000 / NLD									theoretical besttime: 1:22.818								
Lap	Time	S1	V1	S2	V2	S3	V3	Vmax	Lap	Time	S1	V1	S2	V2	S3	V3	Vmax
1	1:52.063		190	24.690	233	32.151	261		9	1:23.854	30.662	199	23.074	241	30.118	266	267
2	1:25.073	31.208	200	23.414	240	30.451	264	265	10	1:24.040	30.672	197	23.169	239	30.199	264	268
3	1:23.949	30.718	193	23.128	242	30.103	<b>267</b>	267	11	1:38.272	30.979	198	23.598	235			267
4	1:23.856	30.742	201	23.083	237	30.031	267	270	12	4:18.410	3:23.682	181	24.426	235	30.302	265	
5	1:23.322	30.248	196	23.086	<b>244</b>	29.988	267	271	13	1:23.378	30.657	201	<b>22.932</b>	241	29.789	263	268
6	1:23.665	30.208	200	23.063	238	30.394	267	<b>272</b>	14	<b>1:22.916</b>	<b>30.202</b>	<b>202</b>	23.030	243	<b>29.684</b>	265	267
7	1:38.670	30.406	197	23.520	237			270	15	1:23.855	30.393	201	23.236	240	30.226	265	269
8	4:43.790	3:49.791	195	23.669	237	30.330	264		16	1:57.845	34.206	180	30.940	125			267

# DTM Lausitzring

Lausitzring, length 3240 m

03. - 05.06.2016

SUPERBIKE IDM



DMSB-Reg.No.: S-03/16

## Lap Analysis qualifying 2, 03.06.2016

**15 Philipp Gengelbach , BMW S 1000 RR Superstock 1000 / DEU** theoretical besttime: **1:23.654**

Lap	Time	S1	V1	S2	V2	S3	V3	Vmax	Lap	Time	S1	V1	S2	V2	S3	V3	Vmax
1	1:54.818		181	24.336	226	31.565	266		11	1:24.997	30.839	189	23.553	234	30.605	264	268
2	1:25.690	31.245	192	23.735	230	30.710	269	267	12	1:24.207	30.492	192	23.211	240	30.504	266	268
3	1:24.557	30.708	195	23.316	230	30.533	269	271	13	1:23.954	30.509	200	23.211	238	<b>30.234</b>	269	270
4	1:24.803	30.956	191	23.097	225	30.750	<b>270</b>	<b>274</b>	14	1:36.263	41.246	162	24.361	240	30.656	266	271
5	1:25.553	31.292	195	23.575	238	30.686	267	272	15	1:24.619	30.792	195	23.422	237	30.405	264	268
6	1:24.009	30.627	197	<b>23.050</b>	240	30.332	270	270	16	1:24.030	30.638	191	23.105	<b>244</b>	30.287	266	266
7	1:24.212	30.428	197	23.247	236	30.537	265	271	17	1:24.160	30.463	197	23.133	237	30.564	265	270
8	1:51.492	33.422	196	26.267	198			268	18	<b>1:23.674</b>	<b>30.370</b>	190	23.054	241	30.250	266	270
9	4:37.932	3:40.947	193	23.803	233	33.182	264		19	2:57.088	46.246	195	1:16.402	180			270
10	1:24.795	30.535	<b>201</b>	23.617	230	30.643	266	269									

**34 Marco Nekvasil , BMW S 1000 RR Superstock 1000 / AUT** theoretical besttime: **1:20.998**

Lap	Time	S1	V1	S2	V2	S3	V3	Vmax	Lap	Time	S1	V1	S2	V2	S3	V3	Vmax
1	1:42.690		192	26.829	144	33.108	273		8	1:21.302	29.505	201	22.670	250	29.127	271	276
2	1:22.953	30.281	190	23.075	248	29.597	273	275	9	1:42.862	31.375	185	24.202	240			274
3	1:36.814	34.585	98	26.730	169	35.499	<b>274</b>	<b>278</b>	10	5:44.195	4:45.966	194	26.347	124	31.882	271	
4	1:21.836	29.767	198	22.748	<b>252</b>	29.321	273	278	11	1:21.155	29.539	<b>204</b>	<b>22.566</b>	248	29.050	273	274
5	1:49.521	29.754	201	22.900	252			276	12	<b>1:21.079</b>	29.472	202	22.568	246	<b>29.039</b>	272	275
6	5:29.529	4:36.214	190	23.393	244	29.922	270		13	1:21.106	<b>29.393</b>	200	22.617	250	29.096	270	274
7	1:21.995	29.809	195	22.917	248	29.269	274	274	14	1:46.706	32.034	161	25.021	231			273

**36 Marc Neumann , BMW S 1000 RR Superstock 1000 / DEU** theoretical besttime: **1:21.988**

Lap	Time	S1	V1	S2	V2	S3	V3	Vmax	Lap	Time	S1	V1	S2	V2	S3	V3	Vmax
1	1:28.509		169	24.664	218	31.027	267		9	1:42.357	30.581	188	23.665	220			268
2	1:24.977	31.393	190	23.300	228	30.284	267	254	10	7:51.719	6:57.462	180	23.885	223	30.372	264	
3	1:23.352	30.170	193	23.295	217	29.887	<b>270</b>	263	11	1:22.168	29.835	<b>198</b>	22.840	230	29.493	267	264
4	1:23.288	30.286	191	23.197	221	29.805	267	265	12	<b>1:21.988</b>	<b>29.733</b>	197	<b>22.792</b>	226	<b>29.463</b>	267	265
5	1:23.240	30.049	192	23.268	225	29.923	270	264	13	1:23.568	30.066	191	23.052	225	30.450	262	267
6	1:22.814	30.003	191	23.208	<b>231</b>	29.603	270	<b>268</b>	14	1:25.943	31.390	186	23.561	221	30.992	261	261
7	1:22.726	29.923	192	23.062	231	29.741	267	267	15	1:33.535	32.692	176	27.319	200	33.524	246	254
8	1:23.121	29.878	191	23.167	230	30.076	267	268	16	1:47.214	32.658	171	25.146	203			241

**37 Arnaud Friedrich , BMW S 1000 RR Superstock 1000 / DEU** theoretical besttime: **1:23.077**

Lap	Time	S1	V1	S2	V2	S3	V3	Vmax	Lap	Time	S1	V1	S2	V2	S3	V3	Vmax
1	1:35.172		175	25.036	222	31.969	268		11	1:23.605	30.421	203	23.215	232	29.969	271	271
2	1:25.870	31.539	195	23.587	241	30.744	269	271	12	1:23.816	30.408	196	23.016	238	30.392	270	270
3	1:25.033	31.056	195	23.544	233	30.433	270	<b>272</b>	13	1:23.610	30.353	196	23.189	240	30.068	267	272
4	1:24.540	30.727	195	23.499	238	30.314	271	271	14	1:23.812	30.518	198	23.070	239	30.224	268	270
5	1:52.635	30.902	180	23.800	235			272	15	1:23.296	<b>30.218</b>	201	23.036	240	30.042	268	271
6	6:41.554	5:45.472	138	25.377	230	30.705	267		16	1:36.228	32.750	189	31.257	110	32.221	270	270
7	1:24.549	30.797	197	23.246	228	30.506	273	268	17	1:23.716	30.543	<b>205</b>	<b>22.985</b>	<b>242</b>	30.188	270	270
8	1:25.002	31.594	196	23.013	225	30.395	272	258	18	1:24.167	30.440	190	23.424	235	30.303	267	271
9	<b>1:23.108</b>	30.224	203	22.992	237	29.892	<b>274</b>	270	19	2:18.777	43.107	145	45.936	172			255
10	1:23.620	30.546	187	23.200	241	<b>29.874</b>	272	267									

**41 Mathieu Gines , BMW S 1000 RR Superbike / FRA** theoretical besttime: **1:20.240**

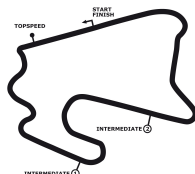
Lap	Time	S1	V1	S2	V2	S3	V3	Vmax	Lap	Time	S1	V1	S2	V2	S3	V3	Vmax
1	3:29.428		193	23.688	246	29.985	278		9	1:21.492	29.879	189	22.546	242	29.067	281	282
2	1:21.620	30.054	197	22.557	247	29.009	281	281	10	1:20.481	<b>29.205</b>	199	22.348	250	28.928	281	283
3	1:20.839	29.304	195	22.571	239	28.964	283	<b>284</b>	11	1:29.375	36.751	157	23.446	250	29.178	281	276
4	1:32.460	30.043	192	28.117	128	34.300	281	282	12	1:21.395	29.291	197	22.355	247	29.749	279	282
5	1:20.538	29.441	<b>200</b>	22.264	252	<b>28.833</b>	283	282	13	1:31.556	39.312	154	23.095	248	29.149	281	267
6	1:43.398	32.634	195	22.783	<b>253</b>			283	14	<b>1:20.342</b>	29.253	200	<b>22.202</b>	248	28.887	<b>284</b>	282
7	10:10.071	9:16.906	195	22.653	245	30.512	277		15	1:43.084	33.334	197	23.052	246			270
8	1:21.530	29.929	200	22.435	250	29.166	281	281									

# DTM Lausitzring

Lausitzring, length 3240 m

03. - 05.06.2016

SUPERBIKE IDM



DMSB-Reg.No.: S-03/16

## Lap Analysis qualifying 2, 03.06.2016

**43 Luca Grünwald , Yamaha YZF-R1M Superstock 1000 / DEU theoretical besttime: 1:20.908**

Lap	Time	S1	V1	S2	V2	S3	V3	Vmax	Lap	Time	S1	V1	S2	V2	S3	V3	Vmax
1	1:41.202		184	24.282	228	31.019	270		10	1:21.671	29.548	201	22.510	239	29.613	274	276
2	1:23.365	30.608	197	22.981	246	29.776	270	272	11	1:39.745	37.578	165	32.703	237	29.464	274	275
3	1:22.832	30.018	188	23.018	245	29.796	273	274	12	1:21.933	30.102	200	22.518	249	29.313	271	276
4	1:22.565	30.364	194	22.716	249	29.485	272	275	13	<b>1:21.053</b>	29.567	<b>203</b>	22.454	<b>250</b>	<b>29.032</b>	273	274
5	1:52.377	32.606	185	23.309	227			273	14	1:21.491	29.500	201	22.673	246	29.318	274	275
6	6:54.641	5:52.660	182	23.784	216	38.197	267		15	1:21.665	29.815	202	<b>22.448</b>	250	29.402	270	275
7	1:21.846	29.904	197	22.616	247	29.326	272	270	16	1:24.890	32.407	191	22.965	242	29.518	272	272
8	1:21.588	29.613	200	22.815	248	29.160	<b>275</b>	274	17	1:21.372	<b>29.428</b>	200	22.536	249	29.408	271	273
9	1:21.623	29.754	195	22.583	245	29.286	273	<b>276</b>	18	2:54.705	55.041	92	55.308	191			273

**44 Danny de Boer , Yamaha YZF-R1M Superstock 1000 / NLD theoretical besttime: 1:20.080**

Lap	Time	S1	V1	S2	V2	S3	V3	Vmax	Lap	Time	S1	V1	S2	V2	S3	V3	Vmax
1	1:25.402		190	24.132	230	30.207	264		9	1:21.168	29.440	201	22.399	242	29.329	<b>271</b>	272
2	1:22.819	30.243	197	22.955	238	29.621	267	267	10	1:24.666	29.455	200	24.462	201	30.749	271	274
3	1:21.973	29.992	199	22.586	242	29.395	268	269	11	1:40.355	30.686	185	23.515	233			274
4	1:21.274	29.464	200	22.495	245	29.315	269	273	12	5:06.553	4:03.871	82	31.589	142	31.093	267	
5	1:45.913	31.973	146	25.977	206			273	13	1:20.458	<b>29.347</b>	<b>203</b>	<b>22.276</b>	<b>246</b>	<b>28.835</b>	270	270
6	3:47.605	2:51.257	147	25.781	214	30.567	268		14	<b>1:20.148</b>	<b>29.057</b>	<b>202</b>	<b>22.188</b>	<b>248</b>	28.903	270	273
7	1:21.732	29.718	200	22.691	244	29.323	270	272	15	1:47.359	31.942	171	26.135	164			<b>275</b>
8	1:20.971	29.271	201	22.517	245	29.183	268	274									

**47 Rob Hartog , Kawasaki ZX-10R Superstock 1000 / NLD theoretical besttime: 1:21.847**

Lap	Time	S1	V1	S2	V2	S3	V3	Vmax	Lap	Time	S1	V1	S2	V2	S3	V3	Vmax
1	1:28.200		183	24.255	218	31.502	264		11	1:22.685	29.959	198	22.898	244	29.828	264	268
2	1:26.298	30.867	198	24.635	230	30.796	264	268	12	1:26.841	29.876	197	22.933	245	34.032	258	269
3	1:24.178	30.490	195	23.087	236	30.601	264	270	13	1:23.080	30.174	197	22.878	244	30.028	264	265
4	1:28.796	30.585	193	27.858	231	30.353	<b>266</b>	270	14	1:22.704	30.204	195	22.755	246	29.745	262	267
5	1:23.132	30.253	198	22.932	242	29.947	266	271	15	1:22.379	29.732	201	22.620	<b>248</b>	30.027	264	267
6	1:24.489	30.867	193	23.590	242	30.032	266	<b>272</b>	16	<b>1:22.215</b>	29.896	200	<b>22.605</b>	244	<b>29.714</b>	264	267
7	1:42.949	30.831	199	23.137	245			267	17	1:22.290	<b>29.528</b>	<b>202</b>	22.982	243	29.780	263	268
8	4:21.521	3:27.598	192	23.633	239	30.290	262		18	1:27.910	33.490	178	24.170	235	30.250	264	267
9	1:24.238	31.018	198	23.056	244	30.164	265	264	19	1:25.287	31.423	159	23.705	244	30.159	264	269
10	1:23.659	30.475	198	23.333	243	29.851	264	270	20	2:20.772	34.004	142	51.181	205			268

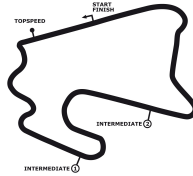
**48 Dominik Vincon , BMW S 1000 RR Superstock 1000 / DEU theoretical besttime: 1:20.693**

Lap	Time	S1	V1	S2	V2	S3	V3	Vmax	Lap	Time	S1	V1	S2	V2	S3	V3	Vmax
1	1:33.777		166	26.474	206	32.503	269		10	1:49.075	48.379	118	29.520	180	31.176	267	272
2	1:24.021	30.828	193	23.136	225	30.057	<b>274</b>	266	11	1:22.157	29.995	199	22.792	<b>248</b>	29.370	269	271
3	1:23.218	30.684	183	22.845	244	29.689	271	272	12	2:03.749	45.604	182	24.864	216			272
4	1:21.414	29.491	197	22.690	246	29.233	268	<b>276</b>	13	4:00.883	3:02.909	126	27.376	226	30.598	266	
5	1:21.906	30.032	<b>201</b>	22.541	246	29.333	270	274	14	<b>1:21.006</b>	29.615	200	<b>22.419</b>	248	<b>28.972</b>	267	270
6	1:42.348	44.602	145	27.095	230	30.651	269	275	15	1:31.179	29.471	199	30.768	203	30.940	266	272
7	1:22.017	29.627	198	23.059	247	29.331	269	273	16	1:21.230	29.417	201	22.550	248	29.263	268	271
8	1:21.697	29.528	199	22.905	245	29.264	268	274	17	1:44.814	38.141	106	30.586	173	36.087	220	271
9	1:21.416	<b>29.302</b>	199	22.696	244	29.418	268	273	18	1:59.355	35.832	124	30.274	163			212

**49 Andrzej Pawelec , BMW S 1000 RR Superstock 1000 / POL theoretical besttime: 1:23.590**

Lap	Time	S1	V1	S2	V2	S3	V3	Vmax	Lap	Time	S1	V1	S2	V2	S3	V3	Vmax
1	1:35.818		172	24.845	213	32.343	265		10	1:25.599	31.021	174	24.044	226	30.534	261	264
2	1:26.144	31.846	183	23.409	220	30.889	261	251	11	1:25.274	31.045	188	23.605	225	30.624	261	263
3	1:24.611	31.041	185	23.275	226	30.295	<b>266</b>	260	12	1:25.168	31.270	186	23.457	222	30.441	266	264
4	1:24.492	31.351	181	<b>22.997</b>	228	<b>30.144</b>	266	260	13	1:24.797	31.062	190	23.334	<b>235</b>	30.401	264	259
5	1:24.183	30.537	186	23.228	227	30.418	264	265	14	1:25.459	30.864	195	23.629	225	30.966	263	264
6	<b>1:24.070</b>	30.656	184	23.094	226	30.320	264	264	15	1:55.664	31.415	192	27.589	158			267
7	1:24.258	<b>30.449</b>	189	23.314	221	30.495	264	<b>268</b>	16	5:51.752	4:55.259	183	24.440	207	32.053	262	
8	1:29.965	30.981	<b>195</b>	28.094	215	30.890	264	260	17	1:27.053	31.397	194	24.152	213	31.504	259	260
9	1:24.482	30.608	191	23.336	226	30.538	264	266	18	1:44.421	31.664	178	23.630	213			258

**DTM Lausitzring**  
Lausitzring, length 3240 m  
03. - 05.06.2016  
**SUPERBIKE IDM**



**DMSB**-Reg.No.: S-03/16

**Lap Analysis qualifying 2, 03.06.2016**

**54 Michal Filla , BMW S 1000 RR Superstock 1000 / CZE theoretical besttime: 1:22.356**

Lap	Time	S1	V1	S2	V2	S3	V3	Vmax	Lap	Time	S1	V1	S2	V2	S3	V3	Vmax
1	1:32.237		165	25.322	208	31.628	266		10	<b>1:22.514</b>	29.825	191	<b>22.910</b>	238	29.779	267	269
2	1:24.889	30.984	192	23.522	227	30.383	267	265	11	1:22.690	29.737	193	22.944	230	30.009	264	268
3	1:23.689	30.521	189	23.211	234	29.957	<b>271</b>	267	12	1:22.619	<b>29.703</b>	191	22.988	237	29.928	267	267
4	1:23.234	30.254	191	23.009	233	29.971	267	269	13	1:48.640	52.338	131	25.178	217	31.124	266	268
5	1:22.929	30.169	191	23.017	<b>238</b>	<b>29.743</b>	271	268	14	1:22.851	30.018	191	23.031	233	29.802	269	270
6	1:23.185	29.995	194	23.037	229	30.153	270	<b>272</b>	15	1:22.564	29.764	193	22.981	236	29.819	266	270
7	2:08.108	49.048	152	27.111	172			271	16	1:34.404	35.437	119	28.238	159	30.729	268	268
8	6:34.075	5:38.441	171	24.916	220	30.718	263		17	1:23.310	30.172	<b>195</b>	23.085	237	30.053	270	269
9	1:23.042	30.229	192	23.017	238	29.796	268	263	18	2:19.669	35.009	147	44.139	189			261

**55 Pepijn Bijsterbosch , BMW S 1000 RR Superstock 1000 / NLD theoretical besttime: 1:21.288**

Lap	Time	S1	V1	S2	V2	S3	V3	Vmax	Lap	Time	S1	V1	S2	V2	S3	V3	Vmax
1	1:28.645		177	24.286	221	30.693	<b>276</b>		8	1:22.113	29.999	201	22.702	<b>250</b>	29.412	276	278
2	1:23.211	30.816	197	22.691	242	29.704	276	278	9	1:35.491	29.729	<b>203</b>	23.010	246			281
3	1:22.143	29.932	200	22.662	245	29.549	274	279	10	7:22.898	6:28.048	159	24.337	232	30.513	271	
4	1:22.146	30.165	196	22.572	246	29.409	275	278	11	1:22.133	30.192	198	22.520	245	29.421	275	273
5	1:22.405	30.367	200	22.536	249	29.502	275	279	12	<b>1:21.614</b>	<b>29.862</b>	197	22.523	248	<b>29.229</b>	275	277
6	1:59.423	45.499	184	23.663	215			<b>281</b>	13	1:21.712	<b>29.653</b>	198	<b>22.406</b>	249	29.653	275	279
7	4:25.685	3:31.989	149	23.607	230	30.089	275		14	1:45.354	34.616	164	23.470	226			276

**63 Jan Halbich , Honda CBR1000RR SP Superbike / CZE theoretical besttime: 1:20.943**

Lap	Time	S1	V1	S2	V2	S3	V3	Vmax	Lap	Time	S1	V1	S2	V2	S3	V3	Vmax
1	1:26.225		180	23.878	210	30.446	273		10	1:21.467	29.431	205	22.625	237	29.411	274	274
2	1:22.695	30.083	204	22.991	230	29.621	274	274	11	<b>1:21.180</b>	29.338	200	22.563	240	<b>29.279</b>	274	274
3	1:21.925	29.768	202	22.625	236	29.532	<b>276</b>	273	12	1:37.906	31.482	191	22.833	<b>243</b>			276
4	1:21.514	29.504	206	22.548	237	29.462	275	278	13	3:55.218	3:01.955	192	23.167	232	30.096	272	
5	1:22.992	29.471	<b>211</b>	23.825	232	29.696	275	278	14	1:21.653	29.471	205	22.633	234	29.549	274	273
6	1:21.933	29.504	200	22.970	241	29.459	275	278	15	1:21.471	<b>29.145</b>	202	22.690	241	29.636	273	276
7	1:40.565	31.244	185	23.724	227			<b>279</b>	16	1:21.840	29.407	209	22.771	237	29.662	273	275
8	5:10.649	4:18.380	204	22.778	231	29.491	274		17	2:01.403	45.778	138	26.280	173			272
9	1:21.489	29.634	207	<b>22.519</b>	237	29.336	272	275									

**66 Florian Alt , Yamaha YZF-R1M Superbike / DEU theoretical besttime: 1:20.593**

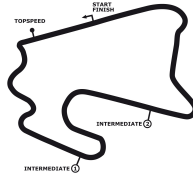
Lap	Time	S1	V1	S2	V2	S3	V3	Vmax	Lap	Time	S1	V1	S2	V2	S3	V3	Vmax
1	2:22.735		192	28.519	140	32.565	271		6	7:03.704	6:11.474	192	22.812	239	29.418	270	
2	1:21.101	29.601	194	22.452	248	29.048	272	276	7	1:20.964	29.383	<b>201</b>	22.562	248	29.019	273	275
3	1:21.018	29.466	200	22.440	<b>249</b>	29.112	273	276	8	1:20.708	<b>29.343</b>	197	22.314	249	29.051	273	276
4	<b>1:20.607</b>	29.357	193	<b>22.299</b>	249	<b>28.951</b>	<b>274</b>	276	9	1:20.674	29.348	199	22.362	249	28.964	274	276
5	1:41.900	32.760	188	23.081	246			<b>278</b>	10	1:43.002	30.992	160	23.992	228			276

**81 Florian Hüsler , BMW S 1000 RR Superstock 1000 / CHE theoretical besttime: 1:23.241**

Lap	Time	S1	V1	S2	V2	S3	V3	Vmax	Lap	Time	S1	V1	S2	V2	S3	V3	Vmax
1	1:52.039		174	26.018	225	32.454	259		9	1:24.746	30.698	192	23.469	228	30.579	265	264
2	1:27.571	33.000	190	23.819	238	30.752	264	262	10	1:23.773	30.484	194	23.030	<b>241</b>	30.259	<b>267</b>	<b>268</b>
3	1:24.846	30.789	191	23.578	238	30.479	263	267	11	1:24.187	30.915	196	23.130	237	30.142	264	266
4	1:25.059	31.040	192	23.401	236	30.618	262	267	12	<b>1:23.305</b>	30.325	191	<b>22.881</b>	240	<b>30.099</b>	264	267
5	1:28.422	34.378	195	23.388	237	30.656	261	266	13	1:23.997	30.462	<b>197</b>	23.337	241	30.198	263	266
6	1:24.616	30.701	191	23.404	238	30.511	264	264	14	1:24.096	<b>30.261</b>	194	23.287	233	30.548	260	265
7	1:42.001	30.733	189	23.099	239			267	15	1:24.114	30.623	197	23.141	239	30.350	262	263
8	3:39.829	2:43.865	135	25.256	224	30.708	260		16	1:23.724	30.321	195	22.997	240	30.406	264	265

**85 Björn Stuppi , BMW S 1000 RR Superstock 1000 / DEU theoretical besttime: 1:24.410**

Lap	Time	S1	V1	S2	V2	S3	V3	Vmax	Lap	Time	S1	V1	S2	V2	S3	V3	Vmax
1	1:36.443		168	24.720	222	32.579	268		10	1:26.110	31.225	187	23.803	230	31.082	267	269
2	1:28.105	32.491	179	24.243	224	31.371	268	249	11	1:26.653	31.558	175	23.894	225	31.201	268	265
3	1:27.190	31.738	178	23.907	221	31.545	269	265	12	1:43.694	31.720	193	25.005	219			265
4	1:27.268	31.580	187	23.688	229	32.000	250	269	13	4:03.924	3:08.271	183	24.370	230	31.283	266	
5	1:27.296	31.996	198	24.337	226	30.963	<b>270</b>	235	14	1:25.532	31.086	182	23.546	226	30.900	268	267
6	1:46.334	31.098	185	23.480	233			266	15	1:24.942	31.033	193	<b>23.215</b>	<b>238</b>	30.694	268	268
7	5:14.615	4:18.015	172	24.803	213	31.797	267		16	<b>1:24.831</b>	<b>30.707</b>	<b>200</b>	23.636	237	<b>30.488</b>	270	267
8	1:25.698	31.281	198	23.650	236	30.767	269	266	17	1:51.192	33.262	154	25.719	197			<b>271</b>
9	1:26.010	31.293	182	23.735	226	30.982	269	269									



**Lap Analysis qualifying 2, 03.06.2016**

**DMSB**-Reg.No.: S-03/16

**89 Stefan Kerschbaumer , Kawasaki ZX-10R Superstock 1000 / AUT theoretical besttime: 1:20.553**

Lap	Time	S1	V1	S2	V2	S3	V3	Vmax	Lap	Time	S1	V1	S2	V2	S3	V3	Vmax
1	1:33.390		161	25.880	196	32.430	267		8	1:48.857	32.471	182	24.106	224			265
2	1:24.262	30.838	189	23.306	221	30.118	272	268	9	6:50.157	5:55.929	178	24.001	230	30.227	266	
3	1:26.059	31.074	184	23.899	200	31.086	270	262	10	1:23.663	29.884	192	23.523	230	30.256	268	270
4	1:22.014	29.818	197	22.719	234	29.477	271	274	11	<b>1:20.627</b>	29.303	201	<b>22.313</b>	<b>246</b>	<b>29.011</b>	268	272
5	1:21.584	29.603	197	22.644	240	29.337	<b>274</b>	275	12	1:20.792	<b>29.229</b>	<b>202</b>	22.425	244	29.138	268	272
6	1:23.941	29.883	191	23.273	225	30.785	272	<b>279</b>	13	1:49.118	31.992	177	24.217	224			272
7	1:21.453	29.502	200	22.600	242	29.351	270	276									

**91 Bastien Mackels , BMW S 1000 RR Superbike / BEL theoretical besttime: 1:21.264**

Lap	Time	S1	V1	S2	V2	S3	V3	Vmax	Lap	Time	S1	V1	S2	V2	S3	V3	Vmax
1	1:26.680		177	24.434	204	31.090	272		10	1:21.716	29.557	<b>203</b>	22.873	233	29.286	279	279
2	1:24.019	30.275	202	24.242	223	29.502	276	274	11	1:49.014	31.880	162	28.527	197			274
3	1:22.108	29.867	200	22.825	231	29.416	<b>279</b>	279	12	4:10.084	3:15.171	129	24.786	209	30.127	274	
4	1:21.585	29.664	190	22.773	<b>239</b>	<b>29.148</b>	278	281	13	1:21.866	29.709	202	22.847	239	29.310	277	277
5	1:21.601	29.511	193	22.770	232	29.320	279	282	14	<b>1:21.475</b>	29.542	198	<b>22.739</b>	232	29.194	279	279
6	1:21.738	29.601	194	22.753	236	29.384	279	<b>283</b>	15	1:21.521	<b>29.377</b>	201	22.766	233	29.378	276	282
7	2:02.619	44.237	161	25.280	195			282	16	2:01.130	37.224	88	31.063	175			276
8	2:59.407	2:06.703	195	23.105	229	29.599	275		17	2:56.231	1:50.009	161	28.825	174	37.397	192	
9	1:22.688	30.087	200	22.923	226	29.678	276	261	18	2:08.569	35.944	153	40.449	165			191

**92 Daniel Kartheininger , Kawasaki ZX-10R Superstock 1000 / DEU theoretical besttime: 1:21.139**

Lap	Time	S1	V1	S2	V2	S3	V3	Vmax	Lap	Time	S1	V1	S2	V2	S3	V3	Vmax
1	4:32.828		178	25.129	210	33.675	250		9	5:37.637	4:42.262	176	25.084	222	30.291	266	
2	1:26.806	32.447	194	23.686	226	30.673	267	241	10	1:21.954	29.895	204	22.637	234	29.422	268	270
3	1:24.958	31.467	192	23.446	235	30.045	267	263	11	<b>1:21.139</b>	<b>29.406</b>	192	<b>22.515</b>	235	<b>29.218</b>	266	272
4	1:23.343	30.378	200	23.115	235	29.850	<b>270</b>	272	12	1:22.417	29.539	199	22.675	244	30.203	266	267
5	1:22.504	29.888	198	22.847	<b>247</b>	29.769	269	<b>274</b>	13	1:47.313	32.548	166	26.191	224			268
6	1:24.294	29.831	<b>205</b>	24.555	231	29.908	270	273	14	5:08.913	4:07.389	170	28.415	205	33.109	218	
7	1:23.412	30.102	200	23.111	231	30.199	270	274	15	2:30.071	37.225	119	56.444	163			196
8	1:53.451	36.647	158	24.392	213			267									