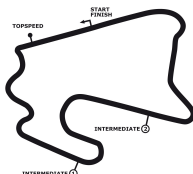


DTM Lausitzring

Lausitzring, length 3240 m

03. - 05.06.2016

SUPERBIKE IDM



DMSB-Reg.No.: S-03/16

Lap Analysis qualifying 1, 03.06.2016

2 Roman Stamm , Kawasaki ZX-10R Superstock 1000 / CHE										theoretical besttime: 1:20.729								
Lap	Time	S1	V1	S2	V2	S3	V3	Vmax		Lap	Time	S1	V1	S2	V2	S3	V3	Vmax
1	2:56.007		194	24.417	189	33.273	262			9	7:15.108	6:16.464	134	27.527	156	31.117	261	
2	1:37.238	30.265	197	22.713	231			272		10	1:20.870	29.496	203	22.348	239	29.026	264	270
3	1:47.879	50.600	135	26.462	200	30.817	260			11	1:21.374	29.499	201	22.512	236	29.363	263	272
4	1:21.711	29.704	196	22.632	237	29.375	262	270		12	1:20.920	29.630	197	22.207	239	29.083	264	272
5	1:21.475	29.585	195	22.595	239	29.295	261	272		13	2:09.626	52.817	127	27.635	172			262
6	1:21.217	29.603	197	22.413	237	29.201	262	270		14	3:53.582	2:54.252	176	26.127	218	33.203	254	
7	1:21.711	29.950	197	22.544	242	29.217	263	272		15	2:35.214	32.702	167	48.790	149			259
8	1:37.413	29.677	196	22.665	237			273										

5 Lucas Trautmann , Yamaha YZF-R1M Superbike / AUT										theoretical besttime: 1:21.207								
Lap	Time	S1	V1	S2	V2	S3	V3	Vmax		Lap	Time	S1	V1	S2	V2	S3	V3	Vmax
1	2:23.091		184	24.717	213	30.535	255			9	1:21.676	29.612	196	22.328	241	29.736	258	269
2	1:23.038	30.319	192	22.800	235	29.919	260	267		10	1:50.494	42.608	162	24.144	227			269
3	1:22.740	29.857	190	23.043	237	29.840	259	272		11	7:13.976	6:18.498	153	24.699	218	30.779	257	
4	1:21.810	29.726	197	22.384	238	29.700	258	270		12	1:21.337	29.602	198	22.397	244	29.338	259	268
5	1:25.952	31.108	173	25.071	235	29.773	259	270		13	1:21.640	29.725	197	22.283	241	29.632	259	270
6	1:21.829	29.662	196	22.374	241	29.793	258	271		14	1:21.550	29.701	196	22.284	241	29.565	259	270
7	1:21.382	29.586	197	22.296	243	29.500	259	270		15	1:29.077	34.091	126	24.649	228	30.337	259	270
8	1:32.074	35.993	115	26.345	237	29.736	257	270		16	1:37.117	29.861	195	22.372	245			271

7 Marvin Fritz , Yamaha YZF-R1M Superbike / DEU										theoretical besttime: 1:20.684								
Lap	Time	S1	V1	S2	V2	S3	V3	Vmax		Lap	Time	S1	V1	S2	V2	S3	V3	Vmax
1	1:56.119		181	24.523	237	31.276	264			7	1:29.689	33.770	187	25.602	221	30.317	270	276
2	1:22.679	30.250	195	22.823	247	29.606	269	276		8	1:51.239	39.340	184	24.298	215			281
3	1:21.969	29.977	199	22.596	242	29.396	269	280		9	10:04.990	9:11.485	194	23.448	229	30.057	267	
4	1:21.110	29.419	200	22.537	248	29.154	270	280		10	1:21.515	29.471	198	22.420	253	29.624	270	279
5	1:27.538	34.027	184	23.388	216	30.123	270	282		11	1:20.973	29.525	202	22.336	249	29.112	270	281
6	1:20.735	29.396	198	22.387	247	28.952	271	281		12	1:48.581	32.803	178	29.449	208			281

11 Ireneusz Sikora , BMW S 1000 RR Superbike / POL										theoretical besttime: 1:22.937								
Lap	Time	S1	V1	S2	V2	S3	V3	Vmax		Lap	Time	S1	V1	S2	V2	S3	V3	Vmax
1	1:34.801		171	25.945	204	33.246	259			11	1:43.807	31.060	186	24.626	195			268
2	1:27.163	32.614	184	23.885	227	30.664	267	258		12	5:39.682	4:39.595	157	29.026	174	31.061	266	
3	1:24.663	30.868	186	23.509	229	30.286	267	271		13	1:24.393	30.688	184	23.276	216	30.429	265	270
4	1:27.326	33.063	163	24.147	221	30.116	268	274		14	1:26.777	30.800	181	25.389	221	30.588	267	269
5	1:24.184	30.856	184	23.354	224	29.974	267	265		15	1:23.126	30.286	184	22.925	232	29.915	267	271
6	1:23.263	30.337	194	23.076	230	29.850	269	270		16	1:24.313	30.730	188	23.350	218	30.233	267	264
7	1:32.412	33.675	122	28.409	221	30.328	266	265		17	1:23.005	30.305	188	22.974	224	29.726	270	272
8	1:23.884	30.567	190	23.197	224	30.120	266	269		18	1:37.074	33.441	168	32.847	145	30.786	269	274
9	1:24.349	31.409	185	23.166	229	29.774	267	272		19	2:29.162	36.481	153	50.361	164			251
10	1:23.347	30.466	190	22.971	221	29.910	264	272										

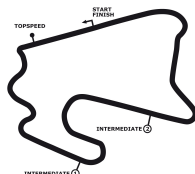
13 Ville Valtonen , Yamaha YZF-R1M Superstock 1000 / FIN										theoretical besttime: 1:22.961								
Lap	Time	S1	V1	S2	V2	S3	V3	Vmax		Lap	Time	S1	V1	S2	V2	S3	V3	Vmax
1	2:30.753		170	25.176	213	31.324	257			9	5:03.551	4:07.107	163	24.912	215	31.532	257	
2	1:24.514	30.830	192	23.354	234	30.330	258	267		10	1:23.544	30.262	194	23.082	239	30.200	260	267
3	1:24.231	30.603	184	23.404	230	30.224	258	268		11	1:23.430	30.168	193	23.017	240	30.245	262	267
4	1:23.991	30.454	190	23.237	232	30.300	255	267		12	1:23.666	30.405	194	23.187	235	30.074	258	271
5	1:23.677	30.403	191	23.147	233	30.127	259	265		13	1:26.463	30.444	191	25.480	221	30.539	260	266
6	1:23.401	30.167	192	23.109	238	30.125	259	270		14	1:23.480	30.109	197	23.306	238	30.065	260	269
7	1:23.060	30.208	195	22.994	239	29.858	259	268		15	1:23.499	30.328	192	23.071	240	30.100	261	267
8	1:54.650	33.375	127	27.671	171			265		16	1:53.061	33.373	151	26.637	171			264

DTM Lausitzring

Lausitzring, length 3240 m

03. - 05.06.2016

SUPERBIKE IDM



DMSB-Reg.No.: S-03/16

Lap Analysis qualifying 1, 03.06.2016

14 Koen Zeelen , Yamaha YZF-R1M Superstock 1000 / NLD										theoretical besttime: 1:22.948								
Lap	Time	S1	V1	S2	V2	S3	V3	Vmax		Lap	Time	S1	V1	S2	V2	S3	V3	Vmax
1	1:35.250		181	24.964	224	31.746	256			11	5:37.071	4:42.565	188	23.938	237	30.568	255	
2	1:25.831	31.758	198	23.645	239	30.428	259	260		12	1:24.175	31.056	197	23.183	238	29.936	258	265
3	1:24.309	30.865	194	23.399	241	30.045	258	267		13	1:23.217	30.406	201	23.023	241	29.788	258	267
4	1:24.391	30.715	197	23.514	238	30.162	259	269		14	1:23.526	30.298	198	23.129	240	30.099	258	269
5	1:23.675	30.331	195	23.350	235	29.994	262	271		15	1:23.517	30.550	200	22.900	240	30.067	258	268
6	1:23.298	30.323	199	23.041	238	29.934	261	271		16	1:24.843	30.692	198	23.274	236	30.877	259	269
7	1:23.431	30.260	201	23.247	242	29.924	262	272		17	1:23.981	30.519	198	23.068	236	30.394	259	270
8	1:30.436	32.167	147	27.895	233	30.374	260	270		18	1:29.414	32.484	177	24.506	218	32.424	220	268
9	1:24.468	30.717	198	23.295	238	30.456	258	270		19	2:25.227	40.774	160	51.379	194			188
10	1:49.189	41.065	163	24.099	228			269										

15 Philip Gengelbach , BMW S 1000 RR Superstock 1000 / DEU										theoretical besttime: 1:23.880								
Lap	Time	S1	V1	S2	V2	S3	V3	Vmax		Lap	Time	S1	V1	S2	V2	S3	V3	Vmax
1	1:41.862		173	25.367	199	31.970	260			10	1:25.040	30.845	192	23.518	238	30.677	262	270
2	1:25.781	31.870	191	23.422	231	30.489	264	267		11	1:25.157	30.836	195	23.444	237	30.877	259	271
3	1:24.799	30.813	191	23.509	233	30.477	263	274		12	1:24.811	30.726	195	23.456	233	30.629	262	270
4	1:24.539	31.009	192	23.377	230	30.153	262	272		13	1:24.645	30.643	195	23.332	237	30.670	264	272
5	1:25.590	30.434	194	24.614	231	30.542	263	267		14	2:13.257	33.165	197	1:08.286	213	31.806	262	274
6	1:42.184	31.378	191	23.293	241			274		15	1:25.633	30.807	186	23.341	239	31.485	233	271
7	4:21.405	3:26.853	191	23.647	229	30.905	259			16	2:11.788	50.074	161	25.942	196			254
8	1:26.293	31.660	195	23.585	236	31.048	260	269		17	2:51.312	1:56.710	191	23.911	233	30.691	260	
9	1:27.383	30.990	199	25.474	235	30.919	261	270		18	2:20.633	31.390	190	45.894	181			263

34 Marco Nekvasil , BMW S 1000 RR Superstock 1000 / AUT										theoretical besttime: 1:21.300								
Lap	Time	S1	V1	S2	V2	S3	V3	Vmax		Lap	Time	S1	V1	S2	V2	S3	V3	Vmax
1	1:57.116		180	24.774	240	36.341	264			11	1:52.601	35.362	153	25.612	144			277
2	1:23.150	30.550	196	23.005	248	29.595	266	274		12	4:38.152	3:34.206	181	27.914	106	36.032	267	
3	1:43.443	31.558	155	25.304	242			277		13	1:22.203	29.801	195	22.769	249	29.633	266	278
4	2:23.431	1:26.211	150	26.440	178	30.780	266			14	1:21.407	29.667	197	22.611	249	29.129	266	276
5	1:22.663	30.026	198	23.192	244	29.445	266	275		15	1:21.477	29.561	200	22.681	250	29.235	266	277
6	1:22.187	29.744	197	23.037	250	29.406	264	277		16	1:41.659	37.123	112	28.505	130	36.031	267	276
7	1:22.279	29.879	200	22.949	245	29.451	266	274		17	1:21.785	29.687	198	22.779	249	29.319	267	276
8	1:22.004	29.820	200	22.852	248	29.332	264	276		18	1:21.598	29.604	200	22.703	246	29.291	266	278
9	1:27.942	34.639	102	23.832	241	29.471	264	275		19	2:22.361	33.477	164	48.411	186			254
10	1:21.626	29.815	199	22.610	250	29.201	266	274										

36 Marc Neumann , BMW S 1000 RR Superstock 1000 / DEU										theoretical besttime: 1:22.711								
Lap	Time	S1	V1	S2	V2	S3	V3	Vmax		Lap	Time	S1	V1	S2	V2	S3	V3	Vmax
1	1:35.148		153	25.958	209	32.375	255			10	1:41.196	30.211	183	23.348	224			265
2	1:27.486	32.609	177	24.052	222	30.825	261	248		11	7:31.176	6:34.423	171	26.312	219	30.441	261	
3	1:24.813	30.838	187	23.768	221	30.207	262	258		12	1:23.537	30.189	192	23.353	219	29.995	260	268
4	1:25.042	31.158	190	23.742	223	30.142	262	262		13	1:23.038	30.194	192	23.113	230	29.731	260	262
5	1:24.300	30.847	181	23.489	230	29.964	262	263		14	1:22.778	30.053	193	22.943	236	29.782	262	264
6	1:24.231	30.406	197	23.644	226	30.181	262	262		15	1:24.526	30.303	185	23.559	219	30.664	261	266
7	1:23.622	30.200	190	23.469	229	29.953	260	267		16	1:26.433	30.963	184	24.473	189	30.997	262	265
8	1:24.004	30.292	191	23.570	224	30.142	262	265		17	1:24.139	30.177	185	23.273	230	30.689	260	262
9	1:23.190	30.219	188	23.256	229	29.715	262	263		18	2:04.486	32.793	174	39.595	191			255

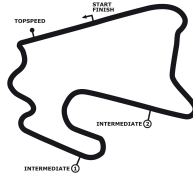
37 Arnaud Friedrich , BMW S 1000 RR Superstock 1000 / DEU										theoretical besttime: 1:23.269								
Lap	Time	S1	V1	S2	V2	S3	V3	Vmax		Lap	Time	S1	V1	S2	V2	S3	V3	Vmax
1	1:38.049		163	26.108	200	32.189	260			11	1:23.888	30.700	201	23.101	237	30.087	262	266
2	1:27.147	32.244	198	23.888	236	31.015	261	260		12	1:23.481	30.263	200	23.024	241	30.194	262	271
3	1:26.231	31.742	184	23.999	234	30.490	262	268		13	1:24.267	30.601	199	23.267	238	30.399	262	272
4	1:24.958	30.907	201	23.544	236	30.507	263	272		14	1:26.627	30.678	196	23.997	217	31.952	262	271
5	1:24.534	30.541	191	23.553	236	30.440	264	272		15	1:24.754	30.590	185	23.720	230	30.444	260	272
6	1:24.389	30.531	197	23.493	237	30.365	264	273		16	1:23.845	30.433	197	23.228	242	30.184	264	270
7	1:31.411	32.724	171	28.305	230	30.382	264	272		17	1:23.528	30.231	197	23.218	239	30.079	264	272
8	1:45.017	30.894	198	23.607	231			271		18	1:23.391	30.166	201	23.056	241	30.169	264	272
9	4:09.854	3:15.596	192	23.771	230	30.487	260			19	1:28.373	32.916	179	24.670	235	30.787	263	272
10	1:24.629	30.907	199	23.432	239	30.290	260	270		20	2:27.922	37.431	149	55.623	184			243

DTM Lausitzring

Lausitzring, length 3240 m

03. - 05.06.2016

SUPERBIKE IDM



DMSB-Reg.No.: S-03/16

Lap Analysis qualifying 1, 03.06.2016

41 Mathieu Gines , BMW S 1000 RR Superbike / FRA										theoretical besttime: 1:20.806								
Lap	Time	S1	V1	S2	V2	S3	V3	Vmax		Lap	Time	S1	V1	S2	V2	S3	V3	Vmax
1	2:47.954		185	23.635	242	29.743	272			8	8:48.311	7:55.598	192	23.092	250	29.621	271	
2	1:22.250	30.196	193	22.753	246	29.301	271	282		9	1:27.487	33.467	177	23.218	250	30.802	274	281
3	1:21.175	29.386	186	22.803	247	28.986	274	283		10	1:21.801	29.761	196	22.624	249	29.416	273	284
4	1:25.543	29.990	196	25.403	233	30.150	272	280		11	1:20.970	29.383	197	22.445	246	29.142	275	283
5	1:22.095	29.784	186	22.998	240	29.313	273	279		12	1:21.061	29.383	195	22.437	244	29.241	276	285
6	1:21.242	29.542	192	22.664	246	29.036	274	282		13	1:38.649	32.542	191	22.749	245			286
7	1:40.643	31.160	187	23.121	243			279										

43 Luca Grünwald , Yamaha YZF-R1M Superstock 1000 / DEU										theoretical besttime: 1:21.092								
Lap	Time	S1	V1	S2	V2	S3	V3	Vmax		Lap	Time	S1	V1	S2	V2	S3	V3	Vmax
1	1:29.927		185	24.483	241	30.676	263			10	1:22.975	29.946	189	23.517	248	29.512	269	274
2	1:25.187	30.477	200	23.610	232	31.100	266	273		11	1:22.883	30.031	189	23.327	244	29.525	266	278
3	1:22.922	30.223	198	22.974	244	29.725	267	274		12	1:22.134	29.877	191	22.880	246	29.377	265	276
4	1:27.701	31.418	165	26.593	234	29.690	268	276		13	1:21.799	29.729	198	22.597	248	29.473	265	275
5	1:22.831	30.243	197	22.866	244	29.722	268	276		14	1:21.696	29.897	197	22.440	250	29.359	267	275
6	1:21.885	29.994	198	22.714	245	29.177	270	278		15	1:27.496	30.554	156	26.691	237	30.251	267	276
7	1:22.241	29.864	195	22.941	242	29.436	265	277		16	1:39.582	45.302	148	24.360	241	29.920	268	276
8	1:48.232	30.319	195	24.276	230			272		17	1:21.248	29.475	202	22.521	249	29.252	269	277
9	7:31.683	6:37.649	184	23.813	239	30.221	265			18	2:42.721	34.050	146	56.160	197			266

44 Danny de Boer , Yamaha YZF-R1M Superstock 1000 / NLD										theoretical besttime: 1:20.932								
Lap	Time	S1	V1	S2	V2	S3	V3	Vmax		Lap	Time	S1	V1	S2	V2	S3	V3	Vmax
1	1:27.297		183	24.391	223	30.495	262			10	1:22.274	30.151	200	22.696	246	29.427	264	271
2	1:32.953	30.722	194	24.685	176	37.546	262	268		11	1:21.790	29.511	201	22.432	241	29.847	264	274
3	1:22.299	30.055	200	22.841	239	29.403	264	273		12	1:21.296	29.577	204	22.503	242	29.216	267	272
4	1:21.894	29.772	200	22.764	241	29.358	266	275		13	1:43.879	42.477	72	31.557	199	29.845	265	276
5	1:28.267	34.089	174	24.356	232	29.822	264	277		14	1:20.939	29.416	202	22.382	245	29.141	265	276
6	1:21.949	29.676	203	22.519	241	29.754	264	274		15	2:02.314	51.309	125	26.426	221			274
7	1:21.528	29.550	201	22.683	243	29.295	264	274		16	2:54.014	1:58.103	177	25.069	219	30.842	263	
8	1:55.686	38.661	130	25.274	213			275		17	1:21.329	29.642	200	22.553	248	29.134	267	274
9	4:39.422	3:42.924	146	25.662	213	30.836	262			18	2:06.903	33.934	146	27.673	173			275

47 Rob Hartog , Kawasaki ZX-10R Superstock 1000 / NLD										theoretical besttime: 1:22.982								
Lap	Time	S1	V1	S2	V2	S3	V3	Vmax		Lap	Time	S1	V1	S2	V2	S3	V3	Vmax
1	2:37.063		193	24.256	239	31.882	254			11	1:26.001	31.336	193	23.332	238	31.333	255	266
2	1:25.815	31.546	192	23.638	241	30.631	257	262		12	1:23.941	30.502	198	23.335	241	30.104	257	269
3	1:27.550	32.896	187	24.000	239	30.654	257	266		13	1:23.548	30.384	196	22.914	245	30.250	258	270
4	1:25.341	31.410	193	23.431	243	30.500	254	263		14	1:25.387	31.140	183	23.515	244	30.732	257	270
5	1:24.373	30.733	196	23.232	237	30.408	259	264		15	1:22.982	30.025	199	22.898	245	30.059	258	269
6	1:24.534	30.713	197	23.074	237	30.747	257	265		16	1:24.868	30.631	197	23.554	245	30.683	258	270
7	1:24.309	30.499	193	23.089	245	30.721	255	268		17	1:23.384	30.225	195	23.049	242	30.110	260	270
8	1:23.565	30.421	197	23.004	246	30.140	258	268		18	1:23.613	30.040	198	23.254	239	30.319	259	272
9	1:50.036	33.763	169	25.525	215			270		19	2:24.548	35.701	149	52.550	192			269
10	5:32.008	4:36.844	178	24.395	235	30.769	255											

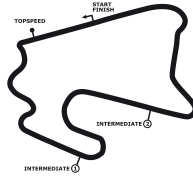
48 Dominik Vincon , BMW S 1000 RR Superstock 1000 / DEU										theoretical besttime: 1:21.470								
Lap	Time	S1	V1	S2	V2	S3	V3	Vmax		Lap	Time	S1	V1	S2	V2	S3	V3	Vmax
1	1:30.411		178	25.279	227	31.392	261			11	1:21.943	29.805	199	22.857	246	29.281	261	271
2	1:24.986	30.323	198	23.322	242	31.341	262	272		12	1:50.503	34.861	128	26.704	170			260
3	1:23.085	30.457	195	23.023	244	29.605	264	269		13	4:46.093	3:37.658	109	34.171	142	34.264	260	
4	1:26.651	30.997	179	25.850	214	29.804	265	275		14	1:22.096	30.026	195	22.601	246	29.469	260	271
5	1:23.214	30.027	192	23.248	238	29.939	266	274		15	1:21.694	29.700	198	22.685	247	29.309	261	272
6	1:43.861	41.438	179	28.546	153	33.877	262	276		16	1:24.480	29.723	192	23.367	241	31.390	259	272
7	1:22.550	29.835	196	23.363	241	29.352	263	275		17	1:32.150	29.950	198	28.237	141	33.963	262	270
8	1:23.224	29.967	192	23.322	236	29.935	265	274		18	1:21.659	29.632	199	22.790	248	29.237	264	273
9	1:23.093	30.519	197	23.239	245	29.335	261	276		19	1:23.441	29.809	199	23.758	230	29.874	262	274
10	1:22.182	29.799	197	22.961	246	29.422	260	272		20	2:48.930	58.700	149	51.035	187			260

DTM Lausitzring

Lausitzring, length 3240 m

03. - 05.06.2016

SUPERBIKE IDM



DMSB-Reg.No.: S-03/16

Lap Analysis qualifying 1, 03.06.2016

49 Andrzej Pawelec , BMW S 1000 RR Superstock 1000 / POL theoretical besttime: 1:24.404

Lap	Time	S1	V1	S2	V2	S3	V3	Vmax	Lap	Time	S1	V1	S2	V2	S3	V3	Vmax
1	2:06.422		177	25.526	202	32.567	254		12	1:25.191	30.856	185	23.682	225	30.653	258	265
2	1:28.134	32.987	186	24.041	216	31.106	255	251	13	1:25.304	31.035	185	23.709	227	30.560	258	264
3	1:26.972	31.657	177	24.236	216	31.079	255	262	14	1:25.885	30.728	196	24.478	221	30.679	256	266
4	1:26.231	31.317	182	24.054	214	30.860	257	264	15	1:27.779	32.831	175	23.919	219	31.029	258	266
5	1:50.528	33.742	136	26.482	222			267	16	1:24.640	30.916	184	23.456	230	30.268	258	267
6	2:08.482	1:13.300	183	24.155	210	31.027	257		17	1:24.663	30.751	189	23.424	228	30.488	258	266
7	1:25.812	31.369	185	23.526	220	30.917	257	261	18	1:25.415	31.007	188	23.627	220	30.781	258	267
8	1:25.752	31.160	192	23.947	222	30.645	257	264	19	1:25.103	30.733	178	23.901	229	30.469	258	265
9	1:25.116	30.796	181	23.492	218	30.828	255	266	20	1:25.188	31.234	181	23.575	223	30.379	262	267
10	1:24.999	30.884	192	23.408	225	30.707	255	262	21	2:31.453	36.863	134	47.843	147			254
11	1:30.531	31.295	196	28.252	208	30.984	257	265									

54 Michal Filla , BMW S 1000 RR Superstock 1000 / CZE theoretical besttime: 1:22.732

Lap	Time	S1	V1	S2	V2	S3	V3	Vmax	Lap	Time	S1	V1	S2	V2	S3	V3	Vmax
1	2:05.175		175	25.987	208	31.950	257		11	1:23.437	30.078	191	23.221	230	30.138	264	269
2	1:26.914	31.648	178	24.434	226	30.832	247	263	12	1:53.804	34.140	132	27.088	187			258
3	1:25.442	30.976	189	23.801	223	30.665	261	260	13	5:28.012	4:26.444	119	27.142	227	34.426	257	
4	1:24.632	30.445	186	23.516	221	30.671	262	267	14	1:23.752	30.403	191	23.243	232	30.106	261	265
5	1:24.539	30.460	186	23.528	229	30.551	260	266	15	1:22.795	29.931	196	22.906	237	29.958	261	271
6	1:24.468	30.510	188	23.568	226	30.390	260	268	16	1:22.964	30.039	192	22.992	235	29.933	264	270
7	1:23.668	30.250	190	23.292	231	30.126	260	268	17	1:23.171	29.943	195	23.031	230	30.197	266	272
8	1:23.753	30.342	192	23.248	230	30.163	258	267	18	1:23.114	30.023	193	23.128	236	29.963	262	273
9	1:23.436	30.186	191	23.139	233	30.111	258	269	19	2:26.666	35.656	136	50.856	130			266
10	1:23.124	30.144	193	23.085	236	29.895	261	267									

55 Pepijn Bijsterbosch , BMW S 1000 RR Superstock 1000 / NLD theoretical besttime: 1:21.889

Lap	Time	S1	V1	S2	V2	S3	V3	Vmax	Lap	Time	S1	V1	S2	V2	S3	V3	Vmax
1	1:42.041		181	24.332	229	30.693	265		9	8:48.754	7:53.935	142	24.790	217	30.029	266	
2	1:23.897	30.737	185	23.322	243	29.838	266	275	10	3:44.028	2:51.084	197	23.281	240	29.663	267	279
3	1:24.103	30.805	188	23.557	245	29.741	267	277	11	1:22.245	30.136	201	22.626	245	29.483	267	278
4	1:22.664	30.212	193	22.786	238	29.666	270	279	12	1:22.059	30.001	193	22.749	245	29.309	269	279
5	1:22.673	30.321	195	22.785	248	29.567	267	280	13	1:22.242	30.014	198	22.757	246	29.471	268	280
6	1:22.427	30.007	193	22.833	249	29.587	268	279	14	1:22.076	29.954	195	22.656	249	29.466	268	280
7	1:22.605	30.053	198	22.778	242	29.774	270	279	15	1:41.958	33.502	170	23.918	229			279
8	1:47.051	32.468	172	23.475	232			276									

63 Jan Halbich , Honda CBR1000RR SP Superbike / CZE theoretical besttime: 1:21.421

Lap	Time	S1	V1	S2	V2	S3	V3	Vmax	Lap	Time	S1	V1	S2	V2	S3	V3	Vmax
1	1:28.877		181	24.317	223	30.491	266		9	1:37.221	30.007	195	23.311	231			277
2	1:22.565	29.727	206	23.117	229	29.721	270	275	10	3:44.028	2:51.084	197	23.281	240	29.663	267	279
3	2:04.516	53.959	149	26.258	207			277	11	1:22.266	29.636	206	22.883	236	29.747	268	276
4	9:31.320	8:37.595	199	23.768	232	29.957	267		12	1:21.799	29.480	207	22.764	237	29.555	267	278
5	1:22.580	29.988	209	22.880	239	29.712	267	272	13	1:21.780	29.473	206	22.743	238	29.564	269	277
6	1:21.963	29.707	203	22.896	244	29.360	267	276	14	1:24.951	29.863	193	24.962	201	30.126	270	278
7	1:22.325	29.436	204	23.228	238	29.661	268	277	15	2:30.514	34.254	137	40.650	186			255
8	1:21.818	29.631	206	22.625	235	29.562	268	277									

66 Florian Alt , Yamaha YZF-R1M Superbike / DEU theoretical besttime: 1:19.942

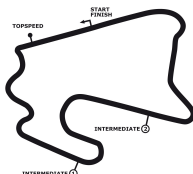
Lap	Time	S1	V1	S2	V2	S3	V3	Vmax	Lap	Time	S1	V1	S2	V2	S3	V3	Vmax
1	2:34.960		184	24.623	214				9	1:20.587	29.216	195	22.259	249	29.112	267	275
2	6:17.796	5:25.447	192	22.997	243	29.352	269		10	1:19.942	29.068	199	22.108	250	28.766	270	279
3	1:21.341	29.509	196	22.569	248	29.263	267	279	11	1:42.723	49.051	131	23.418	242	30.254	265	280
4	1:31.180	30.446	190	28.878	139	31.856	267	268	12	1:20.693	29.574	197	22.170	250	28.949	269	276
5	1:20.788	29.339	197	22.421	248	29.028	266	277	13	1:42.695	31.529	177	25.189	223			279
6	1:20.180	29.125	196	22.159	248	28.896	267	277	14	2:35.632	1:40.173	178	24.411	213	31.048	251	
7	1:40.064	30.710	170	23.829	232			278	15	2:23.631	31.863	164	45.901	193			262
8	4:53.018	4:00.076	195	22.962	235	29.980	264										

DTM Lausitzring

Lausitzring, length 3240 m

03. - 05.06.2016

SUPERBIKE IDM



DMSB-Reg.No.: S-03/16

Lap Analysis qualifying 1, 03.06.2016

81 Florian Hüsler , BMW S 1000 RR Superstock 1000 / CHE										theoretical besttime: 1:24.233							
Lap	Time	S1	V1	S2	V2	S3	V3	Vmax	Lap	Time	S1	V1	S2	V2	S3	V3	Vmax
1	2:46.038		177	25.977	230	33.272	252		12	1:25.848	30.995	186	23.937	235	30.916	259	267
2	1:31.408	35.152	185	24.847	235	31.409	255	262	13	1:28.053	33.448	187	23.929	239	30.676	256	268
3	1:25.913	31.354	193	24.001	238	30.558	258	265	14	1:25.004	30.814	191	23.556	238	30.634	258	266
4	1:25.951	31.304	187	24.025	230	30.622	258	267	15	1:25.845	31.421	186	23.739	238	30.685	255	266
5	1:25.387	30.795	188	23.794	228	30.798	255	267	16	1:25.202	30.749	190	23.637	237	30.816	257	266
6	1:24.941	30.779	190	23.249	240	30.913	255	265	17	1:24.880	30.747	184	23.481	236	30.652	257	266
7	1:25.339	30.894	191	23.544	235	30.901	255	265	18	1:24.240	30.541	190	23.249	239	30.450	258	267
8	1:25.504	31.031	189	23.549	236	30.924	255	265	19	1:24.574	30.673	191	23.318	239	30.583	257	267
9	1:25.183	30.857	194	23.633	230	30.693	255	265	20	1:25.596	31.119	192	23.643	238	30.834	257	266
10	1:28.707	30.534	197	26.369	226	31.804	254	264	21	1:25.172	30.931	192	23.391	238	30.850	257	267
11	1:25.230	30.646	192	23.742	238	30.842	256	264	22	2:46.526	1:07.499	141	32.409	113			

85 Björn Stuppi , BMW S 1000 RR Superstock 1000 / DEU										theoretical besttime: 1:24.681							
Lap	Time	S1	V1	S2	V2	S3	V3	Vmax	Lap	Time	S1	V1	S2	V2	S3	V3	Vmax
1	1:46.051		173	26.380	218	33.434	257		10	1:25.617	31.101	197	23.430	238	31.086	263	268
2	1:30.411	33.155	181	24.763	218	32.493	260	260	11	1:42.842	31.204	189	23.572	227			272
3	1:28.900	32.333	193	24.671	223	31.896	262	268	12	5:14.367	4:18.048	184	24.270	216	32.049	258	
4	1:27.278	31.772	188	23.954	232	31.552	260	265	13	1:26.056	31.630	185	23.520	237	30.906	264	249
5	1:25.864	31.257	189	23.607	229	31.000	260	270	14	1:24.909	30.689	191	23.284	230	30.936	265	273
6	2:07.445	48.777	173	24.824	226			273	15	1:24.766	30.724	186	23.334	236	30.708	265	275
7	4:22.440	3:26.423	169	24.313	226	31.704	260		16	1:25.627	30.801	181	23.604	232	31.222	264	272
8	1:25.846	31.262	193	23.497	227	31.087	260	270	17	2:25.042	33.626	153	46.492	184			264
9	1:25.662	31.267	191	23.328	230	31.067	260	270									

89 Stefan Kerschbaumer , Kawasaki ZX-10R Superstock 1000 / AUT										theoretical besttime: 1:20.911							
Lap	Time	S1	V1	S2	V2	S3	V3	Vmax	Lap	Time	S1	V1	S2	V2	S3	V3	Vmax
1	1:33.425		167	25.571	220	31.757	259		11	1:25.285	31.179	190	23.669	232	30.437	262	265
2	1:24.325	30.813	197	23.198	239	30.314	263	267	12	1:23.489	29.669	197	23.811	234	30.009	264	273
3	1:22.692	30.061	198	22.955	236	29.676	263	274	13	1:21.412	29.461	198	22.653	244	29.298	264	274
4	1:23.070	29.659	191	23.140	232	30.271	267	274	14	1:20.911	29.417	200	22.399	244	29.095	265	274
5	1:24.722	31.188	195	23.331	225	30.203	262	267	15	1:49.615	52.365	165	26.953	221	30.297	265	276
6	1:21.763	29.677	197	22.705	242	29.381	264	274	16	1:23.547	30.026	170	23.435	229	30.086	265	274
7	1:24.054	31.020	186	23.204	234	29.830	264	274	17	1:25.293	29.706	192	25.776	230	29.811	264	276
8	1:21.629	29.647	198	22.753	242	29.229	264	275	18	1:22.072	29.569	199	22.833	237	29.670	264	275
9	1:48.832	32.791	175	24.537	217			274	19	2:10.802	35.428	134	27.721	164			259
10	6:20.925	5:24.683	169	24.727	217	31.515	259										

91 Bastian Mackels , BMW S 1000 RR Superbike / BEL										theoretical besttime: 1:21.655							
Lap	Time	S1	V1	S2	V2	S3	V3	Vmax	Lap	Time	S1	V1	S2	V2	S3	V3	Vmax
1	1:27.021		187	24.566	211	31.670	266		9	6:39.240	5:44.800	190	23.890	231	30.550	264	
2	1:24.109	30.699	194	23.415	234	29.995	268	275	10	1:23.813	30.386	201	23.775	237	29.652	269	275
3	1:23.121	30.006	187	23.238	232	29.877	268	278	11	1:22.052	29.661	197	23.022	241	29.369	271	279
4	1:22.200	29.649	190	23.026	236	29.525	266	278	12	1:22.253	29.897	198	22.920	232	29.436	271	281
5	1:22.398	29.808	193	23.115	228	29.475	271	277	13	1:22.061	29.877	204	22.980	244	29.204	272	278
6	1:22.444	29.871	199	23.057	229	29.516	272	279	14	1:22.096	29.666	195	23.007	236	29.423	264	281
7	1:22.540	29.838	191	22.802	230	29.900	270	278	15	1:22.135	29.680	197	22.976	237	29.479	272	275
8	1:59.497	34.201	166	26.411	197			279	16	2:09.478	47.687	156	30.082	152			276

92 Daniel Kartheininger , Kawasaki ZX-10R Superstock 1000 / DEU										theoretical besttime: 1:21.764							
Lap	Time	S1	V1	S2	V2	S3	V3	Vmax	Lap	Time	S1	V1	S2	V2	S3	V3	Vmax
1	2:21.173		177	25.133	232	30.880	259		6	1:22.339	29.906	200	23.051	242	29.382	262	272
2	1:24.668	30.746	199	23.418	227	30.504	260	271	7	1:51.836	54.439	187	27.099	215	30.298	262	273
3	1:23.448	29.969	197	23.659	237	29.820	261	272	8	1:44.535	30.297	198	22.998	233			274
4	1:22.521	29.842	200	22.997	231	29.682	262	274	9	7:46.387	6:47.154	147	27.796	150	31.437	265	
5	1:23.349	30.233	177	23.578	244	29.538	261	274	10	1:22.215	29.920	200	22.540	227	29.755	262	267