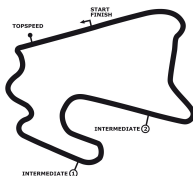


DTM Lausitzring

Lausitzring, length 3240 m

29. - 31.05.2015

SUPERBIKE IDM SBK SST 1000



DMSB-Reg.No.: S-03/15

Lap Analysis qualifying 2, 30.05.2015

1 Xavi Forés , Ducati Panigale R SUPERBIKE / ESP										theoretical besttime: 1:20.267								
Lap	Time	S1	V1	S2	V2	S3	V3	Vmax		Lap	Time	S1	V1	S2	V2	S3	V3	Vmax
1	3:09.724		153	28.421	195	36.193	241			7	1:22.989	30.384	191	23.165	246	29.440	255	266
2	1:36.580	35.427	174	26.322	192	34.831	235	240		8	1:21.337	29.640	201	22.624	250	29.073	254	268
3	1:34.702	34.574	178	25.873	194	34.255	241	250		9	1:29.962	36.828	163	23.708	245	29.426	255	269
4	1:46.354	35.205	168	26.680	188			242		10	1:21.083	29.730	197	22.480	250	28.873	255	271
5	20:53.389	19:56	182	25.762	222	31.540	253			11	1:20.429	29.026	198	22.368	244	29.035	254	272
6	1:25.801	31.488	200	24.169	241	30.144	252	264		12	1:40.022	32.271	129	25.549	190			270

5 Lukas Trautmann , Yamaha YZF-R1M Superstock 1000 / AUT										theoretical besttime: 1:22.030								
Lap	Time	S1	V1	S2	V2	S3	V3	Vmax		Lap	Time	S1	V1	S2	V2	S3	V3	Vmax
1	26:18.375		165	26.392	222	32.560	248			7	1:22.713	29.795	201	22.676	230	30.242	256	270
2	1:28.030	32.670	189	23.489	225	31.871	248	261		8	1:22.478	29.931	190	22.957	245	29.590	253	274
3	1:26.246	31.978	185	23.500	240	30.768	252	267		9	1:22.293	29.930	190	22.745	248	29.618	251	272
4	1:24.904	30.977	181	23.417	240	30.510	247	270		10	1:22.279	29.826	198	22.645	242	29.808	249	270
5	1:24.461	30.766	183	23.331	238	30.364	251	266		11	1:35.246	30.246	171	23.203	238			267
6	1:23.417	30.390	195	22.796	232	30.231	252	269										

7 Marvin Fritz , Yamaha R1M Superstock 1000 / DEU										theoretical besttime: 1:35.645								
Lap	Time	S1	V1	S2	V2	S3	V3	Vmax		Lap	Time	S1	V1	S2	V2	S3	V3	Vmax
1	2:52.896		149	29.395	165	37.105	235			5	1:37.065	35.663	159	26.917	192	34.485	236	239
2	1:42.821	38.312	151	28.435	175	36.074	235	218		6	1:35.689	34.929	158	26.399	193	34.361	235	242
3	1:38.652	36.801	151	26.975	188	34.876	235	234		7	1:53.524	39.138	144	28.080	173			247
4	1:36.793	35.685	156	26.791	189	34.317	236	238		8	16:55.233	15:45	152	27.334	198			

11 Max Fritsch , Kawasaki ZX-10R Superstock 1000 / DEU										theoretical besttime: 1:22.042								
Lap	Time	S1	V1	S2	V2	S3	V3	Vmax		Lap	Time	S1	V1	S2	V2	S3	V3	Vmax
1	9:32.126		124	30.577	166	36.645	235			6	1:22.843	30.369	197	22.678	245	29.796	254	267
2	1:58.146	37.783	138	27.537	175			231		7	1:22.951	30.356	193	22.770	239	29.825	252	269
3	20:34.917	19:36	150	26.460	211	31.500	250			8	1:22.042	30.040	201	22.448	245	29.554	251	266
4	1:28.560	31.771	185	25.791	227	30.998	249	263		9	1:35.691	38.588	141	25.503	191	31.600	249	265
5	1:24.096	30.961	184	23.211	233	29.924	254	265		10	2:11.804	59.477	165	26.473	189			264

16 Johannes Kanzler , BMW S 1000 RR Superstock 1000 / DEU										theoretical besttime: 1:27.234								
Lap	Time	S1	V1	S2	V2	S3	V3	Vmax		Lap	Time	S1	V1	S2	V2	S3	V3	Vmax
1	30:26.342		99	40.275	134					5	1:30.745	32.091	180	27.004	210	31.650	245	257
2	2:13.421	1:02.115	131	33.678	128	37.628	206			6	1:27.274	31.553	175	24.332	217	31.389	243	260
3	1:37.280	37.372	158	26.993	201	32.915	241	201		7	1:27.584	31.822	189	24.292	224	31.470	244	258
4	1:30.311	33.354	170	24.852	217	32.105	242	249										

21 Markus Reiterberger , BMW S 1000 RR SUPERBIKE / DEU										theoretical besttime: 1:19.307								
Lap	Time	S1	V1	S2	V2	S3	V3	Vmax		Lap	Time	S1	V1	S2	V2	S3	V3	Vmax
1	8:20.057		134	28.273	195	35.687	235			8	1:21.148	29.752	203	22.522	252	28.874	258	274
2	1:38.317	36.432	160	26.988	191	34.897	241	241		9	1:21.028	29.287	203	22.727	252	29.014	260	272
3	1:49.934	36.839	149	27.512	209			257		10	1:19.742	29.172	206	22.077	254	28.493	259	275
4	15:38.919	14:40	171	26.353	213	31.934	252			11	1:26.214	28.949	207	26.645	223	30.620	258	274
5	1:25.588	31.924	183	23.571	244	30.093	256	267		12	1:19.881	29.044	206	22.053	250	28.784	257	272
6	1:23.416	30.747	195	23.026	249	29.643	256	271		13	1:19.626	28.865	208	21.949	253	28.812	260	273
7	1:21.822	29.940	201	22.648	258	29.234	259	271		14	1:38.429	30.386	160	24.746	187			276

25 Matej Smrz , BMW S 1000 RR SUPERBIKE / CZE										theoretical besttime: 1:21.017								
Lap	Time	S1	V1	S2	V2	S3	V3	Vmax		Lap	Time	S1	V1	S2	V2	S3	V3	Vmax
1	25:22.122		138	29.766	177					5	4:11.945	3:18.124	177	23.566	245	30.255	255	
2	5:08.821	4:11.436	181	24.784	220	32.601	252			6	1:21.923	29.557	203	22.715	245	29.651	255	272
3	1:27.493	32.812	191	23.783	221	30.898	254	268		7	1:21.017	29.499	201	22.251	248	29.267	255	274
4	1:39.409	30.697	188	23.227	240			273		8	2:12.628	1:05.219	166	25.792	243			270

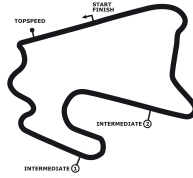
34 Chris Burri , Kawasaki ZX-10R Superstock 1000 / CHE										theoretical besttime: 1:24.590								
Lap	Time	S1	V1	S2	V2	S3	V3	Vmax		Lap	Time	S1	V1	S2	V2	S3	V3	Vmax
1	34:25.802		160	26.581	209	33.450	242			4	1:24.828	31.042	187	23.457	229	30.329	247	264
2	1:27.866	33.417	182	23.561	228	30.888	248	242		5	1:39.356	31.195	191	23.219	226			262
3	1:25.736	31.582	188	23.289	223	30.865	249	263										

DTM Lausitzring

Lausitzring, length 3240 m

29. - 31.05.2015

SUPERBIKE IDM SBK SST 1000



DMSB-Reg.No.: S-03/15

Lap Analysis qualifying 2, 30.05.2015

36 Marc Neumann , BMW S 1000 RR Superstock 1000 / DEU										theoretical besttime: 1:29.085								
Lap	Time	S1	V1	S2	V2	S3	V3	Vmax		Lap	Time	S1	V1	S2	V2	S3	V3	Vmax
1	9:07.833		134	29.523	191	36.929	222			7	1:44.100	32.787	180	26.232	207			255
2	1:39.359	37.299	152	27.433	205	34.627	237	224		8	10:30.326	9:28.847	161	27.352	193	34.127	241	
3	1:35.986	35.397	160	26.457	207	34.132	235	248		9	1:30.707	33.737	177	24.847	212	32.123	247	251
4	1:52.609	36.754	139	27.817	184			235		10	1:29.085	32.197	186	24.785	225	32.103	245	257
5	10:10.244	9:08.951	153	27.652	192	33.641	243			11	1:58.744	45.236	160	26.166	211			260
6	1:31.713	33.433	172	25.477	220	32.803	244	255										

41 Mathieu Gines , Yamaha YZF-R1M Superstock 1000 / FRA										theoretical besttime: 1:22.139								
Lap	Time	S1	V1	S2	V2	S3	V3	Vmax		Lap	Time	S1	V1	S2	V2	S3	V3	Vmax
1	31:51.099		180	24.491	231	30.314	247			4	1:22.447	30.123	183	22.944	234	29.380	252	265
2	1:24.108	31.097	180	23.124	242	29.887	246	264		5	1:40.384	29.815	190	25.750	179			268
3	1:25.172	30.643	184	24.475	238	30.054	249	264										

44 Danny de Boer , Yamaha Superstock 1000 / NLD										theoretical besttime: 1:25.140								
Lap	Time	S1	V1	S2	V2	S3	V3	Vmax		Lap	Time	S1	V1	S2	V2	S3	V3	Vmax
1	10:10.294		117	31.057	161	37.342	229			4	2:36.019	1:38.257	158	26.243	187	31.519	248	
2	1:53.130	37.610	138	28.195	183			219		5	1:25.140	31.472	189	23.285	232	30.383	248	263
3	24:58.709	23:51	153	25.083	201					6	2:08.996	54.989	160	25.444	183			262

45 Michal Filla , BMW S 1000 RR Superstock 1000 / CZE										theoretical besttime: 1:22.667								
Lap	Time	S1	V1	S2	V2	S3	V3	Vmax		Lap	Time	S1	V1	S2	V2	S3	V3	Vmax
1	6:37.197		129	31.100	156	40.077	219			9	1:24.519	30.658	192	23.415	230	30.446	246	260
2	1:42.852	37.753	149	28.113	188	36.986	219	223		10	1:24.412	30.504	188	23.551	239	30.357	248	259
3	1:41.087	37.175	151	27.672	176	36.240	217	221		11	1:23.914	30.545	194	23.137	238	30.232	248	262
4	1:39.595	36.342	152	27.155	196	36.098	216	230		12	1:23.400	30.038	200	23.275	239	30.087	248	262
5	2:01.458	38.427	134	30.209	158			232		13	1:26.116	30.370	195	24.028	219	31.718	247	262
6	14:29.488	13:29	158	26.466	203	33.879	241			14	1:23.357	30.197	191	22.943	242	30.217	248	259
7	1:29.012	32.582	174	24.446	232	31.984	244	258		15	1:23.013	29.850	197	22.730	249	30.433	249	261
8	1:26.894	31.626	185	24.035	235	31.233	247	257		16	2:10.818	49.446	145	29.227	171			262

48 Dominik Vincon , BMW S 1000 RR Superstock 1000 / DEU										theoretical besttime: 1:22.264								
Lap	Time	S1	V1	S2	V2	S3	V3	Vmax		Lap	Time	S1	V1	S2	V2	S3	V3	Vmax
1	26:07.135		179	25.173	221	33.368	248			6	4:39.846	3:42.957	171	24.470	223	32.419	249	
2	1:30.874	34.589	183	24.711	236	31.574	247	239		7	1:22.578	30.065	200	22.765	241	29.748	252	265
3	1:27.109	32.497	193	23.789	239	30.823	249	262		8	1:22.929	30.569	202	22.557	237	29.803	253	267
4	1:26.108	31.350	195	23.412	242	31.346	247	265		9	1:22.803	29.959	194	22.742	240	30.102	244	268
5	1:40.034	31.572	197	23.458	236			264		10	2:14.383	54.073	170	30.476	136			261

50 Damian Cudlin , Yamaha R1M SUPERBIKE / AUS										theoretical besttime: 1:20.643								
Lap	Time	S1	V1	S2	V2	S3	V3	Vmax		Lap	Time	S1	V1	S2	V2	S3	V3	Vmax
1	26:16.285		154	26.509	203	33.390	247			6	1:32.086	29.757	194	27.649	132	34.680	254	273
2	1:30.790	33.861	183	24.199	220	32.730	251	247		7	1:21.573	29.627	195	22.628	244	29.318	256	272
3	1:25.707	31.755	174	23.408	229	30.544	252	268		8	1:20.643	29.360	199	22.308	246	28.975	257	274
4	1:32.430	35.332	128	26.159	181	30.939	254	264		9	1:40.238	33.043	137	25.190	188			272
5	1:22.592	30.326	196	22.689	244	29.577	256	271										

52 Johannes Hoffmann , BMW S 1000 RR Superstock 1000 / DEU										theoretical besttime: 1:25.533								
Lap	Time	S1	V1	S2	V2	S3	V3	Vmax		Lap	Time	S1	V1	S2	V2	S3	V3	Vmax
1	6:08.877		127	32.777	164					7	1:26.248	31.432	191	23.466	244	31.350	249	260
2	2:06.538	56.703	140	29.183	162	40.652	224			8	1:25.945	31.389	193	23.555	241	31.001	248	265
3	20:17.170	37.657	153	28.924	187			233		9	1:25.955	31.409	193	23.505	235	31.041	248	261
4	1:53.895	55.644	165	25.567	217	32.684	239			10	1:28.796	31.066	192	25.720	234	32.010	246	261
5	1:28.775	32.794	184	24.358	230	31.623	245	254		11	1:33.331	31.426	195	24.623	232	37.282	235	262
6	1:26.562	31.687	186	23.806	243	31.069	244	258		12	2:20.907	1:01.125	163	30.254	177			193

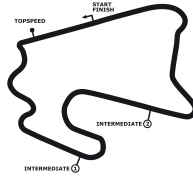
55 Pepijn Bijsterbosch , BMW S 1000 RR Superstock 1000 / NLD										theoretical besttime: 1:22.309								
Lap	Time	S1	V1	S2	V2	S3	V3	Vmax		Lap	Time	S1	V1	S2	V2	S3	V3	Vmax
1	10:02.875		134	30.081	168					7	1:23.157	30.275	191	23.018	245	29.864	255	270
2	17:23.379	16:25	152	25.143	238	32.965	249			8	1:23.384	30.689	193	23.028	244	29.667	258	272
3	1:27.461	33.392	186	23.449	246	30.620	254	264		9	1:22.440	29.927	196	22.739	245	29.774	257	274
4	1:24.226	31.032	202	22.952	239	30.242	254	270		10	1:23.252	30.136	196	22.715	252	30.401	254	272
5	1:23.527	30.569	192	23.039	243	29.919	255	270		11	1:24.948	29.932	203	24.954	238	30.062	255	272

DTM Lausitzring

Lausitzring, length 3240 m

29. - 31.05.2015

SUPERBIKE IDM SBK SST 1000



Lap Analysis qualifying 2, 30.05.2015

DMSB-Reg.No.: S-03/15

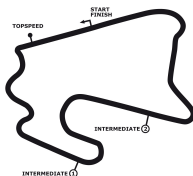
Lap	Time	S1	V1	S2	V2	S3	V3	Vmax	Lap	Time	S1	V1	S2	V2	S3	V3	Vmax
6	1:23.313	30.304	192	22.853	245	30.156	253	272									

DTM Lausitzring

Lausitzring, length 3240 m

29. - 31.05.2015

SUPERBIKE IDM SBK SST 1000



DMSB-Reg.No.: S-03/15

Lap Analysis qualifying 2, 30.05.2015

57 Lorenzo Lanzi , Ducati Panigale R SUPERBIKE / ITA theoretical besttime: 1:20.246

Lap	Time	S1	V1	S2	V2	S3	V3	Vmax	Lap	Time	S1	V1	S2	V2	S3	V3	Vmax
1	4:41.785		150	29.993	168	37.726	238		6	1:21.687	29.771	195	22.716	245	29.200	256	270
2	1:38.578	36.729	161	26.811	192	35.038	242	226	7	1:20.549	29.469	201	22.203	253	28.877	259	273
3	1:47.802	35.482	167	26.000	193			220	8	1:20.856	29.289	203	22.268	236	29.299	256	274
4	23:48.792	22:52	174	24.443	209	31.861	251		9	1:20.539	29.517	202	22.080	253	28.942	257	271
5	1:24.738	31.162	187	23.166	229	30.410	254	265	10	1:41.089	32.401	126	26.623	178			265

63 Jan Halbich , Honda CBR 1000 RR SUPERBIKE / CZE theoretical besttime: 1:22.626

Lap	Time	S1	V1	S2	V2	S3	V3	Vmax	Lap	Time	S1	V1	S2	V2	S3	V3	Vmax
1	29:26.742		153	25.306	210	31.842	253		6	1:22.899	30.157	189	22.876	238	29.866	256	274
2	1:27.801	32.026	194	24.859	232	30.916	252	266	7	1:22.839	30.187	187	22.815	234	29.837	256	271
3	1:25.591	31.513	192	23.511	229	30.567	254	269	8	1:42.580	49.159	185	23.377	226	30.044	256	270
4	1:24.216	30.844	188	23.178	231	30.194	254	269	9	1:22.626	30.105	193	22.688	234	29.833	255	270
5	1:23.461	30.575	187	22.921	237	29.965	256	272	10	2:10.002	51.181	173	26.265	153			272

67 Mark Albrecht , BMW S 1000 RR Superstock 1000 / DEU theoretical besttime: 1:25.869

Lap	Time	S1	V1	S2	V2	S3	V3	Vmax	Lap	Time	S1	V1	S2	V2	S3	V3	Vmax
1	30:03.778		134	27.760	217	34.294	243		5	1:26.694	31.458	188	24.100	229	31.136	251	267
2	1:32.506	34.021	171	25.923	219	32.562	248	250	6	1:26.104	31.301	188	23.806	228	30.997	254	267
3	1:29.238	32.277	185	24.754	219	32.207	251	264	7	1:33.219	32.459	159	28.531	147	32.229	249	270
4	1:27.324	31.670	187	24.000	223	31.654	251	266	8	1:26.127	31.122	194	23.750	232	31.255	248	266

69 Lucy Glöckner , BMW S 1000 RR Superstock 1000 / DEU theoretical besttime: 1:21.659

Lap	Time	S1	V1	S2	V2	S3	V3	Vmax	Lap	Time	S1	V1	S2	V2	S3	V3	Vmax
1	24:56.527		163	26.339	197	32.581	247		8	1:21.790	29.673	196	22.598	242	29.519	259	272
2	1:27.455	32.652	189	23.899	231	30.904	251	257	9	1:23.959	29.846	203	23.680	236	30.433	255	275
3	1:24.786	31.503	196	23.210	241	30.073	254	267	10	1:22.176	30.032	197	22.682	240	29.462	255	270
4	1:24.214	30.914	187	23.104	233	30.196	256	270	11	1:22.369	29.599	199	23.273	242	29.497	254	271
5	1:35.960	31.967	187	23.356	224			272	12	1:24.103	31.436	195	22.866	243	29.801	253	269
6	2:18.344	1:24.810	193	23.521	237	30.013	253		13	1:52.100	45.385	171	24.176	211			267
7	1:22.424	30.030	197	22.892	242	29.502	255	268									

76 Max Neukirchner , Yamaha R1M SUPERBIKE / DEU theoretical besttime: 1:20.063

Lap	Time	S1	V1	S2	V2	S3	V3	Vmax	Lap	Time	S1	V1	S2	V2	S3	V3	Vmax
1	22:54.244		167	26.745	201	34.602	242		5	1:21.351	29.463	194	22.741	252	29.147	253	271
2	1:32.261	33.579	182	24.993	202	33.689	243	257	6	1:20.425	29.105	198	22.286	247	29.034	252	271
3	1:41.997	33.757	180	25.134	198			257	7	1:20.063	28.970	203	22.169	253	28.924	255	270
4	9:42.001	8:48.091	186	23.872	233	30.038	252		8	1:35.347	32.330	176	24.174	226			273

77 Erwan Nigon , Suzuki GSX-R 1000 SUPERBIKE / FRA theoretical besttime: 1:22.174

Lap	Time	S1	V1	S2	V2	S3	V3	Vmax	Lap	Time	S1	V1	S2	V2	S3	V3	Vmax
1	2:49.487		146	28.243	173	38.104	208		6	1:26.340	31.857	180	23.697	212	30.786	254	260
2	1:51.080	37.308	167	27.368	184			220	7	1:24.371	30.794	189	23.252	222	30.325	252	262
3	23:00.463	21:56	174	26.924	193	36.828	245		8	1:23.903	30.876	196	23.007	230	30.020	252	265
4	1:26.859	32.236	183	23.821	218	30.802	250	260	9	1:22.174	29.824	197	22.845	233	29.505	252	267
5	1:24.404	30.571	186	23.264	225	30.569	253	265	10	1:36.883	30.647	186	25.137	221			267

87 Gareth Jones , Kawasaki ZX-10R SUPERBIKE / AUS theoretical besttime: 1:24.323

Lap	Time	S1	V1	S2	V2	S3	V3	Vmax	Lap	Time	S1	V1	S2	V2	S3	V3	Vmax
1	17:25.579		122	30.560	158				5	1:25.471	31.287	181	23.412	235	30.772	250	263
2	8:41.150	7:37.961	147	28.095	179	35.094	243		6	1:25.975	31.791	197	23.335	225	30.849	249	265
3	1:32.293	35.066	161	25.163	213	32.064	247	220	7	1:24.323	30.770	190	23.155	233	30.398	249	264
4	1:27.623	32.444	182	24.098	224	31.081	249	262	8	1:34.757	31.429	189	23.639	225			264

89 Stefan Kerschbaumer , Yamaha YZF-R1M Superstock 1000 / AUT theoretical besttime: 1:23.199

Lap	Time	S1	V1	S2	V2	S3	V3	Vmax	Lap	Time	S1	V1	S2	V2	S3	V3	Vmax
1	2:27.493		141	29.950	178	37.773	236		7	1:24.625	31.004	193	23.290	237	30.331	249	262
2	1:41.608	37.424	163	28.089	179	36.095	237	231	8	1:25.266	30.872	198	23.831	220	30.563	250	263
3	1:39.926	36.522	164	27.615	186	35.789	236	236	9	1:23.526	30.534	196	22.868	236	30.124	250	266
4	2:03.710	38.924	144	30.595	158			214	10	1:24.683	30.207	199	23.613	231	30.863	240	267
5	25:34.734	24:34	171	27.928	200	32.412	247		11	2:29.313	1:09.889	157	28.154	171			236
6	1:27.326	32.194	190	23.977	222	31.155	249	258									