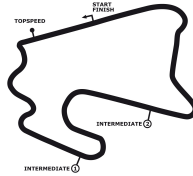


# DTM Lausitzring

Lausitzring, length 3240 m

29. - 31.05.2015

SUPERBIKE IDM SBK SST 1000



DMSB-Reg.No.: S-03/15

## Lap Analysis free practice 2, 29.05.2015

1 Xavi Forés , Ducati Panigale R SUPERBIKE / ESP									theoretical besttime: 1:19.423								
Lap	Time	S1	V1	S2	V2	S3	V3	Vmax	Lap	Time	S1	V1	S2	V2	S3	V3	Vmax
1	2:26.017		187	24.609	227	30.012	253		9	1:20.232	29.129	205	22.302	250	28.801	255	271
2	1:20.883	29.506	201	22.452	249	28.925	<b>257</b>	268	10	<b>1:19.423</b>	<b>28.695</b>	205	<b>22.057</b>	<b>253</b>	<b>28.671</b>	256	271
3	1:20.329	29.013	196	22.450	248	28.866	256	272	11	1:20.184	29.012	198	22.429	252	28.743	255	272
4	1:24.847	29.537	175	26.248	245	29.062	257	272	12	1:19.956	28.853	206	22.282	251	28.821	255	270
5	1:20.106	28.997	206	22.173	245	28.936	254	<b>274</b>	13	1:43.698	37.982	159	24.863	211			271
6	1:20.190	28.986	<b>207</b>	22.338	248	28.866	255	271	14	3:36.580	2:44.562	199	22.763	246	29.255	255	
7	1:41.543	34.480	148	25.179	189			272	15	1:20.460	29.153	201	22.275	247	29.032	255	267
8	7:17.657	6:23.817	192	24.535	243	29.305	255										

4 Chris Schmid , BMW S 1000 RR Superstock 1000 / DEU									theoretical besttime: 1:24.273								
Lap	Time	S1	V1	S2	V2	S3	V3	Vmax	Lap	Time	S1	V1	S2	V2	S3	V3	Vmax
1	1:43.313		169	25.853	204	32.122	247		10	6:48.819	5:51.581	174	24.669	200	32.569	245	
2	1:26.214	31.531	185	23.814	219	30.869	247	262	11	1:24.955	30.857	187	23.399	<b>232</b>	30.699	247	260
3	1:25.337	30.716	189	23.871	213	30.750	247	262	12	1:25.857	31.077	184	23.703	<b>224</b>	31.077	246	262
4	1:26.013	30.869	184	23.902	221	31.242	245	264	13	1:25.617	31.112	189	23.670	232	30.835	246	262
5	<b>1:24.444</b>	<b>30.393</b>	<b>197</b>	23.549	225	<b>30.502</b>	<b>249</b>	263	14	1:27.920	31.530	180	24.441	206	31.949	245	263
6	1:24.523	30.492	188	23.395	225	30.636	248	<b>265</b>	15	1:45.323	33.145	159	32.705	123	39.473	246	262
7	1:24.837	30.772	187	<b>23.378</b>	224	30.687	247	264	16	1:25.437	31.008	191	23.560	230	30.869	244	262
8	1:24.986	30.688	191	23.555	223	30.743	247	263	17	1:46.310	35.545	116	27.679	200			260
9	1:47.180	32.856	171	29.233	147			262									

7 Marvin Fritz , Yamaha R1M Superstock 1000 / DEU									theoretical besttime: 1:21.446								
Lap	Time	S1	V1	S2	V2	S3	V3	Vmax	Lap	Time	S1	V1	S2	V2	S3	V3	Vmax
1	1:38.611		159	30.097	169	31.953	249		11	1:34.677	<b>29.343</b>	195	24.481	197			269
2	1:24.269	30.530	178	23.561	221	30.178	252	267	12	5:09.767	4:15.786	175	23.708	225	30.273	250	
3	1:22.785	29.936	183	23.048	233	29.801	253	270	13	1:22.165	29.670	197	22.970	235	<b>29.525</b>	253	268
4	1:22.142	29.573	190	22.827	232	29.742	254	268	14	1:22.187	29.761	194	22.755	238	29.671	253	271
5	1:26.578	32.949	146	23.556	219	30.073	<b>255</b>	<b>272</b>	15	1:24.940	32.198	188	22.972	234	29.770	252	271
6	1:23.057	30.631	193	22.735	232	29.691	252	269	16	1:21.756	29.484	195	22.620	235	29.652	252	270
7	1:21.913	29.619	189	22.736	236	29.558	253	270	17	1:32.175	29.344	<b>200</b>	27.028	195	35.803	251	271
8	1:22.026	29.506	187	22.845	235	29.675	254	270	18	<b>1:21.607</b>	29.448	194	<b>22.578</b>	237	29.581	252	268
9	1:22.170	29.657	191	22.768	233	29.745	251	268	19	1:28.774	29.355	197	29.195	221	30.224	248	270
10	1:22.314	29.596	192	22.703	<b>238</b>	30.015	252	262	20	2:12.741	53.446	167	34.893	188			236

11 Max Fritsch , Kawasaki ZX-10R Superstock 1000 / DEU									theoretical besttime: 1:20.828								
Lap	Time	S1	V1	S2	V2	S3	V3	Vmax	Lap	Time	S1	V1	S2	V2	S3	V3	Vmax
1	1:33.927		178	24.443	227	30.368	250		10	1:50.888	50.549	161	29.621	165	30.718	242	268
2	1:22.441	29.949	198	22.773	235	29.719	255	265	11	1:27.499	29.899	<b>203</b>	27.946	202	29.654	<b>256</b>	261
3	1:23.128	30.341	196	23.023	226	29.764	255	265	12	1:21.160	29.559	201	22.337	240	29.264	255	<b>272</b>
4	1:21.997	29.893	198	22.545	238	29.559	252	271	13	1:24.434	31.274	176	23.699	244	29.461	251	270
5	1:22.021	29.855	198	22.629	244	29.537	251	270	14	<b>1:21.103</b>	29.595	201	<b>22.310</b>	<b>246</b>	<b>29.198</b>	251	265
6	2:12.196	1:00.465	167	25.470	193			265	15	1:32.427	32.484	120	29.756	188	30.187	252	267
7	4:52.466	3:50.445	141	31.044	116	30.977	251		16	1:21.208	<b>29.320</b>	200	22.449	242	29.439	252	267
8	1:21.729	29.805	194	22.705	240	29.219	253	267	17	1:35.655	34.043	140	31.420	130	30.192	252	267
9	1:21.109	29.518	201	22.360	239	29.231	253	268	18	1:30.835	29.565	202	30.718	242	30.552	252	266

13 Ville Valtonen , Kawasaki ZX-10R Superstock 1000 / FIN									theoretical besttime: 1:23.812								
Lap	Time	S1	V1	S2	V2	S3	V3	Vmax	Lap	Time	S1	V1	S2	V2	S3	V3	Vmax
1	2:00.333		161	25.502	207	31.769	247		4	1:23.984	30.325	188	23.400	<b>232</b>	30.259	249	263
2	1:25.288	30.942	190	23.641	228	30.705	<b>249</b>	260	5	<b>1:23.903</b>	30.329	189	23.317	225	<b>30.257</b>	249	<b>264</b>
3	1:24.651	30.541	188	23.617	230	30.493	249	263	6	1:24.491	<b>30.260</b>	<b>192</b>	<b>23.295</b>	229	30.936	215	264

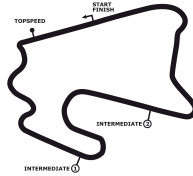
14 Roman Stamm , Kawasaki ZX-10R Superstock 1000 / CHE									theoretical besttime: 1:20.960								
Lap	Time	S1	V1	S2	V2	S3	V3	Vmax	Lap	Time	S1	V1	S2	V2	S3	V3	Vmax
1	2:36.681		182	23.728	225	30.172	249		10	<b>1:21.100</b>	<b>29.392</b>	198	22.440	238	29.268	251	265
2	1:22.421	30.071	193	22.955	236	29.395	250	262	11	1:33.946	31.208	178	24.156	218			266
3	1:21.974	29.816	197	22.682	233	29.476	251	265	12	4:46.528	3:52.923	168	23.578	229	30.027	248	
4	1:22.885	29.919	186	23.427	232	29.539	251	<b>267</b>	13	1:21.960	29.725	196	22.580	229	29.655	252	264
5	1:21.568	29.637	196	22.509	235	29.422	<b>253</b>	266	14	1:22.095	29.666	199	23.047	234	29.382	249	267
6	1:31.548	29.829	191	23.464	208			267	15	1:21.652	29.705	196	22.593	237	29.354	252	266
7	3:16.307	2:21.715	183	24.154	221	30.438	249		16	1:21.334	29.519	198	22.388	242	29.427	249	267
8	1:21.527	29.765	197	22.418	<b>242</b>	29.344	250	264	17	1:29.574	37.207	186	22.728	231	29.639	251	264
9	1:21.208	29.640	<b>199</b>	<b>22.353</b>	233	<b>29.215</b>	250	265									

# DTM Lausitzring

Lausitzring, length 3240 m

29. - 31.05.2015

SUPERBIKE IDM SBK SST 1000



DMSB-Reg.No.: S-03/15

## Lap Analysis free practice 2, 29.05.2015

16 Johannes Kanzler , BMW S 1000 RR Superstock 1000 / DEU									theoretical besttime: 1:24.496								
Lap	Time	S1	V1	S2	V2	S3	V3	Vmax	Lap	Time	S1	V1	S2	V2	S3	V3	Vmax
1	2:45.985		160	26.572	189	33.170	241		10	1:27.301	31.575	194	24.563	208	31.163	244	258
2	1:27.245	32.054	185	24.071	221	31.120	241	243	11	1:26.969	30.883	<b>197</b>	25.516	219	30.570	246	260
3	1:50.555	31.516	193	47.604	188	31.435	<b>247</b>	255	12	1:25.201	30.646	180	23.733	223	30.822	243	260
4	1:26.258	31.383	175	24.007	220	30.868	245	260	13	1:25.133	30.804	188	<b>23.494</b>	221	30.835	245	259
5	1:25.139	30.579	190	23.709	<b>218</b>	30.851	247	261	14	1:37.627	30.815	191	23.534	226			262
6	1:24.809	30.591	184	23.644	<b>229</b>	30.574	246	<b>263</b>	15	3:09.320	2:12.636	169	25.149	199	31.535	246	
7	<b>1:24.602</b>	<b>30.482</b>	184	23.600	229	<b>30.520</b>	244	260	16	1:26.071	31.321	185	23.874	226	30.876	243	259
8	1:50.228	34.943	89	29.453	173			259	17	1:26.846	31.167	193	24.506	227	31.173	242	258
9	3:55.640	2:54.200	144	29.821	194	31.619	246										

21 Markus Reiterberger , BMW S 1000 RR SUPERBIKE / DEU									theoretical besttime: 1:19.166								
Lap	Time	S1	V1	S2	V2	S3	V3	Vmax	Lap	Time	S1	V1	S2	V2	S3	V3	Vmax
1	1:50.880		165	23.765	209	31.096	244		8	1:19.667	28.640	203	22.316	<b>254</b>	28.711	261	277
2	1:23.269	30.326	191	22.850	225	30.093	245	260	9	<b>1:19.308</b>	28.649	205	<b>22.000</b>	253	28.659	260	276
3	1:26.327	30.487	168	26.325	235	29.515	261	261	10	1:32.079	29.104	198	23.032	225			276
4	1:20.340	28.741	201	22.826	241	28.773	260	277	11	5:05.976	4:13.815	195	22.726	247	29.435	258	
5	1:19.783	28.886	205	22.281	253	<b>28.616</b>	<b>262</b>	277	12	1:21.359	28.941	207	23.555	253	28.863	261	274
6	1:26.257	29.084	189	25.331	133	31.842	262	<b>279</b>	13	1:19.339	28.612	203	22.003	253	28.724	259	276
7	1:19.712	<b>28.550</b>	<b>209</b>	22.286	238	28.876	262	279	14	1:30.182	28.994	199	22.781	250			275

25 Matej Smrz , BMW S 1000 RR SUPERBIKE / CZE									theoretical besttime: 1:21.370								
Lap	Time	S1	V1	S2	V2	S3	V3	Vmax	Lap	Time	S1	V1	S2	V2	S3	V3	Vmax
1	2:45.078		177	25.571	207	33.204	248		10	1:22.443	29.681	195	22.926	<b>249</b>	29.836	252	<b>275</b>
2	1:46.662	31.317	193	23.983	237			267	11	1:21.650	29.498	196	22.766	248	29.386	252	272
3	5:53.625	4:58.550	173	24.418	222	30.657	251		12	1:30.167	34.202	174	25.311	225	30.654	251	271
4	1:22.829	30.078	<b>198</b>	22.950	241	29.801	253	271	13	1:38.390	29.687	198	22.946	242			272
5	1:22.118	29.691	197	22.938	238	29.489	254	272	14	1:49.782	56.602	195	23.226	243	29.954	253	
6	1:22.059	29.492	195	22.938	233	29.629	254	272	15	1:22.010	<b>29.456</b>	197	22.970	240	29.584	252	274
7	1:22.193	29.568	194	22.941	243	29.684	253	274	16	1:22.199	29.751	197	<b>22.690</b>	247	29.758	253	271
8	<b>1:21.528</b>	29.513	197	22.791	245	<b>29.224</b>	255	272	17	1:22.374	29.580	193	23.099	241	29.695	252	273
9	1:30.187	34.944	177	24.520	223	30.723	<b>256</b>	274									

34 Chris Burri , Kawasaki ZX-10R Superstock 1000 / CHE									theoretical besttime: 1:21.641								
Lap	Time	S1	V1	S2	V2	S3	V3	Vmax	Lap	Time	S1	V1	S2	V2	S3	V3	Vmax
1	1:31.727		168	24.542	200	31.531	246		9	2:42.502	1:49.674	192	23.097	230	29.731	249	
2	1:24.258	30.883	178	23.268	221	30.107	250	260	10	1:22.438	29.961	197	22.641	225	29.836	249	264
3	1:23.241	30.385	193	22.832	222	30.024	249	264	11	1:22.061	<b>29.719</b>	192	22.543	234	29.799	248	266
4	1:23.552	30.398	<b>201</b>	23.126	229	30.028	251	265	12	1:22.226	29.923	189	22.611	231	29.692	248	265
5	1:22.004	29.809	197	22.675	224	29.520	<b>255</b>	269	13	1:22.338	30.056	195	22.745	226	29.537	251	264
6	1:22.344	29.968	199	22.700	230	29.676	249	<b>270</b>	14	1:37.391	30.169	198	<b>22.495</b>	<b>237</b>			267
7	<b>1:21.895</b>	29.748	196	22.720	230	<b>29.427</b>	249	267	15	4:49.753	3:54.414	187	23.664	211	31.675	246	
8	1:32.322	29.884	191	22.743	236			267	16	1:36.912	30.731	196	23.911	230			245

36 Marc Neumann , BMW S 1000 RR Superstock 1000 / DEU									theoretical besttime: 1:23.676								
Lap	Time	S1	V1	S2	V2	S3	V3	Vmax	Lap	Time	S1	V1	S2	V2	S3	V3	Vmax
1	1:32.455		153	25.440	198	32.178	244		10	1:24.841	30.968	188	23.509	221	30.364	251	258
2	1:25.859	31.282	180	23.926	221	30.651	249	256	11	1:24.574	<b>30.155</b>	<b>195</b>	24.108	<b>229</b>	30.311	250	<b>266</b>
3	1:25.300	31.023	183	23.759	219	30.518	251	261	12	1:24.989	30.901	181	23.454	219	30.634	251	242
4	1:25.089	30.801	191	23.726	216	30.562	<b>252</b>	263	13	1:24.288	30.552	190	23.362	222	30.374	251	264
5	1:25.555	31.122	189	23.670	224	30.763	249	265	14	<b>1:23.998</b>	30.363	192	23.446	217	<b>30.189</b>	251	266
6	1:24.932	30.723	191	23.758	224	30.451	249	265	15	1:24.197	30.497	191	<b>23.332</b>	226	30.368	251	265
7	1:25.572	30.721	185	24.055	217	30.796	249	265	16	1:25.019	30.534	195	23.622	218	30.863	249	265
8	1:36.965	31.060	187	23.994	220			265	17	1:24.733	30.546	183	23.479	217	30.708	250	265
9	5:58.915	5:03.314	173	24.533	219	31.068	243		18	1:24.306	30.537	193	23.347	225	30.422	249	263

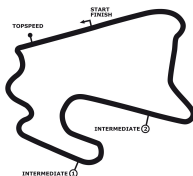
41 Mathieu Gines , Yamaha YZF-R1M Superstock 1000 / FRA									theoretical besttime: 1:21.043								
Lap	Time	S1	V1	S2	V2	S3	V3	Vmax	Lap	Time	S1	V1	S2	V2	S3	V3	Vmax
1	2:23.307		190	23.657	233	30.079	248		5	<b>1:21.043</b>	<b>29.210</b>	196	<b>22.568</b>	236	<b>29.265</b>	250	269
2	1:22.578	29.709	193	23.014	<b>242</b>	29.855	251	266	6	1:40.795	34.979	195	22.774	241			267
3	1:21.789	29.451	193	22.985	234	29.353	<b>254</b>	268	7	6:54.681	5:23.676	192	23.021	242			
4	1:21.693	29.407	<b>198</b>	22.818	239	29.468	251	<b>272</b>									

# DTM Lausitzring

Lausitzring, length 3240 m

29. - 31.05.2015

SUPERBIKE IDM SBK SST 1000



DMSB-Reg.No.: S-03/15

## Lap Analysis free practice 2, 29.05.2015

44 Danny de Boer , Yamaha Superstock 1000 / NLD										theoretical besttime: 1:21.690							
Lap	Time	S1	V1	S2	V2	S3	V3	Vmax	Lap	Time	S1	V1	S2	V2	S3	V3	Vmax
1	1:54.451		148	37.092	120	32.846	248		9	1:22.280	29.646	<b>197</b>	22.978	224	29.656	252	270
2	1:25.540	30.961	192	24.000	217	30.579	249	264	10	<b>1:22.000</b>	<b>29.565</b>	195	22.909	227	29.526	251	269
3	1:23.009	30.166	195	22.974	222	29.869	<b>253</b>	267	11	1:23.378	30.222	183	23.090	226	30.066	251	269
4	1:22.292	30.029	192	22.739	233	29.524	253	<b>270</b>	12	1:22.030	29.724	196	<b>22.615</b>	233	29.691	251	267
5	1:22.882	29.950	178	23.044	226	29.888	251	270	13	1:22.035	29.805	196	22.717	<b>245</b>	29.513	249	267
6	1:22.082	29.643	195	22.758	229	29.681	252	270	14	1:35.567	33.760	162	28.866	147	32.941	252	265
7	1:36.001	35.256	90	29.947	196	30.798	251	265	15	1:39.858	32.394	180	25.364	221			267
8	1:22.163	29.798	191	22.855	233	<b>29.510</b>	252	268									

45 Michal Filla , BMW S 1000 RR Superstock 1000 / CZE										theoretical besttime: 1:22.048							
Lap	Time	S1	V1	S2	V2	S3	V3	Vmax	Lap	Time	S1	V1	S2	V2	S3	V3	Vmax
1	1:51.223		174	24.616	209	31.058	247		10	4:39.988	3:43.870	163	24.393	226	31.725	235	
2	1:24.349	30.644	193	23.391	225	30.314	250	255	11	1:25.749	31.116	170	24.644	231	29.989	249	251
3	1:23.403	30.077	190	23.422	235	29.904	247	264	12	<b>1:22.454</b>	29.749	195	23.116	<b>238</b>	<b>29.589</b>	248	263
4	1:23.311	29.857	196	23.265	224	30.189	246	259	13	1:22.676	<b>29.531</b>	<b>204</b>	23.506	232	29.639	249	262
5	1:24.293	30.455	185	23.723	213	30.115	<b>251</b>	262	14	1:22.593	29.948	194	<b>22.928</b>	237	29.717	251	264
6	1:23.288	30.152	199	23.073	231	30.063	250	<b>265</b>	15	1:23.173	29.782	198	23.454	236	29.937	247	265
7	1:23.222	30.254	195	22.987	230	29.981	250	265	16	1:49.520	32.550	138	29.461	147			262
8	1:23.274	30.233	190	22.981	236	30.060	249	265	17	4:29.809	3:33.935	176	25.363	224	30.511	244	
9	1:42.879	30.169	196	27.284	158			262	18	1:40.172	30.368	197	23.143	238			257

48 Dominik Vincon , BMW S 1000 RR Superstock 1000 / DEU										theoretical besttime: 1:21.116							
Lap	Time	S1	V1	S2	V2	S3	V3	Vmax	Lap	Time	S1	V1	S2	V2	S3	V3	Vmax
1	1:35.375		155	25.056	228	30.715	247		10	1:45.233	32.465	123	27.557	177			268
2	1:22.978	30.012	197	22.917	233	30.049	252	264	11	4:38.177	3:42.826	133	25.004	237	30.347	240	
3	1:27.966	31.799	117	26.600	240	29.567	252	270	12	1:23.281	30.696	196	22.683	242	29.902	227	258
4	1:22.456	29.777	200	22.918	228	29.761	<b>254</b>	270	13	1:42.006	44.986	76	27.513	236	29.507	253	190
5	1:22.455	30.229	201	22.796	240	29.430	251	<b>272</b>	14	1:21.974	29.766	196	<b>22.633</b>	241	29.575	252	270
6	1:21.869	29.541	203	22.738	243	29.590	252	268	15	<b>1:21.199</b>	<b>29.288</b>	201	22.716	240	<b>29.195</b>	252	271
7	1:21.688	29.392	<b>205</b>	22.883	241	29.413	253	270	16	1:22.827	30.225	200	23.095	239	29.507	252	270
8	1:21.516	29.503	202	22.738	<b>245</b>	29.275	253	270	17	1:21.658	29.496	195	22.696	244	29.466	248	267
9	1:27.814	29.414	198	28.596	219	29.804	252	270	18	1:54.228	38.717	122	29.223	151			264

49 Andrzej Pawelec , BMW S 1000 RR Superstock 1000 / POL										theoretical besttime: 1:23.110							
Lap	Time	S1	V1	S2	V2	S3	V3	Vmax	Lap	Time	S1	V1	S2	V2	S3	V3	Vmax
1	1:53.215		164	24.529	207	31.651	246		11	1:24.775	30.635	184	23.884	220	30.256	250	264
2	1:25.237	31.124	185	23.768	217	30.345	248	254	12	1:23.704	30.222	196	23.278	226	30.204	249	266
3	1:24.469	30.169	186	23.981	217	30.319	247	265	13	1:24.406	30.318	193	23.535	219	30.553	248	265
4	1:24.595	30.708	185	23.654	216	30.233	250	264	14	1:23.974	30.449	192	23.317	227	30.208	<b>251</b>	264
5	1:24.003	30.362	191	23.532	221	30.109	249	262	15	1:23.760	30.566	188	23.243	230	<b>29.951</b>	248	264
6	1:23.883	<b>30.105</b>	194	23.403	222	30.375	250	<b>266</b>	16	1:57.237	48.478	83	37.795	207	30.964	249	264
7	1:24.680	30.692	178	23.461	228	30.527	250	265	17	1:23.865	30.203	195	23.551	225	30.111	249	264
8	1:24.584	30.493	<b>197</b>	23.820	211	30.271	248	264	18	<b>1:23.543</b>	30.400	192	<b>23.054</b>	230	30.089	249	264
9	1:23.850	30.543	190	23.265	<b>232</b>	30.042	248	263	19	1:24.599	30.649	196	23.459	230	30.491	250	266
10	1:23.674	30.274	189	23.368	228	30.032	248	263	20	1:35.596	30.822	195	23.610	223			264

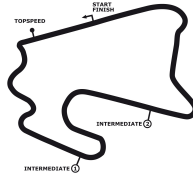
50 Damian Cudlin , Yamaha R1M SUPERBIKE / AUS										theoretical besttime: 1:19.856							
Lap	Time	S1	V1	S2	V2	S3	V3	Vmax	Lap	Time	S1	V1	S2	V2	S3	V3	Vmax
1	2:15.195		168	24.540	218	30.836	248		9	5:09.639	4:15.815	177	23.593	207	30.231	257	
2	1:23.348	30.592	185	23.270	230	29.486	255	267	10	1:32.385	31.428	183	23.018	228			264
3	1:20.375	29.216	199	22.250	247	28.909	255	273	11	4:12.699	3:17.213	134	25.664	225	29.822	255	
4	1:20.019	<b>28.885</b>	196	22.301	244	<b>28.833</b>	<b>258</b>	274	12	1:22.812	30.287	187	22.972	237	29.553	255	270
5	1:34.457	33.282	125	28.694	164	32.481	257	277	13	1:21.181	29.041	198	22.530	<b>249</b>	29.610	257	274
6	<b>1:19.931</b>	28.942	198	<b>22.138</b>	246	28.851	258	274	14	1:20.485	28.993	200	22.414	246	29.078	255	275
7	1:31.891	30.796	160	26.615	143	34.480	256	<b>278</b>	15	1:27.342	32.495	152	25.457	229	29.390	256	273
8	1:36.168	29.000	<b>201</b>	26.742	184			274	16	1:35.693	32.419	114	23.810	236			274

# DTM Lausitzring

Lausitzring, length 3240 m

29. - 31.05.2015

SUPERBIKE IDM SBK SST 1000



DMSB-Reg.No.: S-03/15

## Lap Analysis free practice 2, 29.05.2015

**52 Johannes Hoffmann , BMW S 1000 RR Superstock 1000 / DEU theoretical besttime: 1:24.700**

Lap	Time	S1	V1	S2	V2	S3	V3	Vmax	Lap	Time	S1	V1	S2	V2	S3	V3	Vmax
1	3:41.550		181	25.324	215	32.393	240		9	1:28.360	33.652	190	23.548	228	31.160	247	261
2	1:29.925	32.501	186	25.609	217	31.815	245	255	10	1:25.101	30.815	<b>197</b>	23.396	237	30.890	247	264
3	1:27.831	32.193	167	24.386	229	31.252	247	262	11	1:43.958	38.726	153	31.273	136	33.959	247	<b>265</b>
4	1:26.001	31.293	186	23.866	235	30.842	244	262	12	1:25.815	31.571	189	<b>23.323</b>	<b>242</b>	30.921	247	262
5	1:32.624	31.652	191	27.766	209	33.206	248	262	13	1:31.885	30.900	192	29.828	217	31.157	247	264
6	1:28.678	33.536	183	23.667	235	31.475	246	264	14	1:27.298	31.102	180	25.077	224	31.119	<b>249</b>	263
7	1:26.429	31.602	189	23.613	227	31.214	246	261	15	<b>1:25.084</b>	<b>30.556</b>	191	23.359	236	31.169	247	265
8	1:25.934	30.873	181	23.924	229	31.137	246	261	16	1:26.940	32.554	182	23.565	240	<b>30.821</b>	247	262

**55 Pepijn Bijsterbosch , BMW S 1000 RR Superstock 1000 / NLD theoretical besttime: 1:21.716**

Lap	Time	S1	V1	S2	V2	S3	V3	Vmax	Lap	Time	S1	V1	S2	V2	S3	V3	Vmax
1	1:35.355		150	24.717	222	31.189	247		8	1:25.646	29.991	<b>201</b>	25.778	233	29.877	257	275
2	1:24.955	31.367	188	23.480	222	30.108	254	260	9	1:22.183	29.775	197	22.668	242	29.740	255	275
3	1:23.356	30.152	189	22.934	233	30.270	256	271	10	1:22.449	29.779	194	22.772	242	29.898	252	273
4	1:22.350	29.986	197	22.680	235	29.684	<b>257</b>	274	11	1:22.836	30.009	189	22.967	237	29.860	256	270
5	1:22.313	<b>29.690</b>	185	22.929	240	29.694	255	275	12	1:34.262	29.876	192	23.062	238			274
6	1:21.891	29.782	197	22.486	<b>244</b>	29.623	257	274	13	4:57.782	4:03.333	177	23.498	228	30.951	252	
7	<b>1:21.738</b>	29.712	197	<b>22.446</b>	243	<b>29.580</b>	256	<b>276</b>	14	1:23.452	30.304	186	23.159	239	29.989	255	270

**57 Lorenzo Lanzi , Ducati Panigale R SUPERBIKE / ITA theoretical besttime: 1:20.073**

Lap	Time	S1	V1	S2	V2	S3	V3	Vmax	Lap	Time	S1	V1	S2	V2	S3	V3	Vmax
1	3:14.726		148	29.350	193	30.644	252		9	1:21.039	29.752	201	22.440	246	28.847	255	271
2	1:22.497	29.842	187	23.336	238	29.319	254	268	10	1:20.581	29.281	201	<b>22.355</b>	<b>245</b>	28.945	255	272
3	1:22.348	29.508	170	22.974	226	29.866	255	270	11	1:20.295	29.043	203	<b>22.356</b>	<b>249</b>	28.896	255	272
4	1:20.788	29.147	202	22.447	243	29.194	254	271	12	1:39.325	34.318	180	23.712	220			266
5	<b>1:20.295</b>	<b>28.922</b>	<b>205</b>	22.577	242	<b>28.796</b>	<b>258</b>	272	13	3:08.917	2:11.429	183	27.154	180	30.334	251	
6	1:36.215	32.073	123	23.822	233			<b>274</b>	14	1:23.420	30.712	202	23.025	233	29.683	251	252
7	8:20.872	7:27.975	185	23.575	241	29.322	253		15	1:39.525	35.321	170	24.061	213			231
8	1:20.659	29.199	205	22.563	247	28.897	255	270									

**63 Jan Halbich , Honda CBR 1000 RR SUPERBIKE / CZE theoretical besttime: 1:20.918**

Lap	Time	S1	V1	S2	V2	S3	V3	Vmax	Lap	Time	S1	V1	S2	V2	S3	V3	Vmax
1	1:28.841		170	24.339	220	30.558	251		11	1:21.422	29.367	198	22.498	235	29.557	254	272
2	1:22.309	29.772	195	22.731	229	29.806	<b>255</b>	270	12	1:24.090	29.628	<b>205</b>	24.145	229	30.317	252	272
3	1:22.026	29.562	199	22.833	230	29.631	255	272	13	1:22.510	29.538	192	22.745	223	30.227	252	270
4	1:21.985	29.504	198	22.774	223	29.707	254	270	14	1:33.389	30.140	192	23.029	229			266
5	1:21.733	29.482	197	22.647	232	29.604	254	270	15	2:15.566	1:22.745	196	22.918	230	29.903	252	
6	1:21.584	29.347	202	22.668	229	29.569	255	<b>273</b>	16	1:21.467	29.473	197	<b>22.364</b>	234	29.630	250	268
7	1:35.038	30.690	175	23.344	224			273	17	<b>1:21.385</b>	29.545	197	22.499	236	<b>29.341</b>	254	269
8	3:44.963	2:51.488	188	23.419	216	30.056	252		18	1:21.575	29.275	204	22.803	<b>237</b>	29.497	254	272
9	1:22.128	29.845	194	22.605	230	29.678	254	270	19	1:21.418	29.361	200	22.494	233	29.563	253	271
10	1:21.410	<b>29.213</b>	196	22.504	234	29.693	254	272	20	1:39.077	45.278	164	23.815	232	29.984	252	270

**67 Mark Albrecht , BMW S 1000 RR Superstock 1000 / DEU theoretical besttime: 1:23.827**

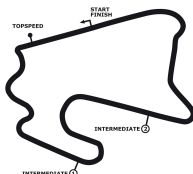
Lap	Time	S1	V1	S2	V2	S3	V3	Vmax	Lap	Time	S1	V1	S2	V2	S3	V3	Vmax
1	1:42.988		143	26.350	211	31.932	248		10	1:50.466	30.816	183	31.992	147			265
2	1:26.207	31.448	185	24.019	230	30.740	251	265	11	7:24.427	6:29.650	178	24.082	228	30.695	249	
3	1:25.377	30.793	189	23.910	222	30.674	250	268	12	1:25.273	30.550	193	24.076	225	30.647	251	267
4	1:24.952	30.713	190	23.608	230	30.631	252	267	13	1:24.532	30.609	190	23.556	228	30.367	251	267
5	1:24.232	30.497	190	23.378	228	30.357	<b>253</b>	270	14	<b>1:23.940</b>	30.433	<b>196</b>	<b>23.232</b>	<b>232</b>	<b>30.275</b>	252	268
6	1:24.328	<b>30.320</b>	190	23.598	226	30.410	252	<b>271</b>	15	1:27.585	30.398	196	25.860	185	31.327	250	270
7	1:28.001	31.001	173	26.378	225	30.622	253	271	16	1:24.224	30.556	195	23.246	231	30.422	249	267
8	1:24.458	30.861	186	23.292	230	30.305	253	270	17	2:06.305	1:02.523	138	29.505	166	34.277	220	265
9	1:24.338	30.461	190	23.458	230	30.419	249	270									

# DTM Lausitzring

Lausitzring, length 3240 m

29. - 31.05.2015

SUPERBIKE IDM SBK SST 1000



DMSB-Reg.No.: S-03/15

## Lap Analysis free practice 2, 29.05.2015

69 Lucy Glöckner , BMW S 1000 RR Superstock 1000 / DEU									theoretical besttime: 1:21.588								
Lap	Time	S1	V1	S2	V2	S3	V3	Vmax	Lap	Time	S1	V1	S2	V2	S3	V3	Vmax
1	2:38.592		177	24.178	218	30.901	255		10	1:22.319	29.613	<b>205</b>	22.998	238	29.708	254	<b>274</b>
2	1:23.682	30.303	198	23.291	230	30.088	255	270	11	1:22.145	29.764	203	<b>22.771</b>	238	29.610	254	271
3	1:22.706	29.796	202	23.137	235	29.773	255	271	12	1:38.168	32.298	172	25.153	221			271
4	1:22.446	29.725	201	22.962	235	29.759	257	271	13	4:14.825	3:20.363	182	23.924	226	30.538	251	
5	<b>1:22.016</b>	<b>29.407</b>	203	22.909	233	29.700	257	273	14	1:22.984	29.697	202	23.384	236	29.903	<b>258</b>	270
6	1:22.265	29.522	201	22.895	233	29.848	255	273	15	1:22.442	29.773	204	23.092	241	29.577	253	274
7	1:38.243	32.810	181	23.809	224			272	16	1:22.021	29.609	205	23.002	241	<b>29.410</b>	253	269
8	4:37.472	3:43.463	187	23.744	228	30.265	255		17	1:22.589	29.522	205	23.502	238	29.565	254	268
9	1:22.182	29.755	198	22.964	<b>242</b>	29.463	255	271	18	1:43.141	31.900	181	24.142	212			269

76 Max Neukirchner , Yamaha R1M SUPERBIKE / DEU									theoretical besttime: 1:19.062								
Lap	Time	S1	V1	S2	V2	S3	V3	Vmax	Lap	Time	S1	V1	S2	V2	S3	V3	Vmax
1	1:52.127		191	23.645	212	30.810	255		9	<b>1:19.279</b>	28.860	199	<b>21.906</b>	<b>255</b>	<b>28.513</b>	258	272
2	1:30.543	29.773	193	23.266	198	30.504	255	274	10	1:29.083	29.198	182	22.675	241			275
3	1:20.381	28.776	198	22.554	241	29.051	<b>260</b>	275	11	4:33.761	3:37.945	168	25.647	222	30.169	252	
4	1:19.746	28.817	200	22.173	247	28.756	259	278	12	1:19.605	28.797	<b>201</b>	22.118	250	28.690	256	270
5	1:20.379	28.878	200	22.141	241	29.360	255	<b>279</b>	13	1:19.939	28.845	201	22.066	248	29.028	255	274
6	1:19.456	<b>28.643</b>	198	22.145	250	28.668	257	274	14	1:19.804	28.785	201	22.235	252	28.784	256	276
7	1:33.584	30.758	169	23.651	205			276	15	1:20.107	29.006	201	22.187	252	28.914	255	274
8	5:48.805	4:56.468	194	22.749	246	29.588	254		16	1:25.787	33.983	194	22.792	247	29.012	258	274

77 Erwan Nigon , Suzuki GSX-R 1000 SUPERBIKE / FRA									theoretical besttime: 1:22.150								
Lap	Time	S1	V1	S2	V2	S3	V3	Vmax	Lap	Time	S1	V1	S2	V2	S3	V3	Vmax
1	1:44.942		157	24.953	201				8	3:32.531	2:38.591	192	23.675	226	30.265	249	
2	3:08.869	2:14.564	195	23.860	218	30.445	247		9	<b>1:22.534</b>	29.798	199	23.041	233	29.695	249	264
3	1:23.488	30.218	201	23.176	222	30.094	250	264	10	1:22.703	29.715	203	23.344	235	<b>29.644</b>	248	266
4	1:27.187	33.978	193	23.425	227	29.784	249	<b>267</b>	11	1:39.418	32.056	<b>204</b>	27.346	221			263
5	1:23.122	<b>29.608</b>	201	<b>22.898</b>	233	30.616	242	267	12	6:05.014	5:06.418	182	27.695	220	30.901	248	
6	1:23.047	30.222	195	23.037	<b>235</b>	29.788	<b>251</b>	260	13	1:25.175	30.032	201	24.726	223	30.417	251	264
7	1:37.864	32.482	191	23.771	228			267	14	1:35.217	30.935	182	23.595	225			265

87 Gareth Jones , Kawasaki ZX-10R SUPERBIKE / AUS									theoretical besttime: 1:21.522								
Lap	Time	S1	V1	S2	V2	S3	V3	Vmax	Lap	Time	S1	V1	S2	V2	S3	V3	Vmax
1	2:32.672		181	24.343	226	30.855	248		10	<b>1:21.576</b>	29.588	197	<b>22.585</b>	232	29.403	251	268
2	1:24.706	31.046	186	23.584	236	30.076	250	263	11	1:21.984	29.816	<b>200</b>	22.654	230	29.514	249	265
3	1:23.144	30.193	199	22.956	229	29.995	251	265	12	1:21.748	<b>29.573</b>	191	22.744	234	29.431	249	264
4	1:24.140	30.249	187	23.598	226	30.293	<b>252</b>	265	13	1:21.903	29.664	193	22.730	<b>239</b>	29.509	249	264
5	1:23.073	30.233	199	22.997	228	29.843	251	<b>268</b>	14	1:21.607	29.581	193	22.662	238	<b>29.364</b>	249	264
6	1:37.682	32.274	173	24.226	209			265	15	1:26.731	30.173	165	25.623	203	30.935	250	264
7	4:35.854	3:41.502	189	23.825	219	30.527	249		16	1:22.111	29.661	198	22.853	236	29.597	251	264
8	1:22.419	30.169	193	22.697	235	29.553	251	264	17	1:21.963	29.689	199	22.629	236	29.645	249	265
9	1:21.975	29.788	191	22.707	235	29.480	252	267	18	1:37.835	32.815	155	24.840	209			264

89 Stefan Kerschbaumer , Yamaha YZF-R1M Superstock 1000 / AUT									theoretical besttime: 1:21.738								
Lap	Time	S1	V1	S2	V2	S3	V3	Vmax	Lap	Time	S1	V1	S2	V2	S3	V3	Vmax
1	1:31.465		165	25.742	211	31.687	246		10	6:18.450	5:23.051	169	24.581	225	30.818	251	
2	1:24.334	30.862	196	23.297	235	30.175	252	262	11	1:23.437	30.262	200	23.072	233	30.103	252	266
3	1:23.277	30.269	197	23.032	234	29.976	251	266	12	1:26.210	30.343	185	24.214	214	31.653	252	267
4	1:22.343	29.714	199	22.774	241	29.855	252	267	13	1:22.199	29.579	198	22.666	230	29.954	<b>254</b>	267
5	1:23.237	30.463	195	22.935	236	29.839	253	267	14	1:21.773	29.551	198	22.629	239	<b>29.593</b>	252	270
6	1:26.722	31.045	162	24.813	207	30.864	253	<b>270</b>	15	1:23.221	<b>29.527</b>	198	23.385	216	30.309	253	269
7	1:22.099	29.764	<b>200</b>	<b>22.618</b>	<b>243</b>	29.717	252	269	16	1:24.660	29.594	197	24.515	200	30.551	254	269
8	<b>1:21.772</b>	29.543	200	22.628	241	29.601	252	270	17	1:34.753	33.935	130	29.836	158	30.982	249	269
9	1:41.798	32.621	166	24.468	211			266	18	1:24.249	30.267	196	24.220	236	29.762	250	264