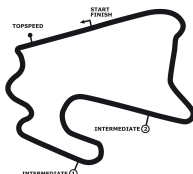


# DTM Lausitzring

Lausitzring, length 3240 m

12. - 14.09.2014

SUPERBIKE IDM



DMSB-Reg.No.: S-21/14

## Lap Analysis race 2, 14.09.2014

### 1 Markus Reiterberger , BMW S 1000 RR SBK / DEU

theoretical besttime: 1:25.773

Lap	Time	S1	V1	S2	V2	S3	V3	Vmax	Lap	Time	S1	V1	S2	V2	S3	V3	Vmax
1	1:38.971	37.896	172	26.976	216	34.099	246		10	1:26.865	31.380	181	24.523	236	<b>30.962</b>	255	270
2	1:31.782	32.907	182	26.356	212	32.519	252	256	11	1:26.938	31.156	188	24.720	240	31.062	256	270
3	1:29.053	31.954	185	25.291	230	31.808	254	254	12	1:27.377	31.092	179	24.599	231	31.686	252	268
4	1:28.518	31.868	180	25.129	233	31.521	254	<b>270</b>	13	1:26.686	31.000	184	24.623	<b>248</b>	31.063	253	267
5	1:27.417	31.435	184	24.807	233	31.175	254	256	14	1:26.783	31.020	184	<b>24.194</b>	240	31.569	254	266
6	1:28.650	32.081	172	24.768	229	31.801	252	264	15	1:26.846	30.859	191	24.899	246	31.088	252	269
7	1:28.320	32.551	184	24.488	238	31.281	<b>256</b>	266	16	<b>1:26.107</b>	<b>30.617</b>	183	24.362	241	31.128	255	270
8	1:26.749	31.222	180	24.436	237	31.091	254	268	17	1:27.016	30.876	<b>193</b>	25.160	241	30.980	255	270
9	1:27.940	31.739	174	24.602	225	31.599	254	269	18	1:27.585	30.921	185	24.449	245	32.215	188	270

### 7 Marco Nekvasil , BMW S 1000 RR SST / AUT

theoretical besttime: 1:30.742

Lap	Time	S1	V1	S2	V2	S3	V3	Vmax	Lap	Time	S1	V1	S2	V2	S3	V3	Vmax
1	1:53.470	44.903	131	30.525	183	38.042	230		10	1:33.818	33.874	167	26.503	<b>228</b>	33.441	243	257
2	1:42.743	37.002	139	28.973	196	36.768	238	210	11	1:32.951	33.647	170	26.227	223	33.077	<b>247</b>	257
3	1:38.630	35.580	154	27.535	198	35.515	238	229	12	1:31.919	32.923	161	26.025	221	32.971	246	248
4	1:36.862	34.412	161	27.475	203	34.975	239	246	13	1:31.831	32.882	167	26.048	228	32.901	246	254
5	1:35.404	33.966	167	27.043	215	34.395	240	256	14	1:31.100	<b>32.507</b>	167	25.856	226	32.737	245	257
6	1:34.682	33.945	169	26.796	224	33.941	240	<b>258</b>	15	1:31.178	32.831	165	25.681	214	<b>32.666</b>	243	240
7	1:35.219	34.203	169	26.840	214	34.176	240	254	16	<b>1:31.069</b>	32.692	169	<b>25.569</b>	224	32.808	243	255
8	1:34.351	33.736	168	26.721	225	33.894	242	252	17	1:31.496	32.645	175	25.654	223	33.197	242	254
9	1:33.155	33.486	<b>179</b>	26.257	227	33.412	241	255									

### 9 Stefan Nebel , BMW HP4 SBK / DEU

theoretical besttime: 1:28.241

Lap	Time	S1	V1	S2	V2	S3	V3	Vmax	Lap	Time	S1	V1	S2	V2	S3	V3	Vmax
1	1:53.238	44.357	132	30.743	185	38.138	227		10	1:33.497	33.817	162	26.225	216	33.455	248	236
2	1:42.703	36.836	145	28.897	192	36.970	238	202	11	1:32.241	33.818	160	26.015	224	32.408	246	242
3	1:38.570	35.177	155	27.918	196	35.475	238	215	12	1:30.618	32.356	165	25.827	207	32.435	<b>249</b>	254
4	1:37.592	35.323	152	27.524	201	34.745	238	218	13	1:29.670	31.960	172	25.564	212	32.146	247	248
5	1:35.643	34.344	155	26.987	206	34.312	239	220	14	1:29.118	32.031	169	25.225	221	31.862	248	<b>264</b>
6	1:34.282	33.900	161	26.680	213	33.702	245	238	15	1:28.844	31.773	168	25.222	<b>225</b>	31.849	249	256
7	1:35.109	34.256	166	26.563	209	34.290	244	234	16	1:28.569	<b>31.696</b>	171	25.060	223	31.813	248	259
8	1:34.574	34.519	155	26.524	208	33.531	244	246	17	<b>1:28.314</b>	31.769	<b>173</b>	<b>24.817</b>	224	<b>31.728</b>	244	258
9	1:33.192	33.979	160	26.280	215	32.933	248	230									

### 12 Xavi Forès , Ducati 1199 Panigale R SBK / ESP

theoretical besttime: 1:27.826

Lap	Time	S1	V1	S2	V2	S3	V3	Vmax	Lap	Time	S1	V1	S2	V2	S3	V3	Vmax
1	1:38.921	38.148	166	26.971	200	33.802	252		10	1:29.307	32.578	185	25.048	229	31.681	253	265
2	1:30.097	32.265	184	25.404	215	32.428	252	240	11	1:28.415	31.916	183	24.919	<b>231</b>	31.580	253	264
3	1:29.159	32.119	177	25.275	217	31.765	254	243	12	1:28.034	31.765	184	<b>24.709</b>	226	31.560	252	262
4	1:28.621	31.929	177	25.094	220	31.598	254	249	13	<b>1:27.938</b>	31.657	183	24.812	230	<b>31.469</b>	254	262
5	1:28.584	31.930	177	25.069	222	31.585	254	243	14	1:30.388	32.065	182	26.217	221	32.106	252	267
6	1:29.118	32.223	178	24.862	225	32.033	<b>255</b>	263	15	1:29.458	32.265	178	25.051	216	32.142	251	246
7	1:28.864	31.736	<b>187</b>	25.233	220	31.895	252	264	16	1:29.689	32.384	178	25.169	203	32.136	248	252
8	1:27.952	<b>31.648</b>	183	24.729	226	31.575	253	264	17	1:28.677	32.156	183	24.850	210	31.671	252	248
9	1:31.106	33.116	186	25.720	212	32.270	251	<b>267</b>	18	1:29.832	32.260	178	24.915	215	32.657	186	251

### 13 Ville Valtonen , Kawasaki ZX-10R SST / FIN

theoretical besttime: 1:32.246

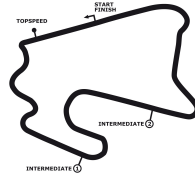
Lap	Time	S1	V1	S2	V2	S3	V3	Vmax	Lap	Time	S1	V1	S2	V2	S3	V3	Vmax
1	1:45.588	42.744	146	28.340	187	34.504	<b>246</b>		10	1:33.527	33.599	157	26.403	202	33.525	244	244
2	1:36.286	34.638	157	27.243	195	34.405	244	226	11	1:32.543	33.538	170	25.620	206	33.385	244	246
3	1:35.252	34.560	161	26.748	197	33.944	246	233	12	<b>1:32.283</b>	33.418	<b>172</b>	<b>25.601</b>	203	<b>33.264</b>	244	245
4	1:34.107	33.849	166	26.365	195	33.893	245	238	13	1:33.153	33.557	170	25.942	208	33.654	242	243
5	1:33.915	34.152	159	26.246	196	33.517	244	229	14	1:33.667	33.782	166	26.191	193	33.694	242	237
6	1:34.027	34.012	164	26.216	195	33.799	244	236	15	1:32.832	33.695	168	25.768	203	33.369	243	244
7	1:33.068	33.621	163	25.977	203	33.470	243	242	16	1:32.915	33.549	167	25.999	202	33.367	243	243
8	1:34.288	34.289	163	26.559	202	33.440	244	236	17	1:33.620	33.477	166	26.512	204	33.631	231	<b>249</b>
9	1:32.644	<b>33.381</b>	169	25.908	<b>209</b>	33.355	244	244									

# DTM Lausitzring

Lausitzring, length 3240 m

12. - 14.09.2014

SUPERBIKE IDM



DMSB-Reg.No.: S-21/14

## Lap Analysis race 2, 14.09.2014

### 20 Alex Phillis , Kawasaki ZX-10R SST / AUS

theoretical besttime: 1:29.518

Lap	Time	S1	V1	S2	V2	S3	V3	Vmax	Lap	Time	S1	V1	S2	V2	S3	V3	Vmax
1	1:42.558	41.714	161	27.091	198	33.753	246		10	1:32.013	33.384	164	25.822	207	32.807	244	238
2	1:33.395	33.276	167	26.375	195	33.744	244	225	11	1:31.694	33.126	162	25.901	215	32.667	247	247
3	1:32.390	33.380	166	25.973	221	33.037	243	234	12	1:31.325	32.772	171	25.730	203	32.823	244	242
4	1:32.799	33.495	167	25.862	200	33.442	244	237	13	1:31.180	32.869	173	25.370	210	32.941	244	244
5	1:32.588	33.474	171	25.798	195	33.316	243	240	14	1:30.200	<b>32.307</b>	175	25.263	204	32.630	245	<b>255</b>
6	1:31.877	32.864	174	25.808	209	33.205	242	237	15	1:30.604	32.637	179	25.186	198	32.781	244	254
7	1:33.379	33.347	<b>179</b>	26.870	203	33.162	241	238	16	<b>1:29.946</b>	32.576	175	<b>24.864</b>	211	32.506	244	247
8	1:32.059	33.302	179	25.801	203	32.956	243	234	17	1:29.975	32.684	170	24.944	216	<b>32.347</b>	246	246
9	1:33.599	34.945	173	25.751	201	32.903	240	249	18	1:33.078	35.144	179	24.995	200	32.939	198	251

### 22 Leon Bovee , BMW S 1000 RR SST / NLD

theoretical besttime: 1:29.300

Lap	Time	S1	V1	S2	V2	S3	V3	Vmax	Lap	Time	S1	V1	S2	V2	S3	V3	Vmax
1	1:47.260	43.018	152	28.823	184	35.419	247		10	1:30.073	32.934	179	25.162	219	<b>31.977</b>	248	241
2	1:35.579	34.892	168	26.891	215	33.796	247	212	11	1:30.681	32.948	171	25.666	224	<b>32.067</b>	247	245
3	1:34.948	34.225	166	26.600	207	34.123	246	233	12	1:30.566	32.936	172	25.367	217	32.263	246	244
4	1:32.701	33.688	169	25.931	211	33.082	246	238	13	1:30.166	32.694	171	25.367	222	32.105	248	246
5	1:31.828	33.427	169	25.798	226	32.603	247	240	14	1:30.419	32.557	168	25.349	223	32.513	248	253
6	1:31.713	33.254	171	25.747	216	32.712	247	244	15	1:30.173	32.531	168	25.456	226	32.186	247	<b>257</b>
7	1:31.512	32.841	170	26.036	221	32.635	246	255	16	<b>1:29.597</b>	32.474	175	25.100	<b>230</b>	32.023	248	245
8	1:30.798	33.041	<b>180</b>	25.300	225	32.457	<b>248</b>	242	17	1:29.925	<b>32.389</b>	173	25.374	230	32.162	248	251
9	1:30.717	33.037	168	25.450	221	32.230	247	242	18	1:29.711	32.523	180	<b>24.934</b>	218	32.254	248	252

### 34 Chris Burri , Kawasaki ZX-10R SST / CHE

theoretical besttime: 1:27.710

Lap	Time	S1	V1	S2	V2	S3	V3	Vmax	Lap	Time	S1	V1	S2	V2	S3	V3	Vmax
1	1:49.513	44.093	151	29.130	176	36.290	244		10	1:30.352	32.309	170	25.615	<b>221</b>	32.428	247	246
2	1:36.753	34.970	153	27.324	192	34.459	246	227	11	1:30.805	33.075	173	25.277	214	32.453	248	248
3	1:34.907	34.216	166	26.831	200	33.860	246	230	12	1:31.134	32.772	174	25.121	211	33.241	247	<b>260</b>
4	1:33.370	33.558	167	26.455	205	33.357	248	242	13	1:29.872	32.447	169	25.323	205	32.102	247	254
5	1:33.597	33.653	171	26.500	197	33.444	247	239	14	1:29.549	32.420	170	25.229	213	31.900	248	251
6	1:32.278	33.454	175	25.860	204	32.964	247	240	15	1:29.012	32.224	175	24.845	214	31.943	247	251
7	1:31.945	32.984	164	25.819	201	33.142	245	249	16	1:29.379	32.250	<b>182</b>	25.007	207	32.122	243	255
8	1:31.041	32.906	179	25.723	204	32.412	246	251	17	<b>1:27.710</b>	<b>31.726</b>	182	<b>24.420</b>	213	<b>31.564</b>	<b>249</b>	255
9	1:30.721	32.466	171	25.673	213	32.582	246	251	18	1:30.129	32.091	175	25.266	210	32.772	248	257

### 36 Marc Neumann , BMW S 1000 RR SST / DEU

theoretical besttime: 1:32.491

Lap	Time	S1	V1	S2	V2	S3	V3	Vmax	Lap	Time	S1	V1	S2	V2	S3	V3	Vmax
1	1:55.746	46.136	128	31.707	181	37.903	240		10	1:35.105	34.322	166	26.829	213	33.954	246	249
2	1:43.463	37.655	142	29.282	190	36.526	242	210	11	1:35.656	34.229	168	27.331	206	34.096	245	237
3	1:40.704	36.493	148	28.562	192	35.649	242	216	12	1:34.568	34.002	160	26.651	214	33.915	244	242
4	1:40.120	36.589	149	28.344	203	35.187	244	211	13	1:33.833	34.135	169	26.294	213	33.404	245	235
5	1:39.807	36.211	152	27.968	195	35.628	241	213	14	1:33.487	33.785	162	26.287	215	33.415	246	236
6	1:38.587	36.207	151	27.430	210	34.950	245	217	15	1:33.656	34.358	<b>172</b>	<b>25.957</b>	211	33.341	244	<b>252</b>
7	1:37.014	35.295	159	27.152	205	34.567	242	225	16	1:33.684	33.661	163	26.155	218	33.868	<b>247</b>	236
8	1:38.846	35.125	152	29.080	184	34.641	244	233	17	<b>1:32.878</b>	<b>33.635</b>	168	26.344	<b>219</b>	<b>32.899</b>	245	240
9	1:35.759	34.552	166	26.940	217	34.267	245	224									

### 44 Danny De Boer , Honda CBR 1000-RR SP SBK / NLD

theoretical besttime: 1:27.997

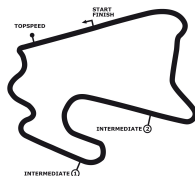
Lap	Time	S1	V1	S2	V2	S3	V3	Vmax	Lap	Time	S1	V1	S2	V2	S3	V3	Vmax
1	1:48.482	42.649	150	28.939	181	36.894	244		10	1:31.025	32.899	181	25.419	220	32.707	246	252
2	1:39.245	35.268	162	28.074	195	35.903	242	219	11	1:30.651	32.584	<b>185</b>	25.141	219	32.926	247	253
3	1:37.082	35.196	155	27.253	204	34.633	246	223	12	1:30.641	32.953	178	25.235	222	32.453	247	251
4	1:34.990	33.910	162	26.798	207	34.282	246	245	13	1:28.700	32.025	181	24.714	221	31.961	247	262
5	1:33.965	33.950	166	26.313	211	33.702	246	251	14	1:28.524	31.959	181	24.877	<b>230</b>	31.688	248	263
6	1:33.956	33.980	171	26.208	212	33.768	243	245	15	1:29.592	32.051	177	24.965	213	32.576	247	264
7	1:32.575	33.760	173	25.692	217	33.123	243	247	16	1:29.228	32.262	180	<b>24.516</b>	223	32.450	<b>249</b>	264
8	1:32.301	33.364	176	25.668	217	33.269	245	247	17	1:28.511	31.887	182	24.813	226	31.811	247	<b>265</b>
9	1:31.716	33.498	177	25.392	217	32.826	245	244	18	<b>1:28.470</b>	<b>31.862</b>	184	24.989	225	<b>31.619</b>	249	264

# DTM Lausitzring

Lausitzring, length 3240 m

12. - 14.09.2014

SUPERBIKE IDM



DMSB-Reg.No.: S-21/14

## Lap Analysis race 2, 14.09.2014

### 47 Marc Buchner , Suzuki GSX-R 1000 SBK / DEU

theoretical besttime: 1:28.813

Lap	Time	S1	V1	S2	V2	S3	V3	Vmax	Lap	Time	S1	V1	S2	V2	S3	V3	Vmax
1	1:55.047	45.770	134	30.723	205	38.554	221		10	1:32.150	33.329	175	26.001	230	32.820	241	251
2	1:42.105	36.964	148	28.810	210	36.331	227	203	11	1:33.722	32.939	177	26.584	217	34.199	239	252
3	1:38.086	35.397	151	27.686	211	35.003	232	216	12	1:31.399	33.003	166	25.773	209	32.623	243	233
4	1:37.176	35.090	151	27.590	211	34.496	238	228	13	1:30.558	32.479	179	25.644	226	32.435	242	237
5	1:35.591	34.488	154	27.037	213	34.066	241	225	14	1:29.243	32.049	178	25.480	233	31.714	242	248
6	1:34.632	34.028	157	26.810	211	33.794	241	237	15	1:29.722	32.044	178	25.347	219	32.331	243	254
7	1:34.900	34.100	162	26.658	213	34.142	241	228	16	1:29.395	31.969	177	25.577	227	31.849	243	253
8	1:34.120	33.881	163	26.359	210	33.880	241	243	17	1:29.321	31.752	171	25.644	222	31.925	242	258
9	1:33.104	33.723	170	25.874	220	33.507	241	252									

### 48 Dominik Vincon , BMW S 1000 RR SST / DEU

theoretical besttime: 1:27.876

Lap	Time	S1	V1	S2	V2	S3	V3	Vmax	Lap	Time	S1	V1	S2	V2	S3	V3	Vmax
1	1:44.252	41.784	167	27.955	220	34.513	239		10	1:29.934	32.454	176	25.323	236	32.157	242	262
2	1:34.229	33.653	169	26.599	221	33.977	240	252	11	1:33.998	36.041	177	25.064	233	32.293	244	260
3	1:35.204	35.295	171	26.420	225	33.489	243	261	12	1:32.212	34.659	175	25.115	237	32.438	244	263
4	1:32.512	33.837	176	25.765	236	32.910	243	261	13	1:29.561	32.132	182	25.063	228	32.366	244	262
5	1:30.645	32.638	174	25.409	232	32.598	243	262	14	1:28.551	31.966	182	24.776	234	31.809	246	262
6	1:29.899	32.604	182	24.973	226	32.322	244	262	15	1:29.430	31.821	180	24.708	230	32.901	243	265
7	1:33.249	32.739	188	28.243	218	32.267	243	263	16	1:28.319	32.051	184	24.566	230	31.702	244	260
8	1:29.812	32.691	178	25.145	236	31.976	244	259	17	1:28.784	32.181	177	24.832	228	31.771	245	264
9	1:30.142	32.765	180	25.127	230	32.250	243	262	18	1:30.400	31.608	189	25.856	225	32.936	189	264

### 50 Damian Cudlin , Kawasaki ZX-10R SBK / AUS

theoretical besttime: 1:29.488

Lap	Time	S1	V1	S2	V2	S3	V3	Vmax	Lap	Time	S1	V1	S2	V2	S3	V3	Vmax
1	1:39.254	39.127	158	26.536	194	33.591	247		10	1:29.876	32.505	174	25.107	220	32.264	243	240
2	1:32.279	33.778	170	25.918	207	32.583	246	228	11	1:29.496	32.504	172	24.793	216	32.199	244	239
3	1:33.433	34.896	168	25.613	203	32.924	246	219	12	1:30.654	33.277	171	25.062	215	32.315	244	241
4	1:30.936	32.934	168	25.406	211	32.596	246	234	13	1:29.751	32.496	172	24.922	217	32.333	243	244
5	1:30.622	32.876	180	25.295	213	32.451	245	231	14	1:30.445	32.752	168	25.286	210	32.407	243	243
6	1:30.593	32.846	171	25.090	207	32.657	244	239	15	1:30.284	32.780	166	25.236	210	32.268	244	243
7	1:30.718	32.840	174	25.577	213	32.301	246	237	16	1:30.095	32.515	176	25.373	216	32.207	242	241
8	1:29.859	32.720	174	24.842	219	32.297	245	238	17	1:29.815	32.545	171	24.920	214	32.350	242	249
9	1:29.694	32.505	173	24.922	209	32.267	247	240	18	1:30.328	32.801	162	25.204	211	32.323	241	244

### 57 Lorenzo Lanzi , Ducati 1199 Panigale R SBK / ITA

theoretical besttime: 1:25.856

Lap	Time	S1	V1	S2	V2	S3	V3	Vmax	Lap	Time	S1	V1	S2	V2	S3	V3	Vmax
1	1:49.193	41.010	154	32.107	182	36.076	243		10	1:30.317	32.200	174	25.625	220	32.492	251	255
2	1:38.759	35.055	155	28.490	194	35.214	246	236	11	1:29.178	31.999	181	25.002	226	32.177	251	248
3	1:35.400	34.184	160	27.011	213	34.205	248	244	12	1:28.031	31.508	169	25.036	220	31.487	254	266
4	1:34.194	33.766	170	26.903	219	33.525	249	249	13	1:27.854	31.327	175	24.817	221	31.710	249	267
5	1:33.110	33.425	166	26.625	214	33.060	247	265	14	1:27.711	31.528	171	24.923	236	31.260	251	264
6	1:32.510	33.260	168	26.200	220	33.050	248	257	15	1:26.547	31.055	174	24.377	231	31.115	253	267
7	1:30.512	32.750	175	25.607	219	32.155	250	258	16	1:27.710	31.872	178	24.625	220	31.213	251	270
8	1:30.615	33.101	171	25.353	224	32.161	251	259	17	1:26.668	31.531	181	24.271	228	30.866	251	267
9	1:30.440	32.260	173	25.717	230	32.463	251	264	18	1:25.856	30.962	176	24.036	233	30.858	250	267

### 67 Mark Albrecht , BMW S 1000 RR SST / DEU

theoretical besttime: 1:31.774

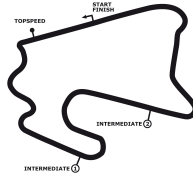
Lap	Time	S1	V1	S2	V2	S3	V3	Vmax	Lap	Time	S1	V1	S2	V2	S3	V3	Vmax
1	1:55.206	45.786	126	31.726	185	37.694	225		10	1:35.393	34.798	160	26.733	207	33.862	247	229
2	1:42.975	37.507	137	29.094	196	36.374	238	205	11	1:34.873	34.256	169	26.519	201	34.098	246	230
3	1:41.341	36.965	152	28.453	198	35.923	238	208	12	1:34.525	34.074	164	26.539	209	33.912	246	229
4	1:39.889	36.426	156	27.978	200	35.485	241	207	13	1:34.055	34.192	156	26.485	212	33.378	247	229
5	1:39.988	36.408	157	28.099	188	35.481	241	215	14	1:33.401	33.850	169	26.149	213	33.402	246	234
6	1:39.583	36.319	152	27.689	203	35.575	241	222	15	1:33.494	34.090	166	26.276	211	33.128	246	233
7	1:36.858	35.337	157	27.065	206	34.456	244	224	16	1:33.652	33.667	156	26.197	214	33.788	246	227
8	1:38.793	35.167	142	29.314	184	34.312	245	227	17	1:31.774	33.569	176	25.341	217	32.864	248	235
9	1:36.173	34.998	163	26.990	201	34.185	246	217									

# DTM Lausitzring

Lausitzring, length 3240 m

12. - 14.09.2014

SUPERBIKE IDM



## Lap Analysis race 2, 14.09.2014

DMSB-Reg.No.: S-21/14

### 69 Lucy Glöckner , BMW HP4 SST / DEU

theoretical besttime: 1:29.634

Lap	Time	S1	V1	S2	V2	S3	V3	Vmax	Lap	Time	S1	V1	S2	V2	S3	V3	Vmax
1	1:39.036	38.535	165	26.703	193	33.798	246		10	2:02.009	33.723	177	54.984	205	33.302	244	<b>260</b>
2	1:32.154	33.531	178	25.866	209	32.757	<b>248</b>	244	11	1:31.170	32.865	178	25.445	213	32.860	244	245
3	1:30.809	32.689	181	25.435	215	32.685	246	257	12	1:30.688	32.985	181	25.118	215	32.585	245	254
4	1:31.793	33.099	177	25.697	207	32.997	244	243	13	1:30.312	32.650	180	25.130	216	32.532	244	259
5	1:31.794	32.876	181	25.247	216	33.671	245	247	14	1:30.249	<b>32.315</b>	<b>185</b>	24.967	218	32.967	241	260
6	1:30.927	32.966	179	25.237	206	32.724	246	249	15	1:31.197	33.447	171	25.189	216	32.561	245	259
7	1:30.107	32.408	184	<b>24.934</b>	214	32.765	244	255	16	<b>1:29.913</b>	32.387	178	24.963	215	32.563	244	259
8	1:30.293	32.565	183	25.166	<b>219</b>	32.562	244	251	17	1:30.895	32.869	175	25.241	209	32.785	243	258
9	1:30.169	32.595	182	25.189	213	<b>32.385</b>	245	254	18	1:31.198	32.714	173	25.239	209	33.245	227	255

### 76 Max Neukirchner , Ducati 1199 Panigale R SBK / DEU

theoretical besttime: 1:27.261

Lap	Time	S1	V1	S2	V2	S3	V3	Vmax	Lap	Time	S1	V1	S2	V2	S3	V3	Vmax
1	1:37.900	38.377	167	26.148	216	33.375	247		10	1:29.195	31.733	179	25.820	212	31.642	251	258
2	1:30.480	32.386	176	25.364	212	32.730	249	254	11	1:27.711	31.724	<b>181</b>	24.385	217	31.602	252	261
3	1:29.444	32.027	172	24.964	210	32.453	249	252	12	1:28.015	31.794	169	24.413	217	31.808	253	258
4	1:28.689	31.949	176	24.713	218	32.027	251	257	13	1:27.770	31.756	176	24.514	216	<b>31.500</b>	252	255
5	1:28.063	31.615	168	24.595	217	31.853	250	263	14	<b>1:27.568</b>	<b>31.541</b>	174	24.430	219	31.597	251	258
6	1:28.756	32.499	170	24.503	220	31.754	249	265	15	1:28.106	31.755	172	24.625	<b>222</b>	31.726	252	262
7	1:28.141	31.863	175	24.608	220	31.670	251	263	16	1:28.288	31.801	170	24.720	220	31.767	251	263
8	1:27.740	31.826	177	<b>24.220</b>	220	31.694	251	264	17	1:28.293	31.845	166	24.691	219	31.757	251	259
9	1:28.304	31.745	174	24.627	220	31.932	<b>255</b>	261	18	1:28.385	32.061	167	24.583	214	31.741	226	<b>266</b>

### 77 Erwan Nigon , Suzuki GSX-R 1000 SBK / FRA

theoretical besttime: 1:31.815

Lap	Time	S1	V1	S2	V2	S3	V3	Vmax	Lap	Time	S1	V1	S2	V2	S3	V3	Vmax
1	1:53.124	41.439	161	32.464	167	39.221	228		7	1:33.634	33.212	<b>177</b>	27.283	212	33.139	243	242
2	1:41.861	36.150	155	29.494	196	36.217	234	235	8	1:32.804	33.225	171	26.404	<b>220</b>	33.175	<b>244</b>	246
3	1:37.105	34.727	159	27.607	200	34.771	240	236	9	<b>1:31.815</b>	<b>32.782</b>	175	<b>25.944</b>	214	<b>33.089</b>	241	249
4	1:35.400	34.019	159	27.029	201	34.352	242	236	10	1:33.799	33.676	174	26.582	214	33.541	241	<b>256</b>
5	1:34.725	33.324	159	27.405	205	33.996	241	253	11	1:46.127	33.928	174	27.251	210			241
6	1:33.627	33.389	168	26.565	212	33.673	242	244									

### 91 Bastien Mackels , BMW S 1000 RR SBK / BEL

theoretical besttime: 1:28.031

Lap	Time	S1	V1	S2	V2	S3	V3	Vmax	Lap	Time	S1	V1	S2	V2	S3	V3	Vmax
1	1:39.984	39.548	158	26.688	205	33.748	249		10	1:28.505	31.816	171	24.937	211	31.752	255	239
2	1:32.463	33.380	173	26.182	195	32.901	252	224	11	1:30.670	33.387	171	25.282	219	32.001	255	226
3	1:31.700	33.221	164	25.970	<b>225</b>	32.509	249	245	12	<b>1:28.455</b>	31.817	176	24.917	221	31.721	<b>257</b>	245
4	1:30.272	32.266	170	25.588	220	32.418	253	233	13	1:28.527	<b>31.648</b>	175	25.081	220	31.798	255	241
5	1:30.790	32.516	168	25.292	221	32.982	253	227	14	1:30.631	34.034	<b>180</b>	<b>24.702</b>	220	31.895	254	<b>256</b>
6	1:29.339	32.345	177	25.000	222	31.994	252	232	15	1:28.482	31.775	173	25.026	221	<b>31.681</b>	254	247
7	1:29.025	32.080	177	25.010	224	31.935	255	238	16	1:28.792	32.075	176	24.816	221	31.901	254	241
8	1:29.714	32.156	177	25.365	224	32.193	254	236	17	1:29.401	32.408	169	24.918	216	32.075	252	229
9	1:29.313	32.281	179	25.038	212	31.994	255	254	18	1:30.592	32.838	167	25.392	206	32.362	239	231

### 92 Daniel Kartheininger , Honda CBR 1000-RR SP SBK / DEU

theoretical besttime: 1:31.369

Lap	Time	S1	V1	S2	V2	S3	V3	Vmax	Lap	Time	S1	V1	S2	V2	S3	V3	Vmax
1	1:46.172	43.277	151	28.126	182	34.769	<b>244</b>		10	1:32.925	33.102	168	26.123	210	33.700	237	251
2	1:34.403	34.195	158	26.486	194	33.722	242	226	11	1:32.791	33.377	172	25.970	218	33.444	236	251
3	1:33.178	33.322	166	26.215	198	33.641	241	239	12	1:32.780	33.470	174	25.605	208	33.705	236	254
4	1:32.803	33.237	160	26.259	209	33.307	238	249	13	1:32.189	33.149	173	25.934	215	33.106	238	254
5	1:32.177	33.057	165	25.768	210	33.352	238	243	14	1:32.445	33.017	168	25.895	213	33.533	236	255
6	1:32.155	33.279	169	25.560	215	33.316	237	242	15	1:32.063	<b>32.809</b>	171	25.861	209	33.393	240	255
7	1:32.052	32.975	<b>175</b>	<b>25.504</b>	214	33.573	235	249	16	1:32.155	33.180	171	25.745	213	33.230	239	251
8	1:32.708	33.298	168	25.925	204	33.485	240	246	17	<b>1:31.739</b>	32.944	168	25.739	<b>221</b>	<b>33.056</b>	238	256
9	1:32.677	33.267	166	25.831	208	33.579	236	251	18	1:32.468	33.058	173	25.919	219	33.491	227	<b>257</b>