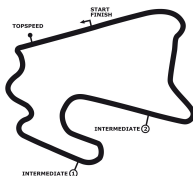


DTM Lausitzring

Lausitzring, length 3240 m

12. - 14.09.2014

SUPERBIKE IDM



DMSB-Reg.No.: S-21/14

Lap Analysis race 1, 14.09.2014

1 Markus Reiterberger , BMW S 1000 RR SBK / DEU

theoretical besttime: 1:29.881

Lap	Time	S1	V1	S2	V2	S3	V3	Vmax	Lap	Time	S1	V1	S2	V2	S3	V3	Vmax
1	1:38.476	38.804	174	25.919	206	33.753	249		12	1:30.999	32.786	175	25.584	211	32.629	251	247
2	1:32.848	34.238	167	25.512	204	33.098	251	233	13	1:30.507	32.607	186	25.154	218	32.746	252	251
3	1:31.923	33.410	177	25.516	209	32.997	253	239	14	1:30.887	32.484	186	25.607	219	32.796	254	262
4	1:31.011	33.066	175	25.190	210	32.755	254	247	15	1:30.580	32.706	183	25.134	211	32.740	254	262
5	1:30.875	33.064	184	25.090	215	32.721	251	255	16	1:31.198	33.284	181	25.091	219	32.823	253	264
6	1:30.112	32.675	186	24.862	213	32.575	252	245	17	1:30.784	32.680	182	25.184	218	32.920	254	262
7	1:30.093	32.528	178	25.030	214	32.535	254	255	18	1:31.625	32.686	175	25.589	219	33.350	254	263
8	1:30.315	32.608	185	25.098	210	32.609	247	259	19	1:31.726	33.200	184	25.519	219	33.007	249	262
9	1:30.961	33.067	178	25.158	213	32.736	252	246	20	1:31.186	32.777	185	25.331	215	33.078	249	259
10	1:30.232	32.490	185	25.021	216	32.721	254	257	21	1:33.125	33.104	181	25.560	209	34.461	198	261
11	1:31.513	32.797	177	25.990	213	32.726	251	247									

7 Marco Nekvasil , BMW S 1000 RR SST / AUT

theoretical besttime: 1:34.832

Lap	Time	S1	V1	S2	V2	S3	V3	Vmax	Lap	Time	S1	V1	S2	V2	S3	V3	Vmax
1	1:48.801	44.924	163	28.065	185	35.812	248		11	1:36.335	34.896	155	26.807	189	34.632	247	236
2	1:38.639	36.230	167	26.595	189	35.814	251	222	12	1:36.943	35.008	159	26.731	190	35.204	246	234
3	1:37.485	35.812	165	26.862	194	34.811	248	235	13	1:36.261	35.106	159	26.481	191	34.674	247	236
4	1:36.516	35.127	165	26.606	185	34.783	249	231	14	1:35.692	34.645	164	26.359	195	34.688	246	234
5	1:35.744	34.903	174	26.408	200	34.433	244	233	15	1:35.913	34.709	166	26.339	195	34.865	244	239
6	1:35.363	34.676	172	26.351	194	34.336	247	235	16	2:09.291	34.769	174	26.953	171	36.569	233	237
7	1:35.160	34.381	178	26.535	198	34.244	244	245	17	1:38.868	36.018	170	27.288	174	35.562	244	229
8	1:34.836	34.385	168	26.229	197	34.222	247	239	18	1:37.032	35.057	168	26.967	191	35.008	244	224
9	1:35.297	34.518	166	26.449	195	34.330	247	245	19	1:37.339	35.101	169	26.994	190	35.244	241	243
10	1:35.417	34.661	173	26.316	201	34.440	246	243	20	1:36.820	35.464	159	26.954	201	34.402	244	236

9 Stefan Nebel , BMW HP4 SBK / DEU

theoretical besttime: 1:35.259

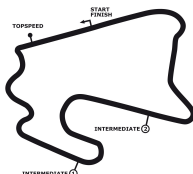
Lap	Time	S1	V1	S2	V2	S3	V3	Vmax	Lap	Time	S1	V1	S2	V2	S3	V3	Vmax
1	1:44.653	42.393	158	27.315	184	34.945	251		11	1:36.955	35.474	152	26.732	188	34.749	248	218
2	1:37.952	35.756	158	27.141	180	35.055	248	211	12	1:36.918	34.823	159	26.921	185	35.174	246	226
3	1:36.558	35.026	165	26.717	183	34.815	248	224	13	1:36.246	35.069	158	26.667	187	34.510	249	222
4	1:36.032	34.888	163	26.560	187	34.584	248	232	14	1:36.028	34.659	165	26.642	187	34.727	249	232
5	1:36.244	34.969	164	26.501	184	34.774	248	229	15	1:36.600	34.788	164	26.597	187	35.215	247	230
6	1:36.308	34.847	162	26.626	183	34.835	248	227	16	1:36.259	35.054	164	26.627	188	34.578	248	225
7	1:36.148	34.855	165	26.468	189	34.825	247	226	17	1:36.061	34.759	164	26.994	189	34.308	248	230
8	1:35.713	34.605	166	26.403	188	34.705	248	225	18	1:36.121	35.100	165	26.488	188	34.533	249	229
9	1:35.767	34.548	165	26.504	190	34.715	247	228	19	1:35.651	34.607	167	26.484	187	34.560	248	238
10	1:36.464	34.748	166	26.484	192	35.232	244	222	20	1:37.051	35.084	161	26.858	186	35.109	242	234

12 Xavi Forés , Ducati 1199 Panigale R SBK / ESP

theoretical besttime: 1:30.002

Lap	Time	S1	V1	S2	V2	S3	V3	Vmax	Lap	Time	S1	V1	S2	V2	S3	V3	Vmax
1	1:38.656	39.883	176	25.589	210	33.184	250		12	1:31.194	32.996	179	25.437	213	32.761	240	250
2	1:31.590	33.894	172	25.360	214	32.336	245	231	13	1:31.338	32.877	176	25.659	205	32.802	242	257
3	1:30.738	32.931	180	25.143	210	32.664	244	252	14	1:31.086	32.978	180	25.295	210	32.813	241	248
4	1:30.918	32.823	180	25.433	216	32.662	243	251	15	1:31.476	32.885	180	25.386	206	33.205	241	250
5	1:31.244	32.972	183	25.265	213	33.007	243	243	16	1:32.596	32.930	175	26.389	192	33.277	239	253
6	1:30.807	33.077	183	25.110	220	32.620	242	252	17	1:31.001	32.755	183	25.439	214	32.807	240	254
7	1:30.661	32.655	181	25.379	211	32.627	241	256	18	1:31.285	32.868	179	25.535	213	32.882	242	252
8	1:30.708	32.774	180	25.205	215	32.729	241	255	19	1:32.792	33.697	182	25.842	204	33.253	244	244
9	1:30.607	32.678	183	25.209	215	32.720	241	255	20	1:33.371	33.924	175	25.900	212	33.547	238	237
10	1:30.718	32.556	185	25.253	211	32.909	240	255	21	1:35.609	33.894	179	26.450	206	35.265	165	247
11	1:31.277	32.856	182	25.455	214	32.966	240	254									

DTM Lausitzring
 Lausitzring, length 3240 m
 12. - 14.09.2014
SUPERBIKE IDM



DMSB-Reg.No.: S-21/14

Lap Analysis race 1, 14.09.2014

13 Ville Valtonen , Kawasaki ZX-10R SST / FIN

theoretical besttime: 1:34.446

Lap	Time	S1	V1	S2	V2	S3	V3	Vmax	Lap	Time	S1	V1	S2	V2	S3	V3	Vmax
1	1:45.371	42.802	150	27.523	186	35.046	248		11	1:36.377	34.941	160	26.803	191	34.633	247	231
2	1:38.349	35.859	163	27.358	189	35.132	247	221	12	1:36.932	34.963	163	26.652	184	35.317	247	229
3	1:37.126	35.381	163	26.973	201	34.772	246	232	13	1:36.276	35.248	162	26.596	189	34.432	247	227
4	1:36.691	34.927	158	26.987	196	34.777	246	239	14	1:35.159	34.762	167	26.433	198	33.964	248	236
5	1:36.112	34.808	165	26.623	195	34.681	248	236	15	1:36.403	35.019	165	26.814	196	34.570	247	235
6	1:36.346	35.054	164	26.680	195	34.612	247	237	16	1:34.878	34.460	170	26.316	197	34.102	246	244
7	1:35.337	34.632	167	26.444	198	34.261	247	237	17	1:34.928	34.223	166	26.377	196	34.328	246	245
8	1:36.609	34.630	163	27.219	189	34.760	247	242	18	1:36.072	34.743	169	26.657	196	34.672	247	238
9	1:35.193	34.685	167	26.263	199	34.245	248	243	19	1:35.807	34.786	149	26.698	191	34.323	247	241
10	1:35.556	34.710	170	26.362	193	34.484	247	240	20	1:35.336	34.475	170	26.259	197	34.602	247	245

20 Alex Phillis , Kawasaki ZX-10R SST / AUS

theoretical besttime: 1:33.855

Lap	Time	S1	V1	S2	V2	S3	V3	Vmax	Lap	Time	S1	V1	S2	V2	S3	V3	Vmax
1	1:47.383	43.462	152	28.070	183	35.851	244		11	1:36.803	35.068	167	26.925	184	34.810	242	233
2	1:38.298	35.902	170	27.031	184	35.365	243	227	12	1:36.953	35.154	166	26.962	178	34.837	246	230
3	1:37.545	35.382	170	26.880	189	35.283	241	233	13	1:37.081	35.180	169	26.833	177	35.068	244	233
4	1:37.559	35.596	161	27.112	185	34.851	244	235	14	1:39.827	34.772	166	27.787	180	37.268	244	228
5	1:37.808	36.038	164	26.931	181	34.839	244	230	15	1:35.369	34.592	169	26.346	184	34.431	247	238
6	1:36.288	34.771	167	26.660	180	34.857	243	239	16	1:39.519	34.529	170	29.960	185	35.030	247	237
7	1:36.247	34.808	171	26.719	183	34.720	243	237	17	1:37.465	34.505	183	28.138	191	34.822	244	231
8	1:37.820	35.693	163	26.974	184	35.153	242	231	18	1:36.317	34.896	176	26.828	193	34.593	245	234
9	1:37.090	35.394	168	26.951	190	34.745	245	234	19	1:33.855	34.189	170	25.815	201	33.851	247	240
10	1:37.306	35.407	164	26.866	196	35.033	246	242	20	1:34.862	34.215	168	26.096	198	34.551	243	245

22 Leon Bovee , BMW S 1000 RR SST / NLD

theoretical besttime: 1:35.038

Lap	Time	S1	V1	S2	V2	S3	V3	Vmax	Lap	Time	S1	V1	S2	V2	S3	V3	Vmax
1	1:48.168	44.280	160	28.171	175	35.717	248		11	1:35.931	34.839	162	26.447	188	34.645	246	234
2	1:39.626	36.592	161	27.274	179	35.760	248	225	12	1:36.419	35.239	165	26.488	198	34.692	244	229
3	1:39.672	37.015	159	27.107	186	35.550	248	217	13	1:35.293	34.967	169	26.376	210	33.950	244	227
4	1:38.498	36.270	158	26.915	196	35.313	246	217	14	1:35.806	34.712	174	26.591	205	34.503	244	234
5	1:37.935	36.052	161	26.609	195	35.274	246	223	15	1:39.689	37.412	171	26.860	193	35.417	244	230
6	1:36.595	35.431	166	26.429	192	34.735	245	226	16	1:37.222	35.282	155	27.487	194	34.453	244	219
7	1:36.306	35.402	162	26.554	190	34.350	244	229	17	1:36.593	35.096	165	27.303	196	34.194	243	231
8	1:36.340	35.084	160	26.878	193	34.378	245	234	18	1:36.056	34.781	170	26.850	209	34.425	243	229
9	1:35.842	34.927	157	26.524	188	34.391	244	238	19	1:36.628	35.033	167	26.856	209	34.739	238	230
10	1:35.448	34.996	166	26.385	198	34.067	246	231	20	1:36.507	35.257	162	26.848	211	34.402	244	228

25 Matej Smrz , Yamaha YZF-R1 SBK / CZE

theoretical besttime: 1:33.032

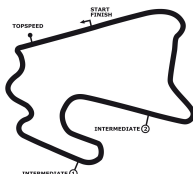
Lap	Time	S1	V1	S2	V2	S3	V3	Vmax	Lap	Time	S1	V1	S2	V2	S3	V3	Vmax
1	1:42.955	40.707	168	27.248	183	35.000	244		12	1:50.853	33.726	170	41.673	167	35.454	244	242
2	1:38.330	36.373	168	27.213	190	34.744	245	220	13	1:35.161	34.564	167	26.344	195	34.253	236	229
3	1:36.226	35.284	175	26.341	193	34.601	245	221	14	1:34.901	34.573	165	26.472	205	33.856	243	228
4	1:36.144	35.201	168	26.272	191	34.671	246	221	15	1:34.552	34.195	166	26.406	206	33.951	243	242
5	1:35.676	34.743	168	26.201	201	34.732	242	227	16	1:33.745	33.812	166	26.233	204	33.700	242	245
6	1:34.275	34.173	176	26.172	204	33.930	242	239	17	1:33.632	34.046	168	26.110	203	33.476	242	247
7	1:34.571	34.503	177	26.175	209	33.893	241	234	18	1:33.401	33.790	178	25.830	202	33.781	237	244
8	1:34.757	34.382	184	26.592	202	33.783	241	226	19	1:34.094	34.002	169	26.112	199	33.980	241	236
9	1:34.114	34.156	166	26.058	204	33.900	242	231	20	1:33.782	33.927	170	26.060	201	33.795	241	238
10	1:34.138	34.180	182	26.446	201	33.512	242	228	21	2:35.484	49.093	89	43.910	90			233
11	1:33.552	33.926	165	26.046	203	33.580	242	235									

DTM Lausitzring

Lausitzring, length 3240 m

12. - 14.09.2014

SUPERBIKE IDM



DMSB-Reg.No.: S-21/14

Lap Analysis race 1, 14.09.2014

34 Chris Burri , Kawasaki ZX-10R SST / CHE

theoretical besttime: 1:34.593

Lap	Time	S1	V1	S2	V2	S3	V3	Vmax	Lap	Time	S1	V1	S2	V2	S3	V3	Vmax
1	1:46.888	43.230	152	28.047	186	35.611	246		11	1:35.685	34.731	180	26.225	195	34.729	245	247
2	1:40.264	36.124	165	27.449	184	36.691	245	228	12	1:35.987	34.867	176	26.301	193	34.819	245	242
3	1:39.886	36.963	164	27.063	180	35.860	246	227	13	1:36.525	35.000	171	26.495	185	35.030	247	249
4	1:38.283	35.843	171	26.966	185	35.474	244	234	14	1:38.036	34.841	177	26.636	174	36.559	246	251
5	1:38.166	36.094	168	26.563	188	35.509	245	233	15	1:36.371	34.905	165	26.373	183	35.093	245	243
6	1:37.664	35.339	165	26.664	188	35.661	247	242	16	1:37.888	35.107	155	27.594	184	35.187	246	243
7	1:37.912	35.605	169	27.100	189	35.207	246	235	17	1:36.209	34.631	174	26.227	188	35.351	245	252
8	1:36.827	35.361	171	26.428	193	35.038	245	238	18	1:35.307	34.736	172	26.099	192	34.472	245	239
9	1:36.503	35.135	175	26.359	191	35.009	246	241	19	1:34.795	34.537	175	25.777	194	34.481	246	246
10	1:36.413	34.861	174	26.565	187	34.987	246	250	20	1:35.004	34.581	172	26.144	197	34.279	246	242

36 Marc Neumann , BMW S 1000 RR SST / DEU

theoretical besttime: 1:36.598

Lap	Time	S1	V1	S2	V2	S3	V3	Vmax	Lap	Time	S1	V1	S2	V2	S3	V3	Vmax
1	1:49.586	45.266	147	28.028	174	36.292	247		11	1:37.369	35.319	153	26.940	187	35.110	243	224
2	1:40.359	36.505	145	27.486	178	36.368	244	211	12	1:40.127	35.490	155	29.572	173	35.065	244	217
3	1:39.738	36.301	153	27.347	179	36.090	247	213	13	1:38.239	35.380	160	26.833	188	36.026	242	224
4	1:40.013	36.792	147	27.296	175	35.925	246	211	14	1:38.915	35.801	164	28.042	185	35.072	244	220
5	1:38.198	35.755	153	27.005	181	35.438	246	216	15	1:38.014	35.654	153	26.974	191	35.386	242	219
6	1:37.803	35.675	154	26.705	185	35.423	246	215	16	1:38.113	35.818	149	27.035	175	35.260	245	214
7	1:37.229	35.249	153	26.804	185	35.176	245	220	17	1:37.120	35.198	161	26.767	186	35.155	246	222
8	1:36.986	35.102	159	26.785	182	35.099	245	222	18	1:36.606	35.110	157	26.630	186	34.866	246	217
9	1:37.891	35.461	153	26.955	184	35.475	245	222	19	1:37.203	35.630	158	26.699	184	34.874	246	219
10	1:37.837	35.501	154	27.001	182	35.335	245	220	20	1:37.103	35.288	155	26.882	182	34.933	242	222

44 Danny De Boer , Honda CBR 1000-RR SP SBK / NLD

theoretical besttime: 1:33.913

Lap	Time	S1	V1	S2	V2	S3	V3	Vmax	Lap	Time	S1	V1	S2	V2	S3	V3	Vmax
1	1:48.378	44.763	155	27.863	179	35.752	248		12	1:34.603	34.276	184	25.984	197	34.343	242	243
2	1:38.836	36.062	166	26.864	187	35.910	247	220	13	1:34.949	34.152	186	26.303	192	34.494	242	247
3	1:37.317	35.659	164	26.763	188	34.895	246	227	14	1:35.184	34.412	178	26.392	196	34.380	242	242
4	1:36.371	34.950	170	26.671	186	34.750	247	235	15	1:34.790	34.438	182	25.929	200	34.423	242	241
5	1:35.100	34.623	182	26.099	200	34.378	245	233	16	1:34.948	34.353	180	26.283	201	34.312	241	242
6	1:34.947	34.431	174	26.108	192	34.408	245	240	17	1:34.664	34.304	177	26.264	200	34.096	242	243
7	1:34.914	34.428	177	26.200	196	34.286	246	235	18	1:34.239	34.061	184	26.054	201	34.124	241	251
8	1:35.095	34.309	179	26.506	193	34.280	245	236	19	1:35.002	34.418	181	26.246	198	34.338	240	241
9	1:34.923	34.418	181	26.080	194	34.425	245	238	20	1:34.981	34.316	177	26.624	198	34.041	244	249
10	1:36.081	34.668	170	26.359	189	35.054	246	233	21	1:52.295	41.402	115	28.271	199	42.622	148	
11	1:34.410	34.330	181	25.811	197	34.269	243	234									

47 Marc Buchner , Suzuki GSX-R 1000 SBK / DEU

theoretical besttime: 1:35.728

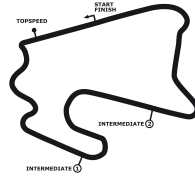
Lap	Time	S1	V1	S2	V2	S3	V3	Vmax	Lap	Time	S1	V1	S2	V2	S3	V3	Vmax
1	1:48.043	44.080	157	27.854	180	36.109	242		11	1:36.873	35.281	170	26.738	191	34.854	241	235
2	1:38.913	35.854	171	27.030	187	36.029	242	214	12	1:36.690	35.218	169	26.650	196	34.822	242	238
3	1:38.599	35.677	170	27.390	183	35.532	244	229	13	1:36.232	34.842	178	26.653	199	34.737	242	235
4	1:36.610	35.080	168	26.542	185	34.988	244	227	14	1:37.344	35.207	171	26.934	191	35.203	243	229
5	1:36.876	35.160	166	26.662	183	35.054	244	223	15	1:38.394	35.371	168	27.416	175	35.607	245	235
6	1:36.229	34.906	173	26.508	188	34.815	243	227	16	1:39.844	35.166	165	29.015	197	35.663	242	220
7	1:36.298	35.027	178	26.465	186	34.806	244	225	17	1:37.854	34.907	186	27.474	190	35.473	243	232
8	1:37.286	35.149	177	26.590	195	35.547	241	231	18	1:36.784	34.883	175	26.694	202	35.207	239	231
9	1:37.054	34.996	182	26.830	191	35.228	241	237	19	1:35.866	34.784	173	26.364	203	34.718	241	226
10	1:37.129	35.293	167	27.064	199	34.772	241	227	20	1:36.404	34.646	177	26.832	211	34.926	238	238

DTM Lausitzring

Lausitzring, length 3240 m

12. - 14.09.2014

SUPERBIKE IDM



DMSB-Reg.No.: S-21/14

Lap Analysis race 1, 14.09.2014

48 Dominik Vincon , BMW S 1000 RR SST / DEU

theoretical besttime: 1:34.603

Lap	Time	S1	V1	S2	V2	S3	V3	Vmax	Lap	Time	S1	V1	S2	V2	S3	V3	Vmax
1	1:43.444	41.170	168	27.296	195	34.978	243		11	1:36.755	35.277	175	26.299	195	35.179	244	247
2	1:37.126	35.500	177	26.871	211	34.755	243	241	12	1:36.061	34.525	172	26.683	203	34.853	243	248
3	1:36.647	35.122	175	26.525	208	35.000	244	244	13	1:36.099	34.771	178	26.409	203	34.919	242	252
4	1:36.157	35.017	169	26.560	194	34.580	246	255	14	1:36.862	35.081	175	26.965	195	34.816	243	246
5	1:35.906	34.809	175	26.472	208	34.625	242	249	15	1:36.643	34.955	172	26.726	198	34.962	242	250
6	1:36.117	34.870	183	26.565	199	34.682	243	242	16	1:35.917	35.073	170	26.231	213	34.613	243	239
7	1:36.345	35.008	175	26.445	201	34.892	242	247	17	1:35.092	34.495	171	26.093	210	34.504	244	249
8	1:36.420	34.834	173	26.433	206	35.153	242	241	18	1:35.477	34.436	179	26.184	204	34.857	244	249
9	1:36.900	34.951	171	26.664	213	35.285	240	247	19	1:35.782	34.663	165	26.615	207	34.504	245	249
10	1:36.423	34.806	173	26.479	199	35.138	243	252	20	1:34.603	34.366	177	25.977	213	34.260	242	252

50 Damian Cudlin , Kawasaki ZX-10R SBK / AUS

theoretical besttime: 1:32.048

Lap	Time	S1	V1	S2	V2	S3	V3	Vmax	Lap	Time	S1	V1	S2	V2	S3	V3	Vmax
1	1:43.524	41.788	159	26.876	189	34.860	246		12	1:32.333	33.564	175	25.659	203	33.110	246	237
2	1:35.728	35.596	169	26.559	205	33.573	246	223	13	1:32.907	33.993	172	25.677	201	33.237	245	244
3	1:33.799	34.091	170	26.316	205	33.392	247	229	14	1:32.825	33.616	170	25.818	201	33.391	244	235
4	1:33.631	34.264	173	25.998	205	33.369	245	231	15	1:32.868	33.841	171	25.711	204	33.316	246	237
5	1:33.425	34.037	175	25.995	205	33.393	245	229	16	1:32.354	33.620	172	25.654	206	33.080	244	237
6	1:33.085	33.904	176	25.960	203	33.221	246	236	17	1:32.534	33.494	174	25.771	202	33.269	248	237
7	1:33.643	33.880	176	26.201	203	33.562	246	236	18	1:32.636	33.731	173	25.704	200	33.201	248	238
8	1:33.829	34.098	170	26.185	199	33.546	243	234	19	1:33.144	33.698	172	25.887	191	33.559	249	235
9	1:32.775	33.625	179	25.789	202	33.361	244	232	20	1:33.820	34.459	171	25.907	203	33.454	246	227
10	1:33.212	33.832	174	25.888	200	33.492	246	231	21	1:33.962	33.913	173	25.990	189	34.059	225	229
11	1:32.170	33.472	180	25.496	201	33.202	245	238									

57 Lorenzo Lanzi , Ducati 1199 Panigale R SBK / ITA

theoretical besttime: 1:31.241

Lap	Time	S1	V1	S2	V2	S3	V3	Vmax	Lap	Time	S1	V1	S2	V2	S3	V3	Vmax
1	1:38.280	38.542	172	25.868	207	33.870	245		12	1:31.672	33.157	178	25.354	208	33.161	246	257
2	1:32.753	33.807	170	25.631	213	33.315	247	247	13	1:32.118	33.172	170	25.452	207	33.494	245	257
3	1:32.777	33.479	167	26.030	198	33.268	248	244	14	1:31.925	33.211	178	25.475	205	33.239	246	254
4	1:31.959	33.474	172	25.337	212	33.148	247	244	15	1:32.280	33.286	175	25.679	206	33.315	245	254
5	1:32.096	33.702	170	25.334	193	33.060	248	255	16	1:32.077	33.173	170	25.499	202	33.405	246	259
6	1:31.543	33.169	173	25.321	203	33.053	247	244	17	1:32.490	33.131	172	25.935	210	33.424	246	253
7	1:31.462	32.950	180	25.268	199	33.244	246	254	18	1:33.154	33.180	168	25.953	201	34.021	243	260
8	1:31.812	33.191	176	25.328	202	33.293	247	253	19	1:32.720	33.311	176	25.543	205	33.866	247	254
9	1:31.435	32.920	179	25.302	205	33.213	245	249	20	1:32.427	33.324	175	25.639	203	33.464	242	249
10	1:32.630	33.833	175	25.403	201	33.394	245	261	21	1:32.521	33.414	177	25.593	201	33.514	240	255
11	1:32.466	33.335	169	25.789	207	33.342	243	252									

67 Mark Albrecht , BMW S 1000 RR SST / DEU

theoretical besttime: 1:39.266

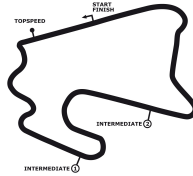
Lap	Time	S1	V1	S2	V2	S3	V3	Vmax	Lap	Time	S1	V1	S2	V2	S3	V3	Vmax
1	1:49.028	44.185	145	28.641	173	36.202	247		3	2:46.079	59.747	88					195
2	2:38.055	36.314	161	26.750	184	1:34.991	213	218									

69 Lucy Glöckner , BMW HP4 SST / DEU

theoretical besttime: 1:33.423

Lap	Time	S1	V1	S2	V2	S3	V3	Vmax	Lap	Time	S1	V1	S2	V2	S3	V3	Vmax
1	1:43.797	41.318	167	27.297	191	35.182	248		12	1:34.749	34.161	175	26.159	198	34.429	244	255
2	1:37.647	35.772	168	27.065	197	34.810	248	240	13	1:34.898	34.128	177	26.123	203	34.647	244	252
3	1:35.867	34.573	175	26.380	201	34.914	245	241	14	1:34.584	34.270	181	26.078	201	34.236	245	253
4	1:35.587	34.895	178	26.280	189	34.412	245	249	15	1:34.486	34.130	176	26.299	203	34.057	243	254
5	1:34.454	34.099	176	26.096	197	34.259	245	254	16	1:34.038	33.873	182	26.097	200	34.068	244	255
6	1:34.369	34.013	174	26.230	198	34.126	245	258	17	1:34.392	34.076	176	26.218	205	34.098	245	254
7	1:34.028	34.047	178	26.034	200	33.947	244	258	18	1:34.445	34.005	179	26.223	207	34.217	244	258
8	1:34.151	33.948	180	25.892	198	34.311	243	253	19	1:34.111	34.219	174	26.006	206	33.886	245	243
9	1:34.092	34.039	180	25.940	194	34.113	244	252	20	1:33.779	33.645	177	26.072	208	34.062	245	255
10	1:33.858	33.894	175	25.959	201	34.005	243	256	21	1:34.872	33.863	173	26.015	205	34.994	197	256
11	1:34.102	33.930	177	25.993	199	34.179	244	249									

DTM Lausitzring
 Lausitzring, length 3240 m
 12. - 14.09.2014
 SUPERBIKE IDM



DMSB-Reg.No.: S-21/14

Lap Analysis race 1, 14.09.2014

76 Max Neukirchner , Ducati 1199 Panigale R SBK / DEU

theoretical besttime: 1:30.710

Lap	Time	S1	V1	S2	V2	S3	V3	Vmax	Lap	Time	S1	V1	S2	V2	S3	V3	Vmax
1	1:39.230	40.010	164	25.777	194	33.443	248		12	1:31.751	33.227	175	25.312	206	33.212	237	247
2	1:32.488	33.726	165	25.441	193	33.321	244	240	13	1:31.764	33.063	172	25.322	204	33.379	238	250
3	1:32.373	33.391	167	25.531	194	33.451	247	242	14	1:31.867	33.084	170	25.317	207	33.466	238	245
4	1:31.866	33.538	162	25.108	198	33.220	247	242	15	1:32.334	33.316	174	25.517	209	33.501	237	243
5	1:30.864	33.019	176	25.068	203	32.777	242	249	16	1:32.251	33.221	176	25.466	205	33.564	237	248
6	1:30.854	32.866	169	25.087	207	32.901	242	255	17	1:32.666	33.371	167	25.695	199	33.600	237	249
7	1:31.299	33.269	175	25.067	207	32.963	241	248	18	1:32.657	33.420	167	25.703	204	33.534	236	248
8	1:31.400	33.018	172	25.200	205	33.182	240	249	19	1:32.665	33.442	171	25.661	205	33.562	236	244
9	1:31.445	33.024	167	25.259	205	33.162	238	250	20	1:32.917	33.602	167	25.675	196	33.640	235	245
10	1:31.606	32.969	173	25.279	206	33.358	237	249	21	1:33.528	33.494	167	26.015	197	34.019	233	244
11	1:31.795	33.224	175	25.296	210	33.275	237	242									

77 Erwan Nigon , Suzuki GSX-R 1000 SBK / FRA

theoretical besttime: 1:32.292

Lap	Time	S1	V1	S2	V2	S3	V3	Vmax	Lap	Time	S1	V1	S2	V2	S3	V3	Vmax
1	1:43.977	41.970	163	27.199	190	34.808	248		12	1:33.111	33.289	175	26.149	198	33.673	243	249
2	1:36.586	35.299	176	26.999	195	34.288	243	230	13	1:32.906	33.683	169	25.893	203	33.330	244	242
3	1:34.381	34.239	170	26.383	201	33.759	244	238	14	1:32.922	33.257	179	26.079	197	33.586	244	248
4	1:34.710	34.137	166	26.810	198	33.763	245	248	15	1:32.977	33.570	183	25.833	207	33.574	245	244
5	1:33.693	33.767	173	26.327	196	33.599	246	243	16	1:32.665	33.129	176	25.954	200	33.582	244	252
6	1:33.463	33.831	176	26.057	205	33.575	244	243	17	1:33.559	33.717	178	25.923	199	33.919	244	251
7	1:32.877	33.363	168	26.029	200	33.485	246	246	18	1:33.840	33.780	173	26.207	198	33.853	246	247
8	1:33.582	33.499	172	26.223	192	33.860	245	250	19	1:34.843	34.824	174	26.307	195	33.712	244	258
9	1:32.811	33.374	175	26.019	207	33.418	245	244	20	1:33.880	33.837	171	26.181	197	33.862	244	244
10	1:32.966	33.257	175	26.050	203	33.659	244	246	21	1:34.162	33.884	178	26.128	194	34.150	240	240
11	1:33.299	33.409	180	26.259	205	33.631	244	250									

91 Bastien Mackels , BMW S 1000 RR SBK / BEL

theoretical besttime: 1:32.093

Lap	Time	S1	V1	S2	V2	S3	V3	Vmax	Lap	Time	S1	V1	S2	V2	S3	V3	Vmax
1	1:41.012	40.882	166	26.572	193	33.558	255		12	1:33.279	34.014	179	25.751	203	33.514	255	235
2	1:33.827	34.145	173	26.120	197	33.562	255	228	13	1:33.244	33.719	177	25.870	201	33.655	251	244
3	1:33.314	33.850	169	25.856	199	33.608	255	236	14	1:33.680	34.169	174	25.982	203	33.529	255	239
4	1:33.643	34.094	169	25.940	199	33.609	255	242	15	1:32.483	33.268	180	25.817	207	33.398	254	252
5	1:32.449	33.402	181	25.823	204	33.224	252	253	16	1:32.723	33.647	175	25.692	203	33.384	252	244
6	1:32.799	33.609	180	25.885	210	33.305	254	242	17	1:33.315	33.515	164	26.194	190	33.606	254	253
7	1:32.628	33.648	184	25.601	207	33.379	253	238	18	1:33.136	33.697	175	25.661	198	33.778	251	234
8	1:32.603	33.410	174	25.780	199	33.413	253	246	19	1:33.473	33.868	166	26.167	201	33.438	252	236
9	1:32.790	33.603	177	25.725	202	33.462	254	237	20	1:33.330	33.640	173	26.144	196	33.546	251	247
10	1:32.736	33.472	177	25.753	202	33.511	253	238	21	1:34.159	33.969	170	26.302	195	33.888	248	238
11	1:32.692	33.638	180	25.706	207	33.348	254	244									

92 Daniel Kartheiner , Honda CBR 1000-RR SP SBK / DEU

theoretical besttime: 1:34.782

Lap	Time	S1	V1	S2	V2	S3	V3	Vmax	Lap	Time	S1	V1	S2	V2	S3	V3	Vmax
1	1:50.201	45.554	142	28.149	166	36.498	247		11	1:36.127	34.672	158	26.666	176	34.789	246	238
2	1:39.967	36.304	147	27.340	178	36.323	247	214	12	1:35.879	34.594	159	26.597	177	34.688	248	236
3	1:39.615	36.217	153	27.327	174	36.071	246	216	13	1:36.518	35.231	163	26.635	186	34.652	243	232
4	1:37.704	35.738	152	26.745	177	35.221	245	219	14	1:35.333	34.559	165	26.292	185	34.482	244	224
5	1:37.067	35.404	158	26.628	174	35.035	246	227	15	1:38.767	36.747	163	26.744	179	35.276	239	235
6	1:37.051	35.275	161	26.402	187	35.374	246	218	16	1:57.859	35.269	156	47.624	178	34.966	243	215
7	1:36.079	35.393	161	26.154	186	34.532	244	219	17	1:35.853	34.666	165	26.560	183	34.627	241	231
8	1:35.918	34.589	163	26.400	181	34.929	245	234	18	1:35.774	34.273	164	26.960	188	34.541	242	244
9	1:35.813	34.721	153	26.646	179	34.446	244	243	19	1:35.075	34.188	166	26.346	192	34.541	241	242
10	1:35.754	34.673	165	26.491	184	34.590	244	236	20	1:35.390	34.182	166	26.559	191	34.649	238	249