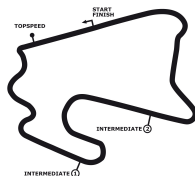


DTM Lausitzring

Lausitzring, length 3240 m

12. - 14.09.2014

SUPERBIKE IDM



Lap Analysis qualifying 2, 13.09.2014

DMSB-Reg.No.: S-21/14

1 Markus Reiterberger , BMW S 1000 RR SBK / DEU										theoretical besttime: 1:31.805								
Lap	Time	S1	V1	S2	V2	S3	V3	Vmax		Lap	Time	S1	V1	S2	V2	S3	V3	Vmax
1	2:24.158		158	28.028	166	36.866	243			10	5:14.062	4:07.119	164	29.158	183	37.785	239	
2	1:38.273	36.785	168	27.013	197	34.475	249	220		11	1:40.765	38.646	156	27.383	196	34.736	248	235
3	1:34.341	34.458	180	25.965	203	33.918	249	240		12	1:34.114	34.034	168	26.232	206	33.848	249	252
4	1:34.656	33.631	171	26.766	186	34.259	249	248		13	1:32.769	33.414	181	25.578	214	33.777	252	262
5	1:33.978	33.771	179	26.161	202	34.046	248	247		14	1:32.657	33.176	190	26.077	213	33.404	251	258
6	1:33.709	33.877	183	26.121	201	33.711	248	240		15	1:48.475	48.115	173	26.375	205	33.985	249	267
7	1:32.720	33.684	180	25.544	211	33.492	250	238		16	1:32.264	33.161	186	25.533	197	33.570	248	260
8	1:31.941	33.066	183	25.335	211	33.540	249	264		17	2:02.889	39.524	128	31.213	164			225
9	1:56.109	42.232	173	27.054	187			263										

7 Marco Nekvasil , BMW S 1000 RR SST / AUT										theoretical besttime: 1:34.517								
Lap	Time	S1	V1	S2	V2	S3	V3	Vmax		Lap	Time	S1	V1	S2	V2	S3	V3	Vmax
1	2:02.797		125	32.363	148	40.387	236			10	1:45.383	38.120	162	27.478	178	39.785	247	190
2	1:44.921	39.156	149	28.725	185	37.040	242	203		11	1:37.386	35.206	170	26.813	192	35.367	247	239
3	1:43.745	37.479	155	28.354	170	37.912	245	220		12	1:36.312	34.681	173	26.679	192	34.952	241	236
4	1:41.270	37.064	163	27.901	183	36.305	244	219		13	1:36.085	34.943	170	26.491	201	34.651	244	238
5	1:38.775	35.948	159	27.402	184	35.425	243	229		14	1:35.268	34.320	179	26.380	197	34.568	243	241
6	1:38.899	35.479	162	27.602	179	35.818	247	234		15	1:35.086	34.375	171	26.211	197	34.500	244	245
7	2:04.422	40.177	122	32.647	107			222		16	1:35.030	34.397	174	26.201	199	34.432	243	234
8	3:04.046	1:45.804	129	34.937	75	43.305	243			17	1:34.681	34.484	180	25.924	202	34.273	246	241
9	1:52.185	35.630	159	30.974	91	45.581	204	229		18	2:10.113	46.581	139	30.495	150			244

9 Stefan Nebel , BMW HP4 SBK / DEU										theoretical besttime: 1:35.395								
Lap	Time	S1	V1	S2	V2	S3	V3	Vmax		Lap	Time	S1	V1	S2	V2	S3	V3	Vmax
1	2:50.358		142	30.290	168	37.970	243			10	1:36.404	35.114	173	26.653	188	34.637	251	236
2	1:42.682	37.668	167	28.301	173	36.713	244	217		11	2:02.465	55.852	124	30.399	153	36.214	244	230
3	1:39.626	36.477	164	27.455	186	35.694	247	217		12	1:35.831	34.796	172	26.628	197	34.407	249	240
4	1:38.680	35.702	169	27.327	181	35.651	249	224		13	1:38.779	34.770	182	28.759	183	35.250	246	235
5	1:44.188	39.865	161	27.859	181	36.464	234	232		14	1:35.827	34.670	172	26.695	200	34.462	249	234
6	1:55.855	38.180	145	28.433	179			216		15	1:35.783	34.517	173	26.471	191	34.795	250	241
7	4:31.942	3:26.190	150	28.938	169	36.814	246			16	1:35.939	34.852	168	26.536	188	34.551	249	231
8	1:37.522	35.541	166	26.908	194	35.073	247	227		17	2:23.511	41.167	143	48.219	136			226
9	1:36.923	35.230	174	26.731	188	34.962	247	233										

12 Xavi Forés , Ducati 1199 Panigale R SBK / ESP										theoretical besttime: 1:31.501								
Lap	Time	S1	V1	S2	V2	S3	V3	Vmax		Lap	Time	S1	V1	S2	V2	S3	V3	Vmax
1	2:33.999		155	28.445	175	35.248	248			9	1:33.255	33.328	175	25.842	197	34.085	247	246
2	1:36.521	34.998	168	26.688	193	34.835	246	233		10	2:02.950	41.152	118	30.929	164			236
3	1:34.552	34.874	169	25.982	194	33.696	250	215		11	7:13.859	6:12.662	163	27.254	199	33.943	247	
4	1:35.370	35.125	171	26.696	192	33.549	247	229		12	1:33.816	33.684	168	26.517	192	33.615	249	240
5	1:33.512	33.625	167	26.517	199	33.370	247	245		13	1:32.916	34.407	177	25.552	212	32.957	250	224
6	1:33.632	33.513	174	25.947	184	34.172	247	240		14	1:34.532	34.824	170	25.763	202	33.945	252	238
7	1:31.714	33.169	177	25.502	211	33.043	246	252		15	1:32.134	33.533	183	25.551	214	33.050	245	251
8	1:31.659	33.124	181	25.420	212	33.115	247	249		16	2:32.532	43.977	122	53.373	149			222

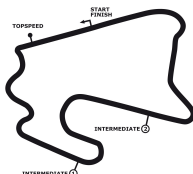
13 Ville Valtonen , Kawasaki ZX-10R SST / FIN										theoretical besttime: 1:36.057								
Lap	Time	S1	V1	S2	V2	S3	V3	Vmax		Lap	Time	S1	V1	S2	V2	S3	V3	Vmax
1	9:11.974		59	35.498	156	39.306	236			9	1:37.498	34.757	160	27.557	181	35.184	244	247
2	1:45.093	38.990	146	29.387	182	36.716	243	212		10	1:48.001	35.494	158	32.019	110	40.488	245	231
3	1:41.105	36.679	161	28.369	190	36.057	244	230		11	1:37.339	34.948	167	27.328	188	35.063	246	236
4	1:40.662	36.781	162	27.825	189	36.056	243	209		12	1:48.450	35.867	161	36.339	108	36.244	246	235
5	1:39.596	36.013	164	27.530	181	36.053	244	232		13	1:37.033	34.909	162	27.204	194	34.920	246	240
6	1:38.236	35.588	164	27.213	195	35.435	244	233		14	1:36.106	34.683	166	27.044	197	34.379	247	237
7	1:38.362	35.495	160	27.334	187	35.533	244	234		15	2:05.783	40.962	123	31.575	145			220
8	1:38.406	36.204	168	26.995	189	35.207	246	236										

DTM Lausitzring

Lausitzring, length 3240 m

12. - 14.09.2014

SUPERBIKE IDM



DMSB-Reg.No.: S-21/14

Lap Analysis qualifying 2, 13.09.2014

20 Alex Phillis , Kawasaki ZX-10R SST / AUS										theoretical besttime: 1:37.353								
Lap	Time	S1	V1	S2	V2	S3	V3	Vmax		Lap	Time	S1	V1	S2	V2	S3	V3	Vmax
1	2:23.666		131	32.446	144	39.071	240			9	1:56.900	36.709	160	31.392	165			225
2	1:44.694	38.860	146	29.252	167	36.582	242	205		10	5:41.007	4:34.917	159	29.587	170	36.503	242	229
3	1:42.155	36.923	155	28.405	162	36.827	240	214		11	1:40.649	36.515	163	28.123	180	36.011	243	229
4	1:41.701	36.765	159	28.395	163	36.541	243	212		12	1:38.449	35.347	167	27.343	175	35.759	242	233
5	1:40.755	36.590	162	27.946	170	36.219	245	224		13	1:38.753	35.378	159	27.537	180	35.838	243	233
6	1:40.681	36.973	159	27.692	175	36.016	240	218		14	1:37.711	35.128	169	27.151	178	35.432	242	231
7	1:39.576	36.095	161	27.552	171	35.929	243	228		15	1:37.410	35.069	171	26.852	179	35.489	241	240
8	1:40.053	36.029	161	27.904	173	36.120	243	226		16	2:25.553	58.678	125	33.077	153			222

22 Leon Bovee , BMW S 1000 RR SST / NLD										theoretical besttime: 1:37.326								
Lap	Time	S1	V1	S2	V2	S3	V3	Vmax		Lap	Time	S1	V1	S2	V2	S3	V3	Vmax
1	2:42.752		140	30.055	164	37.671	242			10	1:38.244	35.631	164	27.424	190	35.189	242	244
2	1:43.866	37.864	158	28.779	160	37.223	243	217		11	1:38.090	35.622	168	27.239	190	35.229	243	234
3	1:42.464	37.591	150	28.513	185	36.360	242	211		12	1:37.760	35.767	170	27.059	199	34.934	243	232
4	1:40.963	36.680	160	28.168	187	36.115	241	227		13	1:37.594	35.606	170	27.123	199	34.865	244	237
5	1:40.568	36.397	157	28.171	186	36.000	243	244		14	1:37.936	35.827	169	27.013	201	35.096	244	232
6	1:39.461	36.365	157	27.707	187	35.389	243	231		15	2:12.199	35.567	176	26.894	203			236
7	1:39.290	36.012	166	27.672	186	35.606	241	233		16	3:08.211	1:51.894	124	35.735	148	40.582	241	
8	1:39.437	36.190	163	27.583	186	35.664	243	227		17	1:45.564	39.400	149	29.225	185	36.939	237	223
9	1:38.489	36.357	175	27.037	193	35.095	244	230		18	2:29.525	39.177	120	56.589	165			219

25 Matej Smrz , Yamaha YZF-R1 SBK / CZE										theoretical besttime:								
Lap	Time	S1	V1	S2	V2	S3	V3	Vmax		Lap	Time	S1	V1	S2	V2	S3	V3	Vmax
1	2:34.855		148	28.454	174	35.692	246											

34 Chris Burri , Kawasaki ZX-10R SST / CHE										theoretical besttime: 1:37.457								
Lap	Time	S1	V1	S2	V2	S3	V3	Vmax		Lap	Time	S1	V1	S2	V2	S3	V3	Vmax
1	7:00.095		144	31.021	165	38.618	238			9	2:54.853	1:50.827	162	27.550	192	36.476	243	
2	1:45.035	38.751	157	28.754	176	37.530	243	221		10	1:39.482	36.293	166	27.171	182	36.018	243	237
3	1:44.852	38.112	149	29.604	173	37.136	243	213		11	1:39.824	36.297	172	27.316	177	36.211	243	241
4	1:41.572	37.437	168	27.561	178	36.574	243	220		12	1:37.864	35.363	165	26.918	185	35.583	243	245
5	1:40.616	36.588	172	27.510	185	36.518	242	236		13	1:38.294	35.992	170	26.692	181	35.610	242	237
6	1:41.401	36.687	160	27.999	176	36.715	241	234		14	1:37.592	35.284	173	26.827	182	35.481	244	245
7	1:39.852	36.424	168	27.174	188	36.254	241	234		15	2:18.474	53.297	79	31.641	159			230
8	1:51.778	36.603	163	27.519	179			243										

36 Marc Neumann , BMW S 1000 RR SST / DEU										theoretical besttime: 1:39.384								
Lap	Time	S1	V1	S2	V2	S3	V3	Vmax		Lap	Time	S1	V1	S2	V2	S3	V3	Vmax
1	1:57.571		134	32.051	143	40.162	235			10	4:43.810	3:37.366	145	28.784	171	37.660	238	
2	1:47.148	39.165	144	29.616	166	38.367	238	202		11	1:48.456	37.162	157	30.867	141	40.427	243	207
3	1:46.457	38.533	140	29.526	156	38.398	241	206		12	1:40.994	36.349	152	28.059	173	36.586	244	210
4	1:44.254	38.348	142	28.828	169	37.078	242	205		13	1:39.856	36.311	149	27.807	177	35.738	245	218
5	1:43.113	37.620	141	28.650	178	36.843	242	201		14	1:40.138	36.094	153	27.552	177	36.492	242	220
6	1:43.291	37.199	147	28.818	164	37.274	240	207		15	1:40.576	36.783	157	27.577	171	36.216	242	209
7	1:40.834	36.758	155	27.660	175	36.416	242	200		16	1:40.657	36.702	157	27.693	170	36.262	241	212
8	1:41.837	37.158	151	27.777	177	36.902	243	218		17	2:28.517	39.646	126	52.473	132			215
9	1:56.623	37.650	148	29.171	172			217										

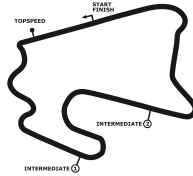
44 Danny De Boer , Honda CBR 1000-RR SP SBK / NLD										theoretical besttime: 1:36.050								
Lap	Time	S1	V1	S2	V2	S3	V3	Vmax		Lap	Time	S1	V1	S2	V2	S3	V3	Vmax
1	2:28.945		146	29.728	174	37.212	242			9	1:37.642	35.437	180	26.854	190	35.351	242	236
2	1:41.414	37.028	170	27.950	187	36.436	244	223		10	1:36.391	34.764	180	26.721	196	34.906	245	239
3	1:40.537	36.482	163	27.979	179	36.076	247	216		11	1:36.795	35.053	176	26.650	197	35.092	244	238
4	1:54.909	38.631	147	29.216	178			209		12	2:01.845	42.478	102	41.169	101	38.198	244	237
5	5:39.762	4:30.102	151	30.626	160	39.034	244			13	1:36.746	35.250	180	26.560	193	34.936	245	234
6	1:40.064	36.438	174	27.470	185	36.156	244	222		14	1:36.420	35.108	181	26.540	195	34.772	245	238
7	1:38.046	35.777	175	26.937	186	35.332	243	229		15	1:36.880	34.738	175	26.683	187	35.459	248	238
8	1:38.006	35.423	167	27.149	185	35.434	243	240		16	1:56.866	38.536	155	28.662	177			227

DTM Lausitzring

Lausitzring, length 3240 m

12. - 14.09.2014

SUPERBIKE IDM



Lap Analysis qualifying 2, 13.09.2014

DMSB-Reg.No.: S-21/14

47 Marc Buchner , Suzuki GSX-R 1000 SBK / DEU										theoretical besttime: 1:37.693								
Lap	Time	S1	V1	S2	V2	S3	V3	Vmax		Lap	Time	S1	V1	S2	V2	S3	V3	Vmax
1	1:56.116		151	31.242	155	39.348	230			10	3:26.305	2:16.809	168	31.463	180	38.033	238	
2	1:45.084	38.647	152	28.556	181	37.881	232	208		11	1:38.724	35.782	174	27.322	195	35.620	240	226
3	1:42.196	36.971	160	28.543	185	36.682	237	208		12	1:39.918	36.940	173	27.147	194	35.831	240	236
4	1:40.852	36.394	169	27.985	186	36.473	240	223		13	1:38.706	35.791	168	27.379	191	35.536	240	229
5	1:43.473	39.418	164	27.934	180	36.121	238	240		14	1:38.583	35.470	169	27.403	190	35.710	240	227
6	1:41.076	36.122	155	28.529	188	36.425	240	219		15	1:37.807	35.104	174	27.053	196	35.650	239	243
7	1:40.200	35.947	177	28.000	190	36.253	238	223		16	1:50.657	42.486	152	32.284	182	35.887	243	229
8	1:38.522	35.345	167	27.384	191	35.793	240	241		17	1:38.378	35.527	166	27.281	181	35.570	241	222
9	1:57.615	40.588	156	29.194	169			248		18	1:54.956	39.263	155	28.835	157			221

48 Dominik Vincon , BMW S 1000 RR SST / DEU										theoretical besttime: 1:34.654								
Lap	Time	S1	V1	S2	V2	S3	V3	Vmax		Lap	Time	S1	V1	S2	V2	S3	V3	Vmax
1	2:24.356		155	30.164	177	38.002	237			10	1:43.211	35.672	185	29.826	154	37.713	241	258
2	1:40.167	37.445	175	27.463	198	35.259	241	222		11	1:38.897	35.822	173	27.299	197	35.776	242	247
3	1:38.846	36.087	180	27.024	191	35.735	242	254		12	1:37.281	35.255	182	26.657	201	35.369	242	257
4	1:39.680	37.212	173	27.003	185	35.465	243	250		13	1:37.404	35.013	178	26.903	207	35.488	242	256
5	1:38.076	35.613	175	26.797	188	35.666	244	244		14	1:36.488	34.738	177	26.685	205	35.065	243	251
6	1:38.953	35.703	172	27.222	197	36.028	242	254		15	1:55.969	34.976	173	32.183	130			250
7	1:38.173	35.458	175	26.762	193	35.953	242	252		16	2:57.666	1:53.969	158	28.855	191	34.842	244	
8	1:37.486	35.292	181	26.563	211	35.631	242	252		17	1:34.654	34.245	185	26.079	217	34.330	245	260
9	1:41.152	38.919	172	26.918	205	35.315	243	257		18	3:06.815	1:18.094	85	50.093	124			254

50 Damian Cudlin , Kawasaki ZX-10R SBK / AUS										theoretical besttime: 1:32.721								
Lap	Time	S1	V1	S2	V2	S3	V3	Vmax		Lap	Time	S1	V1	S2	V2	S3	V3	Vmax
1	2:06.679		142	31.609	160	37.792	235			9	1:35.133	34.890	171	26.174	195	34.069	245	215
2	1:41.680	38.091	153	28.093	182	35.496	243	197		10	1:33.810	33.905	172	26.123	195	33.782	244	242
3	1:40.679	36.273	159	28.070	168	36.336	241	208		11	1:37.617	33.762	184	29.468	172	34.387	244	234
4	1:37.410	35.536	170	27.187	188	34.687	244	228		12	1:33.687	33.849	174	26.210	196	33.628	245	238
5	1:37.830	34.961	169	27.413	173	35.456	244	226		13	1:32.894	33.728	177	25.740	200	33.426	244	233
6	1:50.778	35.189	160	29.948	180			225		14	1:34.827	33.653	167	26.904	187	34.270	244	244
7	7:31.479	6:27.689	147	28.298	182	35.492	237			15	1:32.950	33.633	174	25.969	205	33.348	246	239
8	1:38.562	35.910	163	27.160	190	35.492	243	205		16	2:00.867	38.520	133	30.890	152			227

57 Lorenzo Lanzi , Ducati 1199 Panigale R SBK / ITA										theoretical besttime: 1:32.885								
Lap	Time	S1	V1	S2	V2	S3	V3	Vmax		Lap	Time	S1	V1	S2	V2	S3	V3	Vmax
1	3:03.497		155	28.568	181	36.087	241			8	1:34.415	34.562	172	26.242	202	33.611	246	244
2	1:37.211	35.323	165	26.935	193	34.953	242	249		9	1:33.672	33.980	169	25.854	207	33.838	247	252
3	1:35.566	34.952	168	26.246	209	34.368	244	237		10	1:35.091	34.037	169	25.929	217	35.125	245	248
4	1:35.398	34.455	174	26.293	195	34.650	247	246		11	1:33.117	33.946	169	25.766	211	33.405	247	241
5	1:35.004	35.075	168	26.155	200	33.774	246	235		12	1:34.272	34.004	162	25.901	192	34.367	251	251
6	1:50.791	39.285	160	27.105	194			261		13	1:33.146	33.734	165	25.746	200	33.666	248	247
7	10:15.009	9:14.094	164	26.741	198	34.174	246			14	2:27.701	44.099	89	52.822	181			223

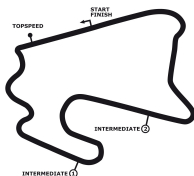
67 Mark Albrecht , BMW S 1000 RR SST / DEU										theoretical besttime: 1:39.524								
Lap	Time	S1	V1	S2	V2	S3	V3	Vmax		Lap	Time	S1	V1	S2	V2	S3	V3	Vmax
1	2:57.638		134	30.605	166	37.810	239			8	2:10.140	39.119	109	35.514	123			231
2	1:44.154	38.374	156	29.066	162	36.714	243	213		9	9:38.796	8:33.200	150	28.489	184	37.107	240	
3	1:40.389	36.975	158	27.609	185	35.805	242	217		10	1:43.553	37.383	159	28.917	161	37.253	239	216
4	1:39.708	36.734	165	27.297	182	35.677	243	224		11	1:41.836	37.605	160	27.840	180	36.391	242	217
5	1:39.951	36.765	161	27.648	186	35.538	242	228		12	1:40.720	36.967	164	27.698	183	36.055	243	224
6	1:40.543	36.875	159	27.644	180	36.024	241	228		13	1:40.401	36.689	164	27.590	180	36.122	243	234
7	1:40.007	36.767	164	27.484	186	35.756	242	225		14	2:48.714	50.278	88	54.747	135			218

DTM Lausitzring

Lausitzring, length 3240 m

12. - 14.09.2014

SUPERBIKE IDM



Lap Analysis qualifying 2, 13.09.2014

DMSB-Reg.No.: S-21/14

69 Lucy Glöckner , BMW HP4 SST / DEU

theoretical besttime: 1:34.414

Lap	Time	S1	V1	S2	V2	S3	V3	Vmax	Lap	Time	S1	V1	S2	V2	S3	V3	Vmax
1	2:25.065		147	30.125	161	38.031	244		10	2:01.217	41.727	148	30.684	156			253
2	1:41.847	37.963	153	28.095	171	35.789	246	220	11	3:28.350	2:25.113	162	27.835	187	35.402	246	
3	1:37.932	35.609	175	27.232	190	35.091	247	241	12	1:36.773	35.042	175	26.919	197	34.812	247	245
4	1:38.412	35.953	165	27.196	189	35.263	247	242	13	1:35.954	34.648	178	26.440	198	34.866	248	251
5	1:40.135	35.820	175	28.935	193	35.380	246	240	14	1:35.706	34.432	170	26.989	196	34.285	246	250
6	1:38.457	35.348	171	26.936	191	36.173	244	244	15	1:34.614	34.215	184	26.193	201	34.206	247	255
7	1:36.615	35.306	177	26.598	195	34.711	248	236	16	1:34.854	34.578	183	26.086	198	34.190	246	247
8	1:39.917	35.338	181	29.081	182	35.498	246	251	17	1:34.846	34.609	175	26.124	199	34.113	247	256
9	1:36.302	35.005	173	26.837	193	34.460	246	242	18	1:59.764	38.555	138	29.283	168			255

76 Max Neukirchner , Ducati 1199 Panigale R SBK / DEU

theoretical besttime: 1:32.688

Lap	Time	S1	V1	S2	V2	S3	V3	Vmax	Lap	Time	S1	V1	S2	V2	S3	V3	Vmax
1	3:33.585		156	28.297	178	36.353	241		9	6:28.821	5:27.549	161	26.817	181	34.455	246	
2	1:36.173	34.923	164	26.580	184	34.670	242	239	10	1:33.613	34.013	164	26.035	199	33.565	246	237
3	1:35.498	34.840	166	26.205	192	34.453	242	232	11	1:33.096	33.665	171	25.852	201	33.579	244	243
4	1:34.590	34.603	165	26.189	195	33.798	246	229	12	1:33.065	33.435	171	25.826	193	33.804	246	239
5	1:45.335	37.945	127	31.194	170	36.196	240	239	13	1:32.918	33.573	166	25.918	199	33.427	246	242
6	1:34.415	34.192	168	26.220	196	34.003	244	239	14	1:34.854	35.493	163	26.218	197	33.883	247	249
7	1:33.730	33.938	171	25.870	195	33.922	246	247	15	1:33.431	33.940	168	25.973	197	33.518	245	242
8	1:46.966	36.316	160	26.432	193			245	16	2:13.684	38.004	139	42.584	159			247

77 Erwan Nigon , Suzuki GSX-R 1000 SBK / FRA

theoretical besttime: 1:33.329

Lap	Time	S1	V1	S2	V2	S3	V3	Vmax	Lap	Time	S1	V1	S2	V2	S3	V3	Vmax
1	1:55.634		139	31.912	165	39.494	232		9	1:35.778	34.670	177	26.995	191	34.113	246	231
2	1:42.408	38.399	162	27.940	182	36.069	238	210	10	1:35.295	34.255	172	26.810	194	34.230	244	244
3	1:37.667	35.697	165	27.424	190	34.546	241	215	11	1:33.329	33.490	170	26.061	205	33.778	244	245
4	1:34.952	33.978	173	26.745	190	34.229	244	242	12	1:34.415	34.179	174	26.201	203	34.035	244	250
5	1:34.853	34.085	173	26.415	193	34.353	245	242	13	1:37.157	36.067	178	26.891	198	34.199	244	254
6	1:49.423	34.659	166	28.259	180			227	14	1:35.694	33.806	182	27.011	185	34.877	245	235
7	7:15.718	6:06.689	152	28.657	175	40.372	215		15	1:35.747	35.097	177	26.346	193	34.304	245	241
8	1:44.777	42.883	174	27.200	185	34.694	244	218	16	2:00.409	38.269	142	32.140	150			219

91 Bastien Mackels , BMW S 1000 RR SBK / BEL

theoretical besttime: 1:33.689

Lap	Time	S1	V1	S2	V2	S3	V3	Vmax	Lap	Time	S1	V1	S2	V2	S3	V3	Vmax
1	2:24.803		146	30.209	164	38.115	248		9	1:37.255	35.830	171	26.893	184	34.532	253	217
2	1:41.439	37.774	156	28.195	175	35.470	255	209	10	1:35.693	34.831	174	26.473	188	34.389	250	232
3	1:37.760	35.431	169	27.097	184	35.232	254	231	11	1:35.360	34.704	174	26.428	195	34.228	251	222
4	1:37.717	35.723	170	27.041	186	34.953	253	233	12	1:35.301	34.537	181	26.483	194	34.281	252	231
5	1:38.399	36.007	165	27.140	188	35.252	252	222	13	1:44.087	34.652	176	26.640	191			228
6	1:51.146	35.708	161	27.536	191			232	14	3:01.137	1:59.299	161	27.289	179	34.549	253	
7	5:03.441	3:56.266	154	30.916	175	36.259	252		15	1:33.689	34.168	176	25.913	192	33.608	254	230
8	1:37.435	35.357	173	27.059	192	35.019	252	228	16	2:06.657	42.730	133	32.711	152			239

92 Daniel Kartheininger , Honda CBR 1000-RR SP SBK / DEU

theoretical besttime: 1:38.526

Lap	Time	S1	V1	S2	V2	S3	V3	Vmax	Lap	Time	S1	V1	S2	V2	S3	V3	Vmax
1	3:41.044		118	41.236	115	41.757	231		9	1:43.538	38.196	139	28.624	165	36.718	240	193
2	1:48.938	40.323	134	30.363	153	38.252	238	188	10	1:41.384	36.958	150	27.991	171	36.435	241	211
3	1:44.117	38.455	141	28.705	167	36.957	240	210	11	1:41.589	36.770	146	28.040	171	36.779	239	224
4	1:43.555	38.102	136	28.554	173	36.899	239	209	12	1:42.037	37.489	147	28.279	173	36.269	238	208
5	1:44.816	37.265	150	28.032	179	39.519	241	215	13	1:40.458	36.754	151	27.503	178	36.201	240	217
6	1:42.707	37.806	150	28.159	164	36.742	240	203	14	1:38.963	35.925	156	27.282	181	35.756	241	229
7	2:08.919	36.929	142	32.343	109			222	15	1:38.712	35.699	162	27.071	184	35.942	241	237
8	5:10.854	4:00.893	123	31.140	149	38.821	236		16	2:17.294	44.575	117	33.907	131			206