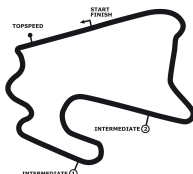


# DTM Lausitzring

Lausitzring, length 3240 m

12. - 14.09.2014

SUPERBIKE IDM



DMSB-Reg.No.: S-21/14

## Lap Analysis free practice 2, 12.09.2014

1 Markus Reiterberger , BMW S 1000 RR SBK / DEU										theoretical besttime: 1:21.505								
Lap	Time	S1	V1	S2	V2	S3	V3	Vmax		Lap	Time	S1	V1	S2	V2	S3	V3	Vmax
1	3:37.339		159	28.753	183	35.154	247			10	1:25.562	32.180	192	23.708	243	29.674	260	<b>276</b>
2	1:32.929	34.216	160	26.167	186	32.546	248	264		11	1:31.843	29.892	192	23.181	229			275
3	1:28.565	32.142	189	25.692	218	30.731	255	262		12	4:03.683	3:08.956	162	24.605	237	30.122	258	
4	1:37.516	31.272	193	26.176	230			270		13	1:22.817	30.236	193	23.002	245	29.579	258	273
5	3:38.033	2:40.060	173	26.545	223	31.428	252			14	<b>1:21.844</b>	29.741	195	<b>22.911</b>	249	<b>29.192</b>	260	273
6	1:25.392	31.142	182	24.154	240	30.096	255	269		15	1:22.349	29.419	198	23.214	<b>252</b>	29.716	260	275
7	1:24.028	30.309	187	24.064	245	29.655	<b>260</b>	271		16	1:25.369	<b>29.402</b>	<b>202</b>	26.053	238	29.914	258	275
8	1:23.682	30.274	189	23.895	245	29.513	258	274		17	1:37.939	32.687	157	24.536	236			272
9	1:23.125	29.848	191	23.763	248	29.514	260	273										

7 Marco Nekvasil , BMW S 1000 RR SST / AUT										theoretical besttime: 1:25.232								
Lap	Time	S1	V1	S2	V2	S3	V3	Vmax		Lap	Time	S1	V1	S2	V2	S3	V3	Vmax
1	2:33.566		117	40.067	116					9	1:26.552	31.176	193	24.018	237	31.358	252	270
2	2:29.239	1:15.489	135	35.526	172	38.224	245			10	1:30.254	33.319	148	25.593	222	31.342	254	270
3	2:00.298	39.958	135	28.745	197			212		11	1:26.004	31.052	183	24.114	239	30.838	255	270
4	7:11.876	6:10.698	154	27.326	205	33.852	250			12	1:25.466	30.882	<b>196</b>	23.782	237	<b>30.802</b>	254	<b>272</b>
5	1:32.627	34.532	184	25.485	229	32.610	251	247		13	<b>1:25.381</b>	<b>30.762</b>	190	<b>23.668</b>	<b>242</b>	30.951	257	272
6	1:31.877	33.779	195	25.750	217	32.348	254	260		14	1:28.123	31.404	182	24.405	216	32.314	<b>258</b>	272
7	1:29.255	32.782	186	24.746	233	31.727	253	257		15	1:34.164	35.875	124	26.101	229	32.188	249	267
8	1:27.871	32.137	192	24.337	238	31.397	252	269		16	1:55.915	36.675	147	26.958	183			238

9 Stefan Nebel , BMW HP4 SBK / DEU										theoretical besttime: 1:24.133								
Lap	Time	S1	V1	S2	V2	S3	V3	Vmax		Lap	Time	S1	V1	S2	V2	S3	V3	Vmax
1	3:28.059		119	32.000	143	37.385	240			9	4:01.166	3:03.444	166	26.422	201	31.300	257	
2	1:54.185	37.902	131	28.406	185			199		10	1:25.808	31.214	188	23.977	230	30.617	256	271
3	5:25.262	4:23.504	155	28.372	188	33.386	250			11	1:25.469	30.761	<b>191</b>	24.078	230	30.630	257	271
4	1:35.140	34.153	139	28.801	206	32.186	254	257		12	1:27.413	30.951	177	24.562	222	31.900	256	<b>274</b>
5	1:29.144	32.465	176	25.038	217	31.641	254	265		13	1:24.778	30.666	185	23.858	228	30.254	257	271
6	1:28.251	32.071	176	24.872	218	31.308	255	264		14	<b>1:24.184</b>	<b>30.491</b>	190	23.598	235	<b>30.095</b>	257	272
7	1:27.808	31.803	172	24.825	222	31.180	256	271		15	1:24.264	30.562	185	<b>23.547</b>	<b>238</b>	30.155	<b>258</b>	273
8	1:38.798	31.742	173	24.555	223			271		16	1:43.681	32.578	154	25.501	197			270

12 Xavi Forès , Ducati 1199 Panigale R SBK / ESP										theoretical besttime: 1:22.735								
Lap	Time	S1	V1	S2	V2	S3	V3	Vmax		Lap	Time	S1	V1	S2	V2	S3	V3	Vmax
1	9:34.772		130	29.412	197	34.674	243			7	5:28.808	4:33.427	175	24.791	237	30.590	255	
2	1:29.756	33.059	175	25.408	226	31.289	255	236		8	1:24.350	30.726	193	23.662	245	29.962	257	269
3	1:32.392	36.694	177	25.015	237	30.683	256	269		9	1:25.902	32.726	192	23.407	<b>246</b>	29.769	257	<b>272</b>
4	1:24.841	30.858	186	24.017	242	29.966	257	269		10	<b>1:22.735</b>	<b>29.870</b>	<b>198</b>	<b>23.208</b>	241	<b>29.657</b>	258	271
5	1:27.109	31.319	165	24.352	215	31.438	<b>259</b>	269		11	1:28.716	32.900	136	25.224	224	30.592	257	267
6	1:44.213	33.407	112	27.532	209			265		12	1:38.067	30.072	185	23.901	240			272

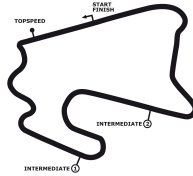
13 Ville Valtonen , Kawasaki ZX-10R SST / FIN										theoretical besttime: 1:26.259								
Lap	Time	S1	V1	S2	V2	S3	V3	Vmax		Lap	Time	S1	V1	S2	V2	S3	V3	Vmax
1	3:50.228		117	34.201	127	41.959	201			10	1:27.073	<b>31.398</b>	<b>180</b>	24.463	<b>229</b>	31.212	249	<b>258</b>
2	1:42.815	38.515	132	28.738	178	35.562	236	182		11	1:54.539	34.174	129	28.760	150			226
3	2:00.734	36.858	128	34.104	119			217		12	3:28.638	2:24.790	152	27.369	155	36.479	249	
4	3:21.518	2:20.072	133	27.469	188	33.977	246			13	1:28.166	31.993	176	24.661	219	31.512	249	244
5	1:32.926	34.117	157	25.831	199	32.978	248	217		14	1:26.857	31.418	177	24.229	224	31.210	249	258
6	1:30.854	33.265	161	25.165	212	32.424	247	233		15	1:27.907	31.666	169	24.291	216	31.950	<b>252</b>	257
7	1:29.357	32.725	161	24.804	219	31.828	247	249		16	<b>1:26.552</b>	31.691	177	<b>23.907</b>	219	<b>30.954</b>	251	255
8	1:33.931	32.769	171	26.876	145	34.286	249	245		17	1:45.861	33.260	160	25.755	195			222
9	1:27.963	31.979	173	24.576	223	31.408	249	254										

# DTM Lausitzring

Lausitzring, length 3240 m

12. - 14.09.2014

SUPERBIKE IDM



DMSB-Reg.No.: S-21/14

## Lap Analysis free practice 2, 12.09.2014

**20 Alex Phillis , Kawasaki ZX-10R SST / AUS**

**theoretical besttime: 1:25.037**

Lap	Time	S1	V1	S2	V2	S3	V3	Vmax	Lap	Time	S1	V1	S2	V2	S3	V3	Vmax
1	2:47.771		115	30.265	155	39.826	226		10	1:25.778	30.999	188	23.884	<b>235</b>	30.895	250	263
2	1:39.229	38.036	137	26.800	184	34.393	241	185	11	1:41.162	31.332	184	24.191	207			264
3	1:37.435	34.553	179	30.314	207	32.568	249	226	12	5:21.643	4:25.907	189	24.399	214	31.337	249	
4	1:31.230	33.436	152	25.579	206	32.215	250	229	13	1:25.578	30.914	174	23.969	220	30.695	<b>252</b>	265
5	1:29.135	32.570	187	25.021	214	31.544	251	255	14	1:25.500	30.921	171	24.004	230	<b>30.575</b>	250	266
6	1:27.912	31.588	167	24.798	210	31.526	251	<b>267</b>	15	1:25.481	<b>30.752</b>	185	23.960	222	30.769	250	265
7	1:28.297	32.256	182	24.463	218	31.578	249	255	16	1:25.706	30.997	<b>192</b>	23.921	221	30.788	251	266
8	1:27.783	31.510	180	24.725	223	31.548	248	262	17	<b>1:25.338</b>	31.002	177	<b>23.710</b>	222	30.626	252	267
9	1:27.795	31.893	182	24.480	212	31.422	251	262	18	1:50.059	36.577	150	26.126	181			228

**22 Leon Bovee , BMW S 1000 RR SST / NLD**

**theoretical besttime: 1:24.879**

Lap	Time	S1	V1	S2	V2	S3	V3	Vmax	Lap	Time	S1	V1	S2	V2	S3	V3	Vmax
1	3:44.843		124	32.166	166	37.389	239		9	1:33.091	37.323	167	24.834	242	30.934	249	261
2	1:41.414	37.310	156	28.568	196	35.536	243	231	10	1:25.443	30.928	187	24.040	239	30.475	250	265
3	1:34.346	34.471	167	26.631	215	33.244	248	253	11	1:41.786	45.779	193	25.006	232	31.001	251	<b>268</b>
4	1:39.914	40.305	181	26.187	220	33.422	248	262	12	1:25.198	30.941	198	23.873	240	30.384	251	265
5	1:31.057	33.101	175	25.741	221	32.215	248	250	13	1:26.127	31.303	<b>199</b>	24.228	238	30.596	250	267
6	1:28.877	32.500	176	24.972	237	31.405	249	248	14	<b>1:24.902</b>	30.687	193	<b>23.834</b>	236	<b>30.381</b>	251	266
7	1:26.518	31.421	182	24.323	<b>242</b>	30.774	249	265	15	1:43.377	<b>30.664</b>	197	25.160	192			267
8	1:38.853	43.237	180	24.848	238	30.768	<b>251</b>	262									

**25 Matej Smrz , Yamaha YZF-R1 SBK / CZE**

**theoretical besttime: 1:23.614**

Lap	Time	S1	V1	S2	V2	S3	V3	Vmax	Lap	Time	S1	V1	S2	V2	S3	V3	Vmax
1	3:19.311		151	29.704	172	35.637	241		10	1:41.178	32.724	172	25.168	222			265
2	1:34.462	34.832	182	26.742	210	32.888	242	213	11	5:01.958	4:04.208	165	26.009	214	31.741	249	
3	1:30.457	32.951	179	25.593	219	31.913	250	252	12	1:25.638	30.957	182	24.171	233	30.510	251	267
4	1:29.775	32.523	171	25.597	227	31.655	250	260	13	1:24.496	30.803	<b>196</b>	23.524	237	30.169	253	270
5	1:28.737	32.356	173	25.049	227	31.332	248	260	14	1:24.113	<b>30.342</b>	184	23.695	<b>241</b>	<b>30.076</b>	<b>254</b>	270
6	1:28.539	31.786	174	24.779	230	31.974	248	254	15	<b>1:23.757</b>	30.413	193	<b>23.196</b>	241	30.148	253	271
7	1:26.604	30.992	187	24.563	232	31.049	250	267	16	1:26.500	31.814	181	24.212	229	30.474	254	<b>273</b>
8	1:25.441	31.077	187	24.009	230	30.355	249	262	17	1:34.518	37.214	151	26.263	226	31.041	240	270
9	1:25.076	30.643	188	23.831	225	30.602	251	266	18	1:55.449	39.471	123	27.012	183			220

**34 Chris Burri , Kawasaki ZX-10R SST / CHE**

**theoretical besttime: 1:25.226**

Lap	Time	S1	V1	S2	V2	S3	V3	Vmax	Lap	Time	S1	V1	S2	V2	S3	V3	Vmax
1	2:02.648		122	33.324	155	41.288	225		10	1:28.212	32.195	178	24.873	219	31.144	249	260
2	1:45.255	38.624	156	28.667	175	37.964	242	210	11	1:27.212	31.357	187	24.642	222	31.213	<b>250</b>	264
3	1:39.104	36.158	167	27.555	188	35.391	245	228	12	1:50.297	52.021	173	26.264	207	32.012	250	264
4	1:35.515	35.128	175	26.750	201	33.637	248	234	13	1:38.619	31.667	187	24.819	220			<b>265</b>
5	1:34.970	35.870	176	25.990	200	33.110	246	235	14	5:45.368	4:48.884	176	25.089	222	31.395	249	
6	1:35.092	33.588	<b>190</b>	28.357	195	33.147	248	251	15	<b>1:25.690</b>	31.090	182	23.995	<b>230</b>	<b>30.605</b>	250	262
7	1:30.689	33.249	166	25.415	201	32.025	248	242	16	1:26.049	<b>30.763</b>	183	23.878	225	31.408	250	265
8	1:29.380	32.444	173	25.121	211	31.815	248	255	17	1:26.361	31.855	186	<b>23.858</b>	221	30.648	249	262
9	1:28.846	32.135	173	24.967	216	31.744	247	258	18	1:40.902	31.459	181	24.268	206			261

**36 Marc Neumann , BMW S 1000 RR SST / DEU**

**theoretical besttime: 1:27.235**

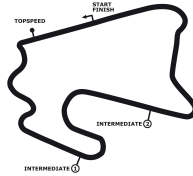
Lap	Time	S1	V1	S2	V2	S3	V3	Vmax	Lap	Time	S1	V1	S2	V2	S3	V3	Vmax
1	2:03.255		124	34.108	152	40.892	217		11	1:30.328	32.918	173	25.264	203	32.146	249	250
2	1:46.918	39.531	124	30.113	187	37.274	236	210	12	1:30.167	32.546	163	25.462	200	32.159	249	239
3	1:42.135	37.779	134	28.688	192	35.668	241	198	13	1:29.289	32.592	166	25.236	206	31.461	251	254
4	1:39.165	36.173	142	27.850	199	35.142	242	222	14	1:28.444	32.281	174	24.884	219	31.279	251	242
5	1:36.893	35.549	147	27.035	198	34.309	244	237	15	1:28.488	32.324	173	24.746	217	31.418	250	249
6	1:35.756	34.933	150	27.021	205	33.802	247	234	16	1:28.030	31.790	174	24.658	212	31.582	<b>252</b>	254
7	1:33.416	34.474	159	26.021	203	32.921	248	245	17	1:27.880	31.668	167	24.653	221	31.559	251	248
8	1:32.404	33.725	163	26.004	208	32.675	248	240	18	<b>1:27.235</b>	<b>31.586</b>	<b>179</b>	<b>24.418</b>	213	<b>31.231</b>	252	<b>256</b>
9	1:31.098	33.138	162	25.738	205	32.222	249	243	19	1:27.373	31.602	172	24.540	<b>223</b>	31.231	251	251
10	1:30.493	33.028	165	25.528	213	31.937	249	250	20	1:41.537	32.211	163	25.169	211			253

# DTM Lausitzring

Lausitzring, length 3240 m

12. - 14.09.2014

SUPERBIKE IDM



DMSB-Reg.No.: S-21/14

## Lap Analysis free practice 2, 12.09.2014

**44 Danny De Boer , Honda CBR 1000-RR SP SBK / NLD** theoretical besttime: 1:23.471

Lap	Time	S1	V1	S2	V2	S3	V3	Vmax	Lap	Time	S1	V1	S2	V2	S3	V3	Vmax
1	3:33.263		126	31.237	173				8	1:25.235	30.965	191	23.824	234	30.446	253	268
2	10:37.077	9:27.023	114	35.297	180	34.757	248		9	1:33.207	30.707	<b>199</b>	31.278	220	31.222	254	269
3	1:37.845	37.077	143	28.166	202	32.602	254	217	10	1:24.755	30.700	188	23.659	234	30.396	254	270
4	1:30.045	33.628	183	24.794	220	31.623	254	241	11	1:25.659	30.695	187	23.462	223	31.502	<b>255</b>	270
5	1:28.089	32.399	187	24.640	226	31.050	253	251	12	1:23.941	30.475	194	<b>23.191</b>	223	30.275	255	<b>271</b>
6	1:26.322	31.347	191	24.150	224	30.825	253	262	13	<b>1:23.528</b>	<b>30.311</b>	196	23.248	<b>237</b>	<b>29.969</b>	255	270
7	1:25.742	31.189	192	24.016	230	30.537	254	267	14	1:43.177	33.290	154	25.672	215			266

**47 Marc Buchner , Suzuki GSX-R 1000 SBK / DEU** theoretical besttime: 1:24.686

Lap	Time	S1	V1	S2	V2	S3	V3	Vmax	Lap	Time	S1	V1	S2	V2	S3	V3	Vmax
1	2:03.433		146	31.919	151	36.908	237		11	1:26.650	31.068	192	24.413	228	31.169	247	258
2	1:39.298	37.069	172	27.648	190	34.581	242	224	12	1:26.910	31.035	186	24.789	<b>232</b>	31.086	247	261
3	1:31.194	33.350	179	25.783	213	32.061	244	257	13	1:25.643	30.623	193	24.176	231	30.844	248	264
4	1:29.583	32.091	183	25.546	213	31.946	245	258	14	1:26.438	30.940	164	24.710	226	30.788	247	262
5	1:28.541	31.800	176	25.355	225	31.386	246	260	15	1:25.860	30.781	191	24.318	228	30.761	249	260
6	1:27.605	31.389	185	25.009	225	31.207	246	262	16	1:25.480	30.664	191	24.142	228	30.674	250	262
7	1:27.208	31.493	189	24.636	227	31.079	247	261	17	1:25.035	<b>30.439</b>	192	23.980	231	30.616	<b>251</b>	264
8	1:27.098	31.361	194	24.623	221	31.114	248	260	18	1:26.610	31.817	194	24.112	232	30.681	249	248
9	1:36.812	30.956	186	24.755	221			260	19	<b>1:24.811</b>	30.564	<b>195</b>	<b>23.855</b>	229	<b>30.392</b>	251	<b>265</b>
10	3:15.732	2:17.969	165	25.957	219	31.806	245		20	1:51.875	38.288	146	26.306	212			238

**48 Dominik Vincon , BMW S 1000 RR SST / DEU** theoretical besttime: 1:24.814

Lap	Time	S1	V1	S2	V2	S3	V3	Vmax	Lap	Time	S1	V1	S2	V2	S3	V3	Vmax
1	2:02.599		136	32.780	172	39.329	238		11	1:27.318	31.881	183	24.355	231	31.082	250	267
2	1:36.176	35.475	169	26.969	217	33.732	247	248	12	1:26.571	31.082	192	23.973	228	31.516	<b>251</b>	<b>270</b>
3	1:31.778	34.550	183	24.721	228	32.507	248	265	13	1:26.078	31.620	189	23.771	<b>239</b>	<b>30.687</b>	249	270
4	1:28.871	32.478	189	24.444	227	31.949	249	267	14	1:25.944	31.462	<b>197</b>	23.493	239	30.989	249	268
5	1:27.668	31.536	190	24.414	233	31.718	247	267	15	<b>1:25.216</b>	<b>30.659</b>	191	23.669	238	30.888	249	267
6	1:27.429	31.552	193	24.067	227	31.810	247	265	16	1:25.292	30.825	193	23.755	238	30.712	249	267
7	1:27.428	31.869	184	24.426	237	31.133	249	264	17	1:25.756	31.021	194	23.588	238	31.147	251	270
8	1:26.664	31.489	196	24.004	234	31.171	249	268	18	1:25.244	30.862	196	<b>23.468</b>	232	30.914	250	270
9	1:40.193	31.505	184	24.194	236			265	19	2:06.878	34.472	153	26.362	183			263
10	4:40.800	3:45.523	186	24.245	237	31.032	249										

**50 Damian Cudlin , Kawasaki ZX-10R SBK / AUS** theoretical besttime: 1:22.842

Lap	Time	S1	V1	S2	V2	S3	V3	Vmax	Lap	Time	S1	V1	S2	V2	S3	V3	Vmax
1	2:50.353		128	31.174	167	37.870	235		9	1:29.997	33.160	173	24.698	213	32.139	251	234
2	1:40.127	37.299	156	28.723	202	34.105	246	204	10	1:25.243	31.160	190	23.850	228	30.233	252	257
3	1:33.407	34.775	166	25.954	204	32.678	247	231	11	1:23.260	<b>30.038</b>	191	23.361	238	29.861	<b>254</b>	270
4	1:30.604	33.026	164	25.623	209	31.955	249	254	12	1:53.000	54.291	125	27.233	192	31.476	254	<b>272</b>
5	1:28.116	31.946	173	24.935	213	31.235	250	260	13	1:35.813	30.367	176	23.894	230	41.552	168	266
6	1:26.239	31.204	179	24.272	226	30.763	252	267	14	1:29.940	34.723	141	24.568	211	30.649	254	170
7	1:39.955	31.221	167	24.719	199			264	15	<b>1:22.981</b>	30.177	192	<b>23.092</b>	<b>239</b>	<b>29.712</b>	254	267
8	7:05.277	6:04.694	145	27.264	182	33.319	248		16	2:10.574	30.048	<b>197</b>	55.041	170			270

**57 Lorenzo Lanzi , Ducati 1199 Panigale R SBK / ITA** theoretical besttime: 1:22.972

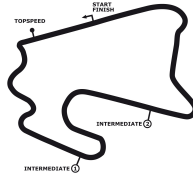
Lap	Time	S1	V1	S2	V2	S3	V3	Vmax	Lap	Time	S1	V1	S2	V2	S3	V3	Vmax
1	10:51.921		148	28.219	186	35.410	249		7	8:18.737	7:21.700	163	24.699	222	32.338	251	
2	1:29.433	32.794	169	24.894	224	31.745	251	240	8	1:24.045	30.622	<b>195</b>	23.388	234	30.035	254	266
3	1:27.297	32.028	183	24.422	236	30.847	250	268	9	<b>1:22.972</b>	<b>30.203</b>	185	<b>23.296</b>	<b>242</b>	<b>29.473</b>	254	<b>270</b>
4	1:26.228	32.047	190	23.754	236	30.427	252	258	10	1:28.281	33.778	116	24.635	236	29.868	254	264
5	1:25.606	31.009	183	23.731	223	30.866	<b>254</b>	252	11	1:46.952	35.829	124	26.763	163			251
6	1:34.301	30.724	188	23.780	232			260									

# DTM Lausitzring

Lausitzring, length 3240 m

12. - 14.09.2014

SUPERBIKE IDM



DMSB-Reg.No.: S-21/14

## Lap Analysis free practice 2, 12.09.2014

### 67 Mark Albrecht , BMW S 1000 RR SST / DEU

theoretical besttime: 1:27.260

Lap	Time	S1	V1	S2	V2	S3	V3	Vmax	Lap	Time	S1	V1	S2	V2	S3	V3	Vmax
1	2:09.792		116	33.161	144	41.924	229		11	1:29.260	32.449	182	24.851	225	31.960	249	267
2	1:57.676	39.873	146	28.861	180			200	12	1:28.610	32.011	183	24.723	229	31.876	250	266
3	2:54.365	1:50.703	157	27.675	188	35.987	246		13	1:29.189	32.801	181	24.540	222	31.848	250	267
4	1:39.340	37.558	156	26.969	186	34.813	249	219	14	1:28.884	32.274	184	24.617	227	31.993	250	267
5	1:34.955	34.916	166	26.302	200	33.737	248	233	15	1:28.621	<b>31.898</b>	186	24.388	218	32.335	250	267
6	1:34.133	34.592	165	26.291	214	33.250	248	242	16	1:29.214	32.377	183	24.776	226	32.061	249	264
7	1:32.219	33.771	164	25.860	206	32.588	249	257	17	<b>1:28.034</b>	31.997	185	<b>24.237</b>	223	31.800	<b>251</b>	260
8	1:31.035	32.817	173	25.507	222	32.711	248	265	18	1:28.341	32.392	178	24.538	225	31.411	251	268
9	1:30.027	32.893	181	25.042	225	32.092	249	265	19	1:28.498	32.736	180	24.637	225	<b>31.125</b>	251	<b>269</b>
10	1:29.188	32.280	<b>186</b>	24.789	221	32.119	250	267	20	1:51.712	35.059	167	26.801	185			258

### 69 Lucy Glöckner , BMW HP4 SST / DEU

theoretical besttime: 1:24.557

Lap	Time	S1	V1	S2	V2	S3	V3	Vmax	Lap	Time	S1	V1	S2	V2	S3	V3	Vmax
1	3:50.534		146	29.124	170	36.040	240		10	1:28.553	31.349	<b>198</b>	26.313	222	30.891	254	270
2	1:39.298	37.619	143	27.451	203	34.228	248	212	11	1:25.970	31.009	190	24.363	231	30.598	254	270
3	1:32.850	33.887	164	25.876	205	33.087	254	256	12	1:26.440	31.642	183	24.221	221	30.577	254	270
4	1:29.814	32.662	182	25.304	213	31.848	251	266	13	1:37.271	31.249	188	25.146	175			267
5	2:02.130	52.742	117	27.334	214			269	14	2:56.612	2:00.899	180	24.535	220	31.178	252	
6	2:43.308	1:46.100	176	25.315	219	31.893	252		15	<b>1:24.648</b>	<b>30.695</b>	193	<b>23.622</b>	<b>233</b>	30.331	<b>255</b>	270
7	1:27.431	32.008	183	24.505	224	30.918	254	264	16	1:39.753	43.577	139	25.936	231	<b>30.240</b>	254	<b>272</b>
8	1:53.997	50.014	101	32.271	218	31.712	253	270	17	1:38.473	32.214	167	24.706	217			267
9	1:26.445	31.336	188	24.188	225	30.921	254	267									

### 76 Max Neukirchner , Ducati 1199 Panigale R SBK / DEU

theoretical besttime: 1:21.665

Lap	Time	S1	V1	S2	V2	S3	V3	Vmax	Lap	Time	S1	V1	S2	V2	S3	V3	Vmax
1	4:04.129		149	28.318	182	36.234	237		8	1:23.558	29.807	190	23.689	232	30.062	255	270
2	1:35.633	34.632	159	26.578	189	34.423	243	251	9	1:34.277	30.424	189	23.786	227			270
3	1:46.871	34.661	147	27.419	197			253	10	5:19.912	4:14.525	87	26.069	164	39.318	251	
4	6:40.701	5:43.020	158	25.637	205	32.044	250		11	1:24.176	30.281	181	23.674	231	30.221	254	266
5	1:26.855	31.647	173	24.305	217	30.903	253	267	12	1:22.476	29.476	184	23.383	235	29.617	<b>257</b>	270
6	1:24.541	30.258	180	23.999	225	30.284	254	270	13	<b>1:21.665</b>	<b>29.088</b>	<b>196</b>	<b>23.117</b>	<b>239</b>	<b>29.460</b>	257	<b>273</b>
7	1:27.297	31.724	177	25.243	236	30.330	254	264	14	2:04.273	34.243	145	43.220	190			273

### 77 Erwan Nigon , Suzuki GSX-R 1000 SBK / FRA

theoretical besttime: 1:23.328

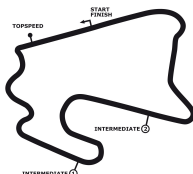
Lap	Time	S1	V1	S2	V2	S3	V3	Vmax	Lap	Time	S1	V1	S2	V2	S3	V3	Vmax
1	2:08.231		143	30.815	163	37.500	240		9	1:28.214	32.128	181	24.831	220	31.255	251	255
2	1:39.110	36.618	169	27.418	193	35.074	246	223	10	1:45.274	48.021	157	26.370	222	30.883	251	267
3	1:33.770	33.940	168	27.562	206	32.268	249	239	11	1:25.813	31.072	172	24.198	226	30.543	252	266
4	1:30.319	32.597	179	25.551	210	32.171	249	264	12	1:24.518	30.619	183	23.700	225	30.199	254	267
5	1:29.488	32.010	158	25.671	219	31.807	249	262	13	1:23.997	30.485	189	<b>23.400</b>	<b>232</b>	30.112	254	268
6	1:41.732	32.694	168	25.708	228			258	14	<b>1:23.711</b>	<b>30.093</b>	<b>192</b>	<b>23.783</b>	<b>225</b>	<b>29.835</b>	<b>258</b>	<b>269</b>
7	4:19.278	3:10.202	157	26.672	204				15	1:49.251	36.492	150	26.722	219			266
8	7:39.129	6:41.309	169	25.949	218	31.871	250										

### 79 Thomas Hainthaler , BMW S 1000 RR SST / DEU

theoretical besttime: 1:26.466

Lap	Time	S1	V1	S2	V2	S3	V3	Vmax	Lap	Time	S1	V1	S2	V2	S3	V3	Vmax
1	2:54.101		111	33.767	152	40.589	232		10	1:29.563	32.781	176	24.985	229	31.797	230	257
2	1:46.772	39.034	130	30.358	151	37.380	242	201	11	1:27.794	31.908	168	24.451	229	31.435	246	244
3	1:41.107	36.161	136	29.546	171	35.400	247	229	12	2:02.134	1:00.663	72	28.968	203	32.503	249	256
4	1:34.630	34.563	159	26.781	197	33.286	249	240	13	1:27.970	31.904	163	24.716	229	31.350	250	258
5	1:33.301	33.591	147	26.797	206	32.913	248	258	14	1:27.225	31.419	172	24.417	<b>231</b>	31.389	249	264
6	1:31.209	33.032	156	25.933	221	32.244	250	245	15	1:26.728	31.346	173	24.305	221	<b>31.077</b>	249	260
7	1:29.563	32.972	173	24.881	223	31.710	250	247	16	1:26.806	<b>31.116</b>	181	24.398	222	31.292	<b>252</b>	260
8	1:29.609	32.143	<b>193</b>	25.746	222	31.720	250	260	17	<b>1:26.541</b>	31.129	175	<b>24.273</b>	221	31.139	249	<b>267</b>
9	1:28.422	32.156	167	24.632	219	31.634	251	254	18	2:33.872	1:07.212	66	36.759	140			264

**DTM Lausitzring**  
 Lausitzring, length 3240 m  
 12. - 14.09.2014  
 SUPERBIKE IDM



**DMSB**-Reg.No.: S-21/14

**Lap Analysis free practice 2, 12.09.2014**

**91 Bastien Mackels , BMW S 1000 RR SBK / BEL theoretical besttime: 1:23.374**

Lap	Time	S1	V1	S2	V2	S3	V3	Vmax	Lap	Time	S1	V1	S2	V2	S3	V3	Vmax
1	3:18.905		129	30.697	175	35.606	241		9	1:25.111	30.786	189	24.102	220	30.223	259	267
2	1:35.766	34.493	169	28.760	203	32.513	255	235	10	1:24.274	30.544	191	23.557	227	30.173	<b>262</b>	272
3	1:29.654	32.788	176	25.682	212	31.184	258	251	11	1:25.845	31.693	187	24.036	228	30.116	261	267
4	1:29.991	32.722	166	26.207	211	31.062	258	244	12	1:24.709	30.279	197	24.319	224	30.111	260	272
5	1:29.295	32.305	176	24.904	222	32.086	257	266	13	1:27.050	30.689	<b>199</b>	26.022	225	30.339	259	272
6	1:27.974	31.252	167	25.450	227	31.272	258	252	14	<b>1:23.374</b>	<b>30.095</b>	192	<b>23.523</b>	224	<b>29.756</b>	260	<b>276</b>
7	1:25.863	31.102	180	24.130	<b>244</b>	30.631	259	254	15	1:46.778	30.236	191	23.591	223			273
8	1:25.275	30.927	180	24.050	228	30.298	257	267									

**92 Daniel Kartheininger , Honda CBR 1000-RR SP SBK / DEU theoretical besttime: 1:29.269**

Lap	Time	S1	V1	S2	V2	S3	V3	Vmax	Lap	Time	S1	V1	S2	V2	S3	V3	Vmax
1	2:04.530		126	31.106	152	38.165	232		7	4:10.358	3:09.440	151	27.174	194	33.744	245	
2	1:42.381	38.219	148	27.948	180	36.214	238	190	8	1:30.945	32.974	171	25.330	<b>217</b>	32.641	<b>249</b>	258
3	1:52.364	35.714	155	27.785	190			239	9	1:30.114	32.877	<b>183</b>	24.912	210	32.325	248	259
4	12:03.141								10	<b>1:29.269</b>	<b>32.519</b>	183	<b>24.742</b>	215	<b>32.008</b>	246	<b>265</b>
5	2:04.938	1:00.358	144	28.783	174	35.797	243		11	1:59.364	37.898	127	28.942	171			260
6	1:59.472	43.478	74	28.976	203			257									

**93 Jan Halbich , Honda CBR 1000-RR SP GSBK / CZE theoretical besttime: 1:23.564**

Lap	Time	S1	V1	S2	V2	S3	V3	Vmax	Lap	Time	S1	V1	S2	V2	S3	V3	Vmax
1	3:11.539		143	32.354	125	35.724	248		10	1:26.005	31.150	189	23.981	226	30.874	255	267
2	1:35.267	36.684	184	25.639	207	32.944	249	242	11	1:25.152	30.523	185	23.917	228	30.712	255	<b>272</b>
3	1:32.033	33.517	181	25.553	210	32.963	246	251	12	1:25.686	30.667	189	23.606	218	31.413	254	272
4	1:50.694	35.565	139	29.994	189			260	13	1:24.096	<b>30.181</b>	193	23.461	231	30.454	253	270
5	3:08.100	2:04.420	178	29.279	187	34.401	251		14	1:24.215	30.297	192	23.470	232	30.448	254	270
6	1:32.397	33.048	<b>193</b>	26.990	211	32.359	253	256	15	1:39.618	32.742	155	25.303	208			270
7	1:28.210	31.740	179	24.685	216	31.785	<b>257</b>	262	16	2:47.281	1:52.523	187	24.293	223	30.465	254	
8	1:29.406	31.862	180	24.997	211	32.547	254	259	17	<b>1:24.079</b>	30.696	193	<b>23.237</b>	<b>238</b>	<b>30.146</b>	257	267
9	1:28.524	32.924	184	24.106	224	31.494	253	247	18	1:46.112	33.920	125	27.251	169			256