



## Super Racing Weekend - Portimão

### Autódromo Internacional do Algarve

Super 7 by Toyo Tires

17 - 19 July 2020

Laps and Sector Times - Race 3

Autodromo Internacional Algarve - 4652 mtr.

3 Paulo Macedo									Caterham										
lap	Sect-1	Speed	Sect-2	Speed	Sect-3	Speed	TopSpeed	laptime	pit	lap	Sect-1	Speed	Sect-2	Speed	Sect-3	Speed	Topspeed	laptime	pit
1			40.056	104.2	45.238		185.2	2:08.916		6	39.703		40.862	108.9	45.325		216.0	2:05.890	
2	39.257		39.380	104.9	45.214		216.0	2:03.851		7	39.586		39.126	<u>112.7</u>	45.237		214.3	2:03.949	
3	39.105		39.790	101.4	45.224		215.6	2:04.119		8	39.759		40.114	111.9	45.631		214.3	2:05.504	
4	39.565		<u>39.113</u>	108.7	<u>45.020</u>		216.0	2:03.698		9	39.303		39.811	109.3	45.167		213.0	2:04.281	
5	<u>38.856</u>		39.835	105.5	45.332		215.1	2:04.023		10	38.973		39.169	111.0	45.411		<u>216.9</u>	<u>2:03.553</u>	

7 Diogo Tavares									Caterham										
lap	Sect-1	Speed	Sect-2	Speed	Sect-3	Speed	TopSpeed	laptime	pit	lap	Sect-1	Speed	Sect-2	Speed	Sect-3	Speed	Topspeed	laptime	pit
1			39.526	105.6	44.863		180.9	2:07.324		6	39.081		39.111	101.9	44.873		<u>216.9</u>	<u>2:03.065</u>	
2	39.366		39.220	105.3	45.268		215.1	2:03.854		7	39.134		<u>39.071</u>	99.2	45.339		213.9	2:03.544	
3	39.463		39.600	99.7	45.069		216.0	2:04.132		8	39.138		39.382	105.1	45.003		214.7	2:03.523	
4	38.957		39.437	100.7	<u>44.770</u>		214.7	2:03.164		9	38.984		48.712	<u>108.1</u>	45.316		215.1	2:13.012	
5	39.355		39.242	101.5	45.329		215.6	2:03.926		10	<u>38.695</u>		39.343	99.4	45.425		216.0	2:03.463	

8 Luís Calheiros Ferreira									Caterham										
lap	Sect-1	Speed	Sect-2	Speed	Sect-3	Speed	TopSpeed	laptime	pit	lap	Sect-1	Speed	Sect-2	Speed	Sect-3	Speed	Topspeed	laptime	pit
1			40.347	<u>109.3</u>	45.291		184.6	2:09.195		6	39.372		<u>39.380</u>	107.2	45.370		215.1	2:04.122	
2	39.495		39.919	107.6	45.248		213.9	2:04.662		7	39.582		39.780	104.9	45.459		212.6	2:04.821	
3	39.400		39.764	105.6	45.310		213.4	2:04.474		8	39.546		39.615	107.2	45.560		214.7	2:04.721	
4	39.619		39.459	105.2	45.293		<u>215.6</u>	2:04.371		9	39.480		39.613	105.4	<u>45.218</u>		214.7	2:04.311	
5	<u>39.116</u>		39.418	108.3	45.451		<u>215.6</u>	<u>2:03.985</u>		10	39.337		40.014	108.9	45.556		213.4	2:04.907	

9 Martins-Rebello Martins									Caterham										
lap	Sect-1	Speed	Sect-2	Speed	Sect-3	Speed	TopSpeed	laptime	pit	lap	Sect-1	Speed	Sect-2	Speed	Sect-3	Speed	Topspeed	laptime	pit
1	45.542		43.772	93.2	47.798		178.2	2:21.964		6	42.885		42.679	90.8	48.497		191.8	2:14.061	
2	42.399		43.808	91.3	<u>47.753</u>		200.0	2:13.960		7	42.356		42.550	93.8	48.922		190.8	2:13.828	
3	<u>42.153</u>		42.663	94.5	48.451		<u>200.4</u>	<u>2:13.267</u>		8	42.755		43.047	<u>97.3</u>	49.446		191.5	2:15.248	
4	42.395		<u>42.437</u>	92.3	48.515		195.7	2:13.347		9	43.033		42.695	95.4	48.489		192.5	2:14.217	
5	42.223		42.605	94.7	48.689		193.9	2:13.517		10	42.486		42.473	93.3	49.045		190.8	2:14.004	

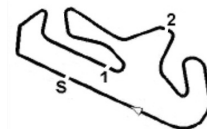
12 José Kol Almeida									Caterham										
lap	Sect-1	Speed	Sect-2	Speed	Sect-3	Speed	TopSpeed	laptime	pit	lap	Sect-1	Speed	Sect-2	Speed	Sect-3	Speed	Topspeed	laptime	pit
1				96.3	46.188		184.6	2:12.534		6				94.6	47.420		211.8	2:07.517	
2				99.0	<u>45.936</u>		214.3	<u>2:06.212</u>		7				92.3	46.857		213.4	2:07.693	
3				<u>100.1</u>	46.742		213.4	2:07.214		8				97.1	46.295		<u>216.4</u>	2:07.245	
4				92.7	46.550		212.2	2:07.180		9				94.5	46.960		213.9	2:08.802	
5				98.2	46.489		211.8	2:06.787		10				96.7	47.011		<u>216.4</u>	2:07.579	

13 Manuel Fernandes									Caterham										
lap	Sect-1	Speed	Sect-2	Speed	Sect-3	Speed	TopSpeed	laptime	pit	lap	Sect-1	Speed	Sect-2	Speed	Sect-3	Speed	Topspeed	laptime	pit
1								8:03.910		2			<u>1:06.021</u>	<u>103.1</u>				6:05.196	

16 José Maria Marreiros									Caterham										
lap	Sect-1	Speed	Sect-2	Speed	Sect-3	Speed	TopSpeed	laptime	pit	lap	Sect-1	Speed	Sect-2	Speed	Sect-3	Speed	Topspeed	laptime	pit
1	45.832		43.751	100.2	47.862		170.3	2:21.605		6	41.532		42.600	100.2	47.228		198.2	2:11.360	
2	42.519		42.844	96.9	47.973		190.8	2:13.336		7	48.686		42.310	<u>111.0</u>	48.472		<u>198.9</u>	2:19.468	
3	41.988		42.844	101.3	47.868		192.5	2:12.700		8	42.218		42.821	97.2	47.922		186.9	2:12.961	
4	41.937		42.373	100.0	47.490		191.2	2:11.800		9	42.363		42.625	101.8	47.783		188.5	2:12.771	
5	<u>41.396</u>		<u>42.194</u>	99.1	<u>47.126</u>		194.2	<u>2:10.716</u>		10	42.209		42.367	100.3	47.679		187.8	2:12.255	

18 Francisco Figueiredo									Caterham										
lap	Sect-1	Speed	Sect-2	Speed	Sect-3	Speed	TopSpeed	laptime	pit	lap	Sect-1	Speed	Sect-2	Speed	Sect-3	Speed	Topspeed	laptime	pit
1	44.584		42.793	89.3	46.913		178.8	2:18.076		6	41.319		41.794	88.5	46.804		202.6	2:09.917	
2	<u>40.617</u>		<u>41.442</u>	93.2	46.835		204.9	<u>2:08.894</u>		7	40.892		41.906	90.5	47.154		199.3	2:09.952	
3	41.689		41.933	88.6	46.773		198.2	2:10.395		8	41.486		42.502	<u>95.3</u>	47.437		201.1	2:11.425	
4	41.132		42.311	89.1	<u>46.707</u>		205.3	2:10.150		9	42.247		41.961	90.6	47.460		201.9	2:11.668	
5	41.009		41.981	91.3	46.989		205.3	2:09.979		10	40.910		42.642	87.4	47.005		<u>206.5</u>	2:10.557	





## Super Racing Weekend - Portimão

### Autódromo Internacional do Algarve

Super 7 by Toyo Tires

17 - 19 July 2020

Laps and Sector Times - Race 3

Autodromo Internacional Algarve - 4652 mtr.

19 Duarte Lisboa									Caterham										
lap	Sect-1	Speed	Sect-2	Speed	Sect-3	Speed	TopSpeed	laptime	pit	lap	Sect-1	Speed	Sect-2	Speed	Sect-3	Speed	Topspeed	laptime	pit
1			40.389	101.9	45.558		186.5	2:10.318		6	39.439		39.507	110.9	45.777		213.0	2:04.723	
2	<u>39.102</u>		39.616	102.3	45.874		214.7	<u>2:04.592</u>		7	44.124		39.483	102.4	46.477		214.3	2:10.084	
3	39.867		40.105	107.5	45.473		<u>216.4</u>	2:05.445		8	39.640		<u>39.098</u>	109.4	46.101		212.2	2:04.839	
4	39.683		39.619	<u>113.7</u>	46.570		213.0	2:05.872		9				106.4	<u>45.271</u>		213.4	2:06.351	
5	40.538		39.796	106.3	45.744		213.0	2:06.078		10	39.953		39.723	106.0	46.012		215.6	2:05.688	

20 Luís Lisboa									Caterham										
lap	Sect-1	Speed	Sect-2	Speed	Sect-3	Speed	TopSpeed	laptime	pit	lap	Sect-1	Speed	Sect-2	Speed	Sect-3	Speed	Topspeed	laptime	pit
1			40.853	102.1	45.727		179.7	2:11.277		6	<u>39.252</u>		<u>39.111</u>	107.6	<u>45.591</u>		216.4	<u>2:03.954</u>	
2	39.641		39.219	109.2	45.622		216.4	2:04.482		7	40.989		39.903	105.0	46.482		216.0	2:07.374	
3	39.648		40.171	101.8	45.864		<u>216.9</u>	2:05.683		8	40.718		39.621	107.2	46.990		214.3	2:07.329	
4	39.715		39.808	103.4	45.925		214.3	2:05.448		9				113.1	45.894		200.4	2:06.179	
5	39.883		39.432	107.4	46.985		214.7	2:06.300		10	39.781		39.884	108.5	46.262		212.6	2:05.927	

21 J. J. Magalhães									Caterham										
lap	Sect-1	Speed	Sect-2	Speed	Sect-3	Speed	TopSpeed	laptime	pit	lap	Sect-1	Speed	Sect-2	Speed	Sect-3	Speed	Topspeed	laptime	pit
1				<u>112.6</u>	<u>44.950</u>		173.9	2:07.076		6				104.3	45.195		<u>216.4</u>	2:04.652	
2				103.0	45.469		215.6	2:03.980		7				109.5	45.503		<u>216.4</u>	2:04.610	
3				100.6	45.037		213.4	2:04.765		8				107.5	45.228		213.0	2:03.794	
4				103.1	45.189		214.7	<u>2:03.557</u>		9				111.5	45.543		213.9	2:04.387	
5				104.5	45.613		211.8	2:04.917		10				112.0	46.091		215.6	2:04.261	

22 Miguel Couceiro									Caterham										
lap	Sect-1	Speed	Sect-2	Speed	Sect-3	Speed	TopSpeed	laptime	pit	lap	Sect-1	Speed	Sect-2	Speed	Sect-3	Speed	Topspeed	laptime	pit
1				93.7	<u>47.401</u>		174.8	2:14.932		6	42.224		42.242	94.2	47.727		191.5	2:12.193	
2	<u>41.430</u>		42.256	95.7	47.631		<u>203.8</u>	<u>2:11.317</u>		7	41.893		<u>42.240</u>	97.3	47.535		191.8	2:11.668	
3	42.115		42.380	96.5	47.782		194.6	2:12.277		8	41.785		42.356	93.2	48.376		191.5	2:12.517	
4	41.946		42.734	95.9	48.043		191.8	2:12.723		9	42.463		42.763	97.4	47.844		191.2	2:13.070	
5	41.914		42.380	95.3	48.050		191.8	2:12.344		10	42.101		42.319	<u>98.9</u>	48.285		190.5	2:12.705	

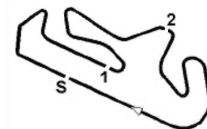
23 Diogo Costa									Caterham										
lap	Sect-1	Speed	Sect-2	Speed	Sect-3	Speed	TopSpeed	laptime	pit	lap	Sect-1	Speed	Sect-2	Speed	Sect-3	Speed	Topspeed	laptime	pit
1				103.3	<u>44.677</u>		176.8	2:07.376		6				100.7	45.224		211.4	2:04.100	
2				101.8	45.093		212.6	2:03.933		7				105.4	45.177		208.5	2:04.464	
3				99.3	45.459		214.7	2:05.116		8				104.1	45.267		214.3	2:03.691	
4	<u>39.618</u>		<u>39.043</u>	105.2	44.977		214.7	2:03.638		9				99.1	45.396		209.3	2:04.768	
5				106.8	45.187		<u>215.6</u>	2:04.077		10				<u>109.6</u>	45.176		209.3	<u>2:03.602</u>	

25 Pedro Salvador									Caterham										
lap	Sect-1	Speed	Sect-2	Speed	Sect-3	Speed	TopSpeed	laptime	pit	lap	Sect-1	Speed	Sect-2	Speed	Sect-3	Speed	Topspeed	laptime	pit
1			39.464	<u>111.3</u>	<u>44.692</u>		184.6	2:06.560		6	39.259		39.103	100.8	44.878		213.4	<u>2:03.240</u>	
2			39.423	103.7	45.529		213.9	2:04.043		7	<u>38.902</u>		39.060	104.4	45.375		212.6	2:03.337	
3	39.750		39.435	107.4	44.950		211.8	2:04.135		8	39.346		39.501	105.9	44.950		<u>214.7</u>	2:03.797	
4	39.091		39.556	106.2	44.879		212.2	2:03.526		9	38.967		39.249	102.3	45.357		213.0	2:03.573	
5	39.207		<u>39.044</u>	105.8	45.400		213.9	2:03.651		10	39.522		39.053	105.0	45.163		208.5	2:03.738	

26 Gomes-Araújo									Caterham										
lap	Sect-1	Speed	Sect-2	Speed	Sect-3	Speed	TopSpeed	laptime	pit	lap	Sect-1	Speed	Sect-2	Speed	Sect-3	Speed	Topspeed	laptime	pit
1	45.765		40.748	101.4	47.373		184.0	2:14.674		6	<u>39.965</u>		40.781	102.7	46.949		212.6	2:07.695	
2	40.358		40.760	100.5	46.449		215.6	2:07.567		7	40.931		<u>40.536</u>	98.3	46.755		212.6	2:08.222	
3	40.408		40.769	102.4	46.430		<u>216.0</u>	2:07.607		8	40.533		40.553	103.4	46.531		213.4	2:07.617	
4	40.170		40.652	99.9	46.680		213.9	<u>2:07.502</u>		9	41.087		41.084	102.4	<u>46.252</u>		213.4	2:08.423	
5	41.221		40.644	<u>103.6</u>	46.736		213.4	2:08.601		10	40.332		41.148	98.9	46.340		213.9	2:07.820	

29 Paulo Costa									Caterham										
lap	Sect-1	Speed	Sect-2	Speed	Sect-3	Speed	TopSpeed	laptime	pit	lap	Sect-1	Speed	Sect-2	Speed	Sect-3	Speed	Topspeed	laptime	pit
1				106.4	45.432		189.1	2:10.682		6				106.4	46.091		212.6	<u>2:04.873</u>	
2	40.099		39.753	108.0	45.536		213.9	2:05.388		7				108.8	46.004		210.9	2:07.621	





## Super Racing Weekend - Portimão

### Autódromo Internacional do Algarve

Super 7 by Toyo Tires

17 - 19 July 2020

Laps and Sector Times - Race 3

Autodromo Internacional Algarve - 4652 mtr.

3	<u>39.640</u>	40.031	103.7	45.449	<u>216.0</u>	2:05.120	8		102.2	46.559	210.1	2:07.469
4			108.4	45.714	211.8	2:04.888	9		<u>114.4</u>	<u>45.424</u>	213.0	2:06.351
5	40.138	<u>39.737</u>	109.3	45.894	214.7	2:05.769	10		112.4	46.216	<u>216.0</u>	2:05.540

30   Gonçalo Lobo Vale										Caterham									
lap	Sect-1	Speed	Sect-2	Speed	Sect-3	Speed	TopSpeed	laptime	pit	lap	Sect-1	Speed	Sect-2	Speed	Sect-3	Speed	Topspeed	laptime	pit
1				98.8	45.410		183.1	2:09.710		6				108.3	45.593		215.6	2:05.061	
2				103.1	45.483		<u>216.4</u>	2:03.875		7				106.7	45.154		212.6	2:04.254	
3				101.1	<u>44.937</u>		216.0	<u>2:03.428</u>		8				<u>111.6</u>	45.651		213.0	2:04.856	
4				105.4	45.700		<u>216.4</u>	2:04.808		9				110.0	45.564		209.3	2:04.138	
5				106.7	45.315		215.6	2:03.549		10				109.0	45.492		<u>216.4</u>	2:03.474	

31   Matos-Sousa										Caterham									
lap	Sect-1	Speed	Sect-2	Speed	Sect-3	Speed	TopSpeed	laptime	pit	lap	Sect-1	Speed	Sect-2	Speed	Sect-3	Speed	Topspeed	laptime	pit
1				96.4	46.271		189.8	2:12.144		6				85.4	48.093		213.4	2:08.421	
2				97.1	46.609		214.7	2:06.122		7				94.8	47.082		210.5	2:07.558	
3				<u>99.1</u>	<u>46.088</u>		<u>216.0</u>	<u>2:05.645</u>		8				88.6	46.509		213.4	2:07.555	
4				85.7	47.020		<u>216.0</u>	2:06.996		9				87.0	47.163		213.0	2:08.796	
5				94.7	47.146		214.3	2:07.449		10				96.8	46.696		210.5	2:08.017	

33   Saraiva-Saraiva										Caterham									
lap	Sect-1	Speed	Sect-2	Speed	Sect-3	Speed	TopSpeed	laptime	pit	lap	Sect-1	Speed	Sect-2	Speed	Sect-3	Speed	Topspeed	laptime	pit
1				105.9	45.094		181.5	2:08.270		6	39.891		39.344	102.0	45.288		212.6	2:04.523	
2	39.044		39.240	100.5	<u>45.087</u>		<u>216.0</u>	2:03.371		7	39.587		39.070	108.5	45.371		215.1	2:04.028	
3	39.698		39.819	98.9	45.138		215.1	2:04.655		8	39.277		<u>38.862</u>	106.2	45.830		211.8	2:03.969	
4	<u>39.043</u>		39.149	95.7	45.108		215.1	<u>2:03.300</u>		9	39.168		40.736	105.8	45.660		213.4	2:05.564	
5	39.117		39.348	<u>109.2</u>	46.030		215.1	2:04.495		10	39.123		38.946	106.0	45.775		213.9	2:03.844	

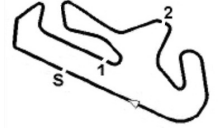
36   Nunes Almeida-Nunes Almeida										Caterham									
lap	Sect-1	Speed	Sect-2	Speed	Sect-3	Speed	TopSpeed	laptime	pit	lap	Sect-1	Speed	Sect-2	Speed	Sect-3	Speed	Topspeed	laptime	pit
1	45.030		42.252	93.8	47.339		178.2	2:17.498		6	41.287		41.526	93.8	<u>47.012</u>		196.0	2:09.825	
2	<u>40.838</u>		41.429	98.7	47.215		199.6	<u>2:09.482</u>		7	41.081		41.525	97.8	47.186		197.1	2:09.792	
3	42.257		41.798	94.6	47.198		196.0	2:11.253		8	40.887		42.338	95.9	47.268		196.7	2:10.493	
4	40.955		42.078	97.2	47.212		200.4	2:10.245		9	41.656		42.044	95.0	47.372		<u>201.5</u>	2:11.072	
5	41.173		<u>41.386</u>	97.0	47.912		198.5	2:10.471		10	41.034		41.994	<u>98.8</u>	47.387		200.7	2:10.415	

37   Pedro Lacerda										Caterham									
lap	Sect-1	Speed	Sect-2	Speed	Sect-3	Speed	TopSpeed	laptime	pit	lap	Sect-1	Speed	Sect-2	Speed	Sect-3	Speed	Topspeed	laptime	pit
1				99.9	<u>46.645</u>		179.1	2:12.869		6				94.2	46.903		194.9	2:09.975	
2	<u>41.121</u>		41.505	97.4	47.087		<u>201.9</u>	<u>2:09.713</u>		7				<u>101.5</u>	47.229		193.5	2:10.155	
3	41.388		41.933	93.6	47.110		198.9	2:10.431		8				94.2	47.619		193.9	2:11.515	
4				99.3	46.919		196.0	2:10.648		9	41.252		43.089	99.5	46.886		197.8	2:11.227	
5	41.535		<u>41.491</u>	99.2	47.080		196.0	2:10.106		10	41.931		41.940	95.5	47.077		200.4	2:10.948	

44   Nuno Afonso										Caterham									
lap	Sect-1	Speed	Sect-2	Speed	Sect-3	Speed	TopSpeed	laptime	pit	lap	Sect-1	Speed	Sect-2	Speed	Sect-3	Speed	Topspeed	laptime	pit
1				106.5	45.648		180.9	2:10.499		6	39.997		40.090	105.3	47.808		207.3	2:07.895	
2	39.390		<u>39.529</u>	103.8	45.822		210.9	<u>2:04.741</u>		7	39.632		39.668	105.2	47.206		206.1	2:06.506	
3				110.4	<u>45.634</u>		215.1	2:05.597		8	39.667		39.602	103.4	45.879		211.4	2:05.148	
4	39.382		40.460	107.8	46.471		<u>215.6</u>	2:06.313		9	39.850		40.871	111.8	46.107		211.8	2:06.828	
5	39.981		39.630	<u>113.1</u>	46.208		213.4	2:05.819		10	<u>39.268</u>		42.595	108.2	46.409		209.3	2:08.272	

53   José Carlos Pires										Caterham									
lap	Sect-1	Speed	Sect-2	Speed	Sect-3	Speed	TopSpeed	laptime	pit	lap	Sect-1	Speed	Sect-2	Speed	Sect-3	Speed	Topspeed	laptime	pit
1				103.8	<u>44.891</u>		180.9	2:06.348		6				99.4	45.046		212.6	<u>2:03.030</u>	
2	<u>39.317</u>		<u>39.706</u>	100.2	45.214		205.3	2:04.237		7				99.2	45.122		206.9	2:03.509	
3				106.2	44.970		214.7	2:03.769		8				<u>106.3</u>	45.133		211.4	2:03.707	
4				99.9	45.042		210.9	2:03.724		9				104.9	45.071		<u>216.4</u>	2:05.695	
5				103.4	45.143		210.9	2:03.892		10				101.7	45.405		212.2	2:03.267	





## Super Racing Weekend - Portimão

### Autódromo Internacional do Algarve

Super 7 by Toyo Tires

17 - 19 July 2020

Laps and Sector Times - Race 3

Autodromo Internacional Algarve - 4652 mtr.

57 Bernardo Bello										Caterham									
lap	Sect-1	Speed	Sect-2	Speed	Sect-3	Speed	TopSpeed	laptime	pit	lap	Sect-1	Speed	Sect-2	Speed	Sect-3	Speed	Topspeed	laptime	pit
1	44.330		42.064	97.6	47.122		182.1	2:16.735		6	41.019		41.782	97.1	46.932		200.7	<u>2:09.733</u>	
2	<u>40.710</u>		<u>41.262</u>	98.5	48.227		200.7	2:10.199		7	40.823		41.966	100.8	47.349		199.3	2:10.138	
3	41.453		41.702	93.7	47.024		198.2	2:10.179		8	41.198		42.082	95.7	47.765		200.0	2:11.045	
4	41.371		41.739	97.7	<u>46.787</u>		199.6	2:09.897		9	41.337		41.838	101.0	47.278		200.4	2:10.453	
5	41.262		41.503	<u>103.1</u>	47.531		<u>201.1</u>	2:10.296		10	41.844		41.579	97.4	47.349		192.9	2:10.772	

77 Frederico Brion Sanchez										Caterham									
lap	Sect-1	Speed	Sect-2	Speed	Sect-3	Speed	TopSpeed	laptime	pit	lap	Sect-1	Speed	Sect-2	Speed	Sect-3	Speed	Topspeed	laptime	pit
1	45.141		42.432	93.8	<u>47.371</u>		176.8	2:19.322		6	41.691		42.192	94.3	47.573		196.4	2:11.456	
2	41.656		42.931	90.8	48.097		<u>199.3</u>	2:12.684		7	41.934		42.338	<u>96.9</u>	47.712		196.7	2:11.984	
3	41.817		42.705	93.6	48.197		198.5	2:12.719		8	42.191		42.380	96.8	48.058		195.3	2:12.629	
4	42.104		43.643	90.1	48.068		196.0	2:13.815		9	42.210		42.826	96.8	47.513		196.0	2:12.549	
5	<u>41.593</u>		<u>42.017</u>	96.5	47.522		195.3	<u>2:11.132</u>		10	42.237		42.228	96.1	47.437		195.7	2:11.902	

99 Nuno Santos										Caterham									
lap	Sect-1	Speed	Sect-2	Speed	Sect-3	Speed	TopSpeed	laptime	pit	lap	Sect-1	Speed	Sect-2	Speed	Sect-3	Speed	Topspeed	laptime	pit
1			<u>40.533</u>	<u>107.0</u>	<u>44.963</u>		178.8	2:08.392		2									