

## Portimão II Super Racing Series

Autódromo Internacional do Algarve

Super 7 by Toyo Tires

6 - 8 November 2020

Laps and Sector Times - Corrida 2

Autodromo Internacional Algarve - 4652 mtr.

3 CRM Motorsport									Caterham										
lap	Sect-1	Speed	Sect-2	Speed	Sect-3	Speed	TopSpeed	laptime	pit	lap	Sect-1	Speed	Sect-2	Speed	Sect-3	Speed	Topspeed	laptime	pit
1			45.825	<u>89.0</u>	<u>52.212</u>		175.9	2:24.067		6	46.516		46.242	85.2	52.847		191.5	2:25.605	
2	45.826		46.486	77.3	53.125		<u>206.5</u>	2:25.437		7	46.228		45.838	84.6	52.808		194.9	2:24.874	
3	46.172		45.575	81.1	52.394		191.8	2:24.141		8	46.919		45.880	85.9	52.348		194.6	2:25.147	
4	<u>45.624</u>		<u>45.559</u>	86.2	52.591		205.3	<u>2:23.774</u>		9	45.922		45.864	86.7	52.550		197.4	2:24.336	
5	46.250		46.831	79.7	52.971		202.6	2:26.052		10									

7 CRM Motorsport									Caterham										
lap	Sect-1	Speed	Sect-2	Speed	Sect-3	Speed	TopSpeed	laptime	pit	lap	Sect-1	Speed	Sect-2	Speed	Sect-3	Speed	Topspeed	laptime	pit
1			59.649	90.8	53.483		170.3	2:40.636		6	47.410		45.819	90.5	53.000		208.5	2:26.229	
2	46.625		45.654	91.0	53.107		203.8	2:25.386		7	45.375		45.417	90.3	52.334		199.6	2:23.126	
3	46.751		46.084	93.8	52.310		195.3	2:25.145		8	45.331		<u>45.028</u>	91.1	<u>52.203</u>		200.4	<u>2:22.562</u>	
4	45.244		45.312	95.2	53.063		201.1	2:23.619		9	<u>45.198</u>		45.035	<u>99.4</u>	52.447		<u>210.9</u>	2:22.680	
5	46.428		45.940	87.7	53.344		187.2	2:25.712		10									

8 CRM Motorsport									Caterham										
lap	Sect-1	Speed	Sect-2	Speed	Sect-3	Speed	TopSpeed	laptime	pit	lap	Sect-1	Speed	Sect-2	Speed	Sect-3	Speed	Topspeed	laptime	pit
1			45.298	78.7	52.259		183.4	2:24.780		6	45.578		44.955	<u>97.3</u>	<u>51.552</u>		204.2	2:22.085	
2	45.538		44.847	91.1	51.610		199.6	2:21.995		7	45.117		45.255	94.4	51.836		206.9	2:22.208	
3	<u>44.366</u>		<u>44.634</u>	88.4	51.575		<u>208.9</u>	<u>2:20.575</u>		8	45.502		46.161	93.7	52.109		<u>208.9</u>	2:23.772	
4	44.612		50.526	97.1	51.728		200.0	2:26.866		9	45.276		45.746	96.4	52.462		204.2	2:23.484	
5	45.236		45.013	<u>97.3</u>	52.484		207.7	2:22.733		10									

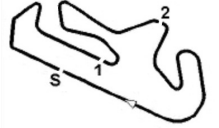
9 Martins-Rebello Martins									Caterham										
lap	Sect-1	Speed	Sect-2	Speed	Sect-3	Speed	TopSpeed	laptime	pit	lap	Sect-1	Speed	Sect-2	Speed	Sect-3	Speed	Topspeed	laptime	pit
1	49.462		49.677	<u>94.2</u>	1:08.733		170.3	2:47.872		5	47.403		1:05.439	78.8	54.696		186.2	2:47.538	
2	49.331		48.053	85.9	53.571		187.2	2:30.955		6	<u>46.972</u>		47.985	81.2	53.826		185.9	<u>2:28.783</u>	
3	1:03.406		48.276	78.5	<u>53.514</u>		<u>189.1</u>	2:45.196		7	47.641		49.943	76.7	55.072		187.8	2:32.656	
4	1:02.515		<u>47.910</u>	76.1	53.997		188.2	2:44.422		8	47.720		48.094	78.7	56.662		<u>189.1</u>	2:32.476	

12 BCM Sports									Caterham										
lap	Sect-1	Speed	Sect-2	Speed	Sect-3	Speed	TopSpeed	laptime	pit	lap	Sect-1	Speed	Sect-2	Speed	Sect-3	Speed	Topspeed	laptime	pit
1	51.989		48.933	80.7	53.550		139.9	2:34.472		6	46.160		<u>46.915</u>	83.3	53.631		204.2	<u>2:26.706</u>	
2	47.456		48.721	79.5	56.238		211.8	2:32.415		7	46.830		47.839	80.0	54.071		207.3	2:28.740	
3	46.986		47.311	<u>92.1</u>	53.489		198.5	2:27.786		8	46.618		47.609	85.1	<u>53.009</u>		207.3	2:27.236	
4	47.127		49.066	79.1	54.036		<u>212.2</u>	2:30.229		9	58.364		47.419	84.8	53.631		208.1	2:39.414	
5	<u>45.713</u>		48.177	78.3	54.480		202.6	2:28.370		10									

19 Team Nuoor te									Caterham										
lap	Sect-1	Speed	Sect-2	Speed	Sect-3	Speed	TopSpeed	laptime	pit	lap	Sect-1	Speed	Sect-2	Speed	Sect-3	Speed	Topspeed	laptime	pit
1			46.720	85.9	52.918		163.4	2:28.847		6	47.187		46.395	92.5	52.771		194.9	2:26.353	
2	46.600		46.996	90.6	53.172		189.1	2:26.768		7	46.819		46.075	93.1	53.269		<u>206.5</u>	2:26.163	
3	<u>45.195</u>		46.297	88.4	53.002		203.0	<u>2:24.494</u>		8	46.219		45.959	92.9	53.519		195.3	2:25.697	
4	46.229		<u>45.887</u>	91.0	<u>52.589</u>		202.2	2:24.705		9	45.897		46.189	<u>94.5</u>	53.044		204.5	2:25.130	
5	45.906		46.062	92.5	53.800		197.8	2:25.768		10									

20 Team Nuoor te									Caterham										
lap	Sect-1	Speed	Sect-2	Speed	Sect-3	Speed	TopSpeed	laptime	pit	lap	Sect-1	Speed	Sect-2	Speed	Sect-3	Speed	Topspeed	laptime	pit
1			47.123	87.4	53.352		155.8	2:30.797		6	<u>44.762</u>		46.765	89.3	52.963		211.4	2:24.490	
2	45.828		47.462	86.6	52.771		201.5	2:26.061		7	45.356		<u>45.805</u>	89.7	52.576		208.9	2:23.737	
3	46.273		46.013	90.4	<u>52.244</u>		206.5	2:24.530		8	45.007		45.858	92.6	52.714		209.7	<u>2:23.579</u>	
4	45.003		46.147	90.2	52.508		210.1	2:23.658		9	46.023		46.423	92.1	52.684		<u>214.3</u>	2:25.130	
5	44.982		46.011	<u>93.6</u>	52.842		207.3	2:23.835		10									

21 Team Nuoor te									Caterham										
lap	Sect-1	Speed	Sect-2	Speed	Sect-3	Speed	TopSpeed	laptime	pit	lap	Sect-1	Speed	Sect-2	Speed	Sect-3	Speed	Topspeed	laptime	pit
1			45.821	89.7	52.220		172.2	2:25.673		6	44.310		<u>44.555</u>	87.5	51.619		208.5	<u>2:20.484</u>	
2	46.040		45.277	90.4	51.790		210.9	2:23.107		7	44.975		44.774	<u>96.7</u>	52.360		203.0	2:22.109	
3	44.952		44.676	87.9	<u>51.481</u>		211.4	2:21.109		8	45.213		44.826	95.3	52.412		210.1	2:22.451	
4	44.483		44.810	89.9	51.841		208.9	2:21.134		9	44.347		44.859	93.3	51.988		<u>212.2</u>	2:21.194	
5	<u>44.282</u>		44.611	88.7	51.908		209.7	2:20.801		10									



## Portimão II Super Racing Series

### Autódromo Internacional do Algarve

Super 7 by Toyo Tires

6 - 8 November 2020

Laps and Sector Times - Corrida 2

Autodromo Internacional Algarve - 4652 mtr.

23 Team Nuoorste									Caterham										
lap	Sect-1	Speed	Sect-2	Speed	Sect-3	Speed	TopSpeed	laptime	pit	lap	Sect-1	Speed	Sect-2	Speed	Sect-3	Speed	Topspeed	laptime	pit
1			46.114	85.2	51.906		174.2	2:26.559		6	44.924		45.423	76.8	52.493		208.5	2:22.840	
2	45.662		45.562	88.9	51.784		213.0	2:23.008		7	45.158		45.496	83.0	52.505		206.1	2:23.159	
3	44.916		<u>44.689</u>	77.6	<u>50.933</u>		201.5	<u>2:20.538</u>		8	45.202		45.452	79.8	52.819		206.5	2:23.473	
4	<u>44.570</u>		45.773	74.6	51.655		<u>214.7</u>	2:21.998		9	45.279		45.433	<u>90.2</u>	53.835		206.5	2:24.547	
5	44.711		45.270	85.0	51.989		212.6	2:21.970		10									

25 Speedy Motorsport									Caterham										
lap	Sect-1	Speed	Sect-2	Speed	Sect-3	Speed	TopSpeed	laptime	pit	lap	Sect-1	Speed	Sect-2	Speed	Sect-3	Speed	Topspeed	laptime	pit
1			45.696	88.5	52.053		180.6	2:22.981		6	45.448		44.698	89.6	52.058		197.4	2:22.204	
2	45.026		<u>44.466</u>	87.7	<u>51.817</u>		195.7	<u>2:21.309</u>		7	45.594		45.010	93.4	51.961		198.2	2:22.565	
3	45.048		44.597	85.9	52.011		<u>206.5</u>	2:21.656		8	44.850		44.763	94.4	52.285		204.9	2:21.898	
4	44.922		44.941	82.9	51.872		206.1	2:21.735		9	45.138		44.952	<u>97.9</u>	53.463		202.6	2:23.553	
5	<u>44.773</u>		44.735	92.8	51.882		204.9	2:21.390		10									

26 Gomes-Araújo									Caterham										
lap	Sect-1	Speed	Sect-2	Speed	Sect-3	Speed	TopSpeed	laptime	pit	lap	Sect-1	Speed	Sect-2	Speed	Sect-3	Speed	Topspeed	laptime	pit
1			47.768	84.6	53.426		138.8	2:31.529		6	45.912		47.128	86.1	53.458		<u>211.8</u>	2:26.498	
2	50.060		47.912	84.2	53.935		191.8	2:31.907		7	45.800		47.772	90.7	53.455		206.9	2:27.027	
3	48.146		46.652	86.5	<u>52.833</u>		204.9	2:27.631		8	45.959		46.762	91.4	53.522		209.7	2:26.243	
4	47.093		46.843	88.6	52.999		182.7	2:26.935		9	45.894		47.044	93.1	53.734		206.1	2:26.672	
5	<u>45.447</u>		<u>46.015</u>	<u>93.7</u>	53.793		208.9	<u>2:25.255</u>		10									

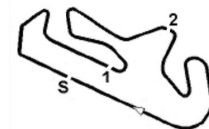
29 Team Nuoorste									Caterham										
lap	Sect-1	Speed	Sect-2	Speed	Sect-3	Speed	TopSpeed	laptime	pit	lap	Sect-1	Speed	Sect-2	Speed	Sect-3	Speed	Topspeed	laptime	pit
1			47.706	89.0	53.700		140.4	2:32.424		6	49.090		46.506	88.7	53.343		204.2	2:28.939	
2	48.155		47.086	92.5	53.791		180.6	2:29.032		7	47.576		46.575	92.2	<u>53.046</u>		<u>206.9</u>	2:27.197	
3	46.853		46.749	93.6	53.214		192.2	2:26.816		8	45.907		<u>45.805</u>	90.2	53.371		198.5	<u>2:25.083</u>	
4	45.970		46.363	86.5	53.631		203.4	2:25.964		9	<u>45.783</u>		46.193	<u>95.6</u>	53.916		198.9	2:25.892	
5	47.395		47.269	92.9	54.053		196.7	2:28.717		10									

30 BCM Sports									Caterham										
lap	Sect-1	Speed	Sect-2	Speed	Sect-3	Speed	TopSpeed	laptime	pit	lap	Sect-1	Speed	Sect-2	Speed	Sect-3	Speed	Topspeed	laptime	pit
1	49.719		46.926	91.2	52.763		162.4	2:29.408		6	45.020		44.826	97.1	<u>51.543</u>		213.4	2:21.389	
2	44.968		45.489	88.8	51.946		212.6	2:22.403		7	44.777		45.223	<u>97.8</u>	51.932		213.4	2:21.932	
3	45.305		44.823	87.1	51.671		209.3	2:21.799		8	44.465		45.115	84.1	52.737		215.1	2:22.317	
4	45.155		45.282	88.0	52.192		211.8	2:22.629		9	44.462		46.245	89.0	53.469		<u>216.0</u>	2:24.176	
5	<u>44.194</u>		<u>44.623</u>	97.4	51.858		213.4	<u>2:20.675</u>		10									

31 BCM Sports									Caterham										
lap	Sect-1	Speed	Sect-2	Speed	Sect-3	Speed	TopSpeed	laptime	pit	lap	Sect-1	Speed	Sect-2	Speed	Sect-3	Speed	Topspeed	laptime	pit
1	53.539		52.326	86.3	55.286		128.4	2:41.151		6	46.154		<u>46.289</u>	82.1	54.851		<u>208.9</u>	2:27.294	
2	48.398		48.630	81.8	1:03.740		180.0	2:40.768		7	45.714		47.025	82.4	53.774		205.7	2:26.513	
3	45.643		46.881	84.6	<u>53.070</u>		204.9	<u>2:25.594</u>		8	45.960		47.861	83.3	53.953		<u>208.9</u>	2:27.774	
4	<u>45.248</u>		1:05.536	75.3	53.650		205.3	2:44.434		9	45.783		49.748	82.4	53.804		205.7	2:29.335	
5	45.826		47.001	<u>86.7</u>	53.959		201.5	2:26.786		10									

33 D.Saraiva-S.Saraiva									Caterham										
lap	Sect-1	Speed	Sect-2	Speed	Sect-3	Speed	TopSpeed	laptime	pit	lap	Sect-1	Speed	Sect-2	Speed	Sect-3	Speed	Topspeed	laptime	pit
1	50.751		47.611	87.0	53.054		154.1	2:31.416		6	44.961		46.078	84.4	52.551		206.9	2:23.590	
2	45.981		45.345	86.7	52.745		187.8	2:24.071		7	44.704		45.705	85.2	53.288		201.5	2:23.697	
3	<u>44.610</u>		45.617	<u>90.2</u>	52.857		<u>210.1</u>	2:23.084		8	46.757		46.357	86.3	53.363		203.8	2:26.477	
4	45.272		45.348	85.0	<u>52.101</u>		206.1	<u>2:22.721</u>		9	45.818		45.886	89.0	52.861		199.6	2:24.565	
5	45.392		<u>45.334</u>	88.7	52.293		208.1	2:23.019		10									

37 Garagem 19									Caterham										
lap	Sect-1	Speed	Sect-2	Speed	Sect-3	Speed	TopSpeed	laptime	pit	lap	Sect-1	Speed	Sect-2	Speed	Sect-3	Speed	Topspeed	laptime	pit
1	48.674		48.651	<u>87.0</u>	53.914		180.0	2:31.239		6	46.930		47.167	83.7	53.207		191.2	2:27.304	
2	47.859		47.787	82.4	53.517		193.5	2:29.163		7	<u>46.191</u>		<u>46.465</u>	78.7	<u>52.946</u>		198.2	<u>2:25.602</u>	
3	46.750		47.122	85.7	53.452		193.2	2:27.324		8	46.818		46.816	80.4	53.865		190.5	2:27.499	
4	46.581		47.604	81.4	53.572		193.9	2:27.757		9	46.952		46.892	84.5	53.057		186.5	2:26.901	
5	47.123		46.993	80.4	53.302		<u>200.4</u>	2:27.418		10									



**Portimão II Super Racing Series**  
Autódromo Internacional do Algarve

Super 7 by Toyo Tires

6 - 8 November 2020

Laps and Sector Times - Corrida 2

Autodromo Internacional Algarve - 4652 mtr.

44 Atomic-Mageltech								Caterham											
lap	Sect-1	Speed	Sect-2	Speed	Sect-3	Speed	TopSpeed	laptime	pit	lap	Sect-1	Speed	Sect-2	Speed	Sect-3	Speed	Topspeed	laptime	pit
1	52.227		48.406	<u>95.6</u>	54.077		144.6	2:34.710		6	47.700		48.150	82.4	53.114		205.3	2:28.964	
2	46.298		48.778	83.7	54.103		204.2	2:29.179		7	<u>45.701</u>		47.376	85.6	53.178		204.2	2:26.255	
3	47.311		47.973	94.6	53.718		188.5	2:29.002		8	47.457		46.802	90.5	53.035		202.2	2:27.294	
4	46.860		50.506	79.8	53.570		198.9	2:30.936		9	46.216		<u>46.200</u>	91.5	<u>52.948</u>		<u>206.9</u>	<u>2:25.364</u>	
5	46.610		59.189	82.5	53.161		196.4	2:38.960		10									

53 Atomic-Mageltech								Caterham											
lap	Sect-1	Speed	Sect-2	Speed	Sect-3	Speed	TopSpeed	laptime	pit	lap	Sect-1	Speed	Sect-2	Speed	Sect-3	Speed	Topspeed	laptime	pit
1			44.838	<u>91.5</u>	51.297		175.3	2:21.302		6	43.955		44.775	85.2	51.139		205.7	2:19.869	
2	44.335		44.768	81.5	50.986		204.9	2:20.089		7	43.866		44.974	82.4	51.889		206.9	2:20.729	
3	<u>43.775</u>		<u>44.236</u>	87.0	<u>50.775</u>		206.5	<u>2:18.786</u>		8	44.102		45.424	82.8	51.693		206.1	2:21.219	
4	44.657		44.895	84.9	51.487		<u>209.3</u>	2:21.039		9	44.734		45.151	86.1	52.355		205.7	2:22.240	
5	44.235		45.212	83.9	51.363		206.9	2:20.810		10									

57 CRM Motorsport								Caterham											
lap	Sect-1	Speed	Sect-2	Speed	Sect-3	Speed	TopSpeed	laptime	pit	lap	Sect-1	Speed	Sect-2	Speed	Sect-3	Speed	Topspeed	laptime	pit
1	47.417		46.434	85.9	53.829		183.4	2:27.680		6	1:50.047		46.420	85.6	53.334		<u>201.1</u>	3:29.801	
2	46.230		47.330	85.2	53.358		192.9	2:26.918		7	46.581		47.380	80.8	53.462		190.5	2:27.423	
3	46.394		46.492	89.4	<u>52.307</u>		200.0	<u>2:25.193</u>		8	46.103		46.621	79.8	53.572		191.5	2:26.296	
4	46.409		<u>45.893</u>	87.9	52.933		198.2	2:25.235		9	46.731		46.102	<u>90.2</u>	53.023		189.5	2:25.856	
5	<u>45.569</u>		46.770	89.0	54.048		199.6	2:26.387		10									

77 BS Motorsport								Caterham											
lap	Sect-1	Speed	Sect-2	Speed	Sect-3	Speed	TopSpeed	laptime	pit	lap	Sect-1	Speed	Sect-2	Speed	Sect-3	Speed	Topspeed	laptime	pit
1	49.572						178.5	2:40.304		6	48.343		<u>49.153</u>	74.5	55.299		187.5	2:32.795	
2	49.449		50.348	71.1	55.401		174.2	2:35.198		7	<u>48.188</u>		49.950	75.4	55.641		187.2	2:33.779	
3	48.944		50.104	70.9	55.241		<u>191.2</u>	2:34.289		8	48.764		49.846	74.3	1:01.747		186.5	2:40.357	
4	48.295		49.390	75.9	<u>54.447</u>		188.2	<u>2:32.132</u>		9	48.335		50.734	73.3	57.428		184.9	2:36.497	
5	48.529		49.463	<u>77.3</u>	54.962		184.3	2:32.954		10									

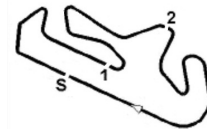
81 BCM Sports								Caterham											
lap	Sect-1	Speed	Sect-2	Speed	Sect-3	Speed	TopSpeed	laptime	pit	lap	Sect-1	Speed	Sect-2	Speed	Sect-3	Speed	Topspeed	laptime	pit
1								2:32.399		6								<u>2:25.404</u>	
2								2:29.574		7								2:25.717	
3								2:26.710		8								2:26.910	
4								2:29.940		9								2:26.851	
5								2:27.699		10									

83 McMillan Motorsport								Caterham											
lap	Sect-1	Speed	Sect-2	Speed	Sect-3	Speed	TopSpeed	laptime	pit	lap	Sect-1	Speed	Sect-2	Speed	Sect-3	Speed	Topspeed	laptime	pit
1	52.897		48.099	92.6	54.628		146.1	2:35.624		6	46.879		46.795	87.7	53.232		195.7	2:26.906	
2	47.421		48.068	85.6	53.947		181.2	2:29.436		7	45.949		46.534	<u>100.5</u>	54.427		200.7	2:26.910	
3	46.475		47.613	96.2	<u>52.400</u>		198.9	2:26.488		8	45.841		47.127	87.9	53.312		<u>206.1</u>	2:26.280	
4	45.876		<u>45.885</u>	98.0	52.764		201.5	<u>2:24.525</u>		9	46.032		47.714	95.0	53.283		196.0	2:27.029	
5	<u>45.319</u>		47.137	91.7	53.860		201.5	2:26.316		10									

94 McMillan Motorsport								Caterham											
lap	Sect-1	Speed	Sect-2	Speed	Sect-3	Speed	TopSpeed	laptime	pit	lap	Sect-1	Speed	Sect-2	Speed	Sect-3	Speed	Topspeed	laptime	pit
1	49.188		56.912	86.1	53.874		172.0	2:39.974		6	46.810		47.087	93.0	<u>52.775</u>		188.2	<u>2:26.672</u>	
2	46.673		55.460	95.9	53.390		191.2	2:35.523		7	47.602		46.133	93.8	53.507		193.2	2:27.242	
3	47.063		46.969	93.1	52.917		189.1	2:26.949		8	46.542		<u>46.084</u>	<u>98.9</u>	58.840		<u>195.3</u>	2:31.466	
4	<u>46.537</u>		47.159	90.5	54.257		189.8	2:27.953		9	46.722		47.046	89.2	53.952		185.6	2:27.720	
5	47.727		47.237	89.9	53.681		184.0	2:28.645		10									

99 CRM Motorsport								Caterham											
lap	Sect-1	Speed	Sect-2	Speed	Sect-3	Speed	TopSpeed	laptime	pit	lap	Sect-1	Speed	Sect-2	Speed	Sect-3	Speed	Topspeed	laptime	pit
1			48.727	84.2	53.343		176.2	2:28.581		3	46.554		<u>45.455</u>	93.5	Pit In		<u>204.2</u>	2:37.769	
2	<u>45.628</u>		46.065	<u>94.7</u>	<u>52.930</u>		<u>204.2</u>	<u>2:24.623</u>		4									

125 McMillan Motorsport								Caterham											
lap	Sect-1	Speed	Sect-2	Speed	Sect-3	Speed	TopSpeed	laptime	pit	lap	Sect-1	Speed	Sect-2	Speed	Sect-3	Speed	Topspeed	laptime	pit
1	47.057		46.081	84.8	52.847		181.2	2:25.985		6	<u>44.972</u>		45.126	90.3	52.394		<u>203.4</u>	2:22.492	
2	46.607		46.615	86.0	52.872		181.2	2:26.094		7	44.999		<u>44.810</u>	87.4	53.115		196.7	2:22.924	



Portimão II Super Racing Series  
Autódromo Internacional do Algarve

Super 7 by Toyo Tires

6 - 8 November 2020

Laps and Sector Times - Corrida 2

Autodromo Internacional Algarve - 4652 mtr.

3	45.515	44.891	87.5	52.100	188.2	2:22.506	8	45.729	45.329	90.8	52.624	200.0	2:23.682
4	45.298	44.892	91.4	<u>51.963</u>	196.4	<u>2:22.153</u>	9	45.728	45.085	<u>96.3</u>	53.025	195.3	2:23.838
5	45.630	44.822	94.6	52.179	191.2	2:22.631	10						

171 McMillan Motorsport										Caterham									
lap	Sect-1	Speed	Sect-2	Speed	Sect-3	Speed	TopSpeed	laptime	pit	lap	Sect-1	Speed	Sect-2	Speed	Sect-3	Speed	Topspeed	laptime	pit
1			48.392	91.0	54.600		140.4	2:35.851		6	45.822		46.072	90.0	52.486		199.6	2:24.380	
2	47.260		47.717	92.8	53.353		176.5	2:28.330		7	45.432		<u>45.612</u>	85.1	52.334		<u>203.0</u>	<u>2:23.378</u>	
3	45.974		45.753	93.3	53.272		196.0	2:24.999		8	<u>45.039</u>		46.660	94.1	<u>51.879</u>		200.7	2:23.578	
4	45.856		45.688	99.2	53.421		188.5	2:24.965		9	45.782		45.648	<u>103.4</u>	52.221		196.0	2:23.651	
5	46.004		48.031	95.3	53.313		193.2	2:27.348		10									