

IP MOTOREVENTS

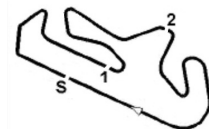
24 - 25 November 2020

Laps and Sector Times - 25- 11-2020

Autodromo Internacional Algarve - 4652 mtr.

1 Eric van de Hoek										Porsche Cayman GT4 Clubsport									
lap	Sect-1	Speed	Sect-2	Speed	Sect-3	Speed	TopSpeed	laptime	pit	lap	Sect-1	Speed	Sect-2	Speed	Sect-3	Speed	Topspeed	laptime	pit
1	Pit Out	142.5	46.971	87.0	53.879			2:28.999		34	42.913	170.1	41.677	87.4	Pit In		180.3	2:22.123	
2	44.291	149.6	44.138	78.1	Pit In		198.5	2:30.824		35	Pit Out	153.4	40.054	98.8	44.088			l: 13:24.556	
3	Pit Out	155.8	44.655	87.3	49.691			7:30.745		36	36.860	183.1	37.736	110.1	42.873		237.9	1:57.469	
4	41.893	141.9	42.918	89.0	49.107		213.9	2:13.918		37	36.387	181.5	36.909	110.9	42.979		242.2	1:56.275	
5	42.151	141.4	43.234	88.5	51.642		221.8	2:17.027		38	36.496	183.4	36.631	116.5	42.580		241.1	1:55.707	
6	46.118	126.6	46.141	87.2	Pit In		179.7	2:31.028		39	36.211	180.0	36.724	116.3	42.282		243.8	1:55.217	
7	Pit Out	147.9	43.687	94.6	50.086			26:52.729		40	36.077	190.1	37.221	91.7	45.539		243.2	1:58.837	
8	41.577	165.9	42.638	89.3	48.005		209.3	2:12.220		41	36.105	189.8	36.417	111.1	42.106		242.7	1:54.628	
9	40.111	170.6	42.865	90.7	47.694		226.9	2:10.670		42	38.070	176.2	36.895	111.1	Pit In		200.7	2:06.356	
10	42.182	151.3	41.234	91.9	48.431		228.8	2:11.847		43	Pit Out	165.9	40.684	99.7	45.201			54:06.849	
11	39.915	163.1	41.979	98.2	46.668		230.3	2:08.562		44	38.705	181.8	39.442	87.9	44.922		234.8	2:03.069	
12	40.000	169.0	40.691	103.9	46.551		228.8	2:07.242		45	37.659	177.6	38.588	86.7	42.915		239.5	1:59.162	
13	40.015	165.6	40.485	93.4	46.668		228.3	2:07.168		46	36.910	182.4	38.132	100.1	42.449		242.2	1:57.491	
14	46.206	136.0	46.301	81.1	Pit In		186.2	2:31.039		47	36.574	186.2	39.130	90.9	42.846		243.2	1:58.550	
15	Pit Out	152.5	42.206	89.1	47.868			3:28.088		48	36.927	185.6	38.328	95.2	42.728		242.2	1:57.983	
16	1:00.269	124.1	41.515	89.0	46.679		227.8	2:28.463		49	37.042	176.5	37.359	98.5	43.040		242.2	1:57.441	
17	39.060	166.2	40.470	97.6	46.168		232.3	2:05.698		50	40.022	157.2	41.164	82.4	Pit In		242.2	2:17.876	
18	39.335	165.4	41.060	97.5	48.566		232.3	2:08.961		51	Pit Out	165.6	40.906	83.3	44.879			46:19.902	
19	39.262	171.7	43.800	100.7	47.736		232.3	2:10.798		52	36.743	191.8	38.159	95.0	42.327		241.6	1:57.229	
20	39.848	168.8	40.777	91.3	Pit In		209.7	2:16.732		53	36.084	191.8	37.609	88.7	42.705		243.8	1:56.398	
21	Pit Out	146.9	41.337	82.3	47.952			38:00.847		54	36.093	180.6	39.338	96.6	43.043		243.8	1:58.474	
22	1:16.083	128.1	41.752	88.1	46.651		222.2	2:44.486		55	36.388	178.8	37.591	92.6	42.615		242.2	1:56.594	
23	39.819	163.4	43.120	86.8	47.146		232.3	2:10.085		56	42.635	114.9	39.403	99.5	Pit In		244.9	2:13.959	
24	40.162	165.6	41.488	91.9	50.186		231.8	2:11.836		57	Pit Out	175.3	38.275	92.8	43.908			12:29.864	
25	40.704	152.3	41.508	88.7	46.721		230.3	2:08.933		58	37.444	150.6	38.612	106.6	45.366		243.2	2:01.422	
26	39.827	169.0	41.184	97.5	46.927		232.3	2:07.938		59	36.327	166.4	37.894	99.4	44.133		243.2	1:58.354	
27	41.465	151.7	41.200	87.5	46.718		233.8	2:09.383		60	40.852	190.8	37.944	112.3	43.328		152.8	2:02.124	
28	40.179	166.4	41.070	90.7	Pit In		232.8	2:20.160		61	38.912	153.8	38.822	103.4	44.748		245.5	2:02.482	
29	Pit Out	166.9	40.859	91.3	46.642			32:20.510		62	49.669	112.0	40.028	91.1	44.148		182.4	2:13.845	
30	39.662	166.2	41.521	87.9	46.629		234.8	2:07.812		63	36.678	183.7	37.529	91.3	43.134		242.2	1:57.341	
31	39.646	174.5	41.389	91.0	46.694		235.3	2:07.729		64	35.868	178.8	39.034	91.7	Pit In		243.8	2:29.688	
32	39.508	167.7	40.281	94.2	46.959		236.8	2:06.748		65								l: 05:22.930	
33	42.092	159.8	40.938	82.6	46.782		234.8	2:09.812		66									

2 Jan Dobber										Porsche Cayman GT4 Clubsport									
lap	Sect-1	Speed	Sect-2	Speed	Sect-3	Speed	TopSpeed	laptime	pit	lap	Sect-1	Speed	Sect-2	Speed	Sect-3	Speed	Topspeed	laptime	pit
1	Pit Out	122.9	52.937	86.7	55.205			2:35.128		33	39.494	166.2	40.342	99.1	47.409		235.8	2:07.245	
2	44.475	135.2	44.964	91.6	50.287		183.7	2:19.726		34	39.101	171.4	40.469	100.6	Pit In		234.8	2:20.175	
3	42.763	137.1	42.701	90.9	48.713		197.1	2:14.177		35	Pit Out	155.8	40.868	98.8	47.903			9:58.874	
4	40.293	155.8	42.151	86.6	48.722		231.8	2:11.166		36	39.252	166.7	40.669	103.3	47.852		238.4	2:07.773	
5	39.800	168.0	41.086	74.1	48.992		235.3	2:09.878		37	39.891	156.7	40.492	99.5	47.553		237.4	2:07.936	
6	44.324	125.6	50.080	75.7	Pit In		216.4	2:36.340		38	39.019	170.9	41.345	95.3	47.781		237.9	2:08.145	
7	Pit Out	142.1	41.974	92.6	49.135			8:21.688		39	39.474	179.4	40.417	103.5	47.163		238.9	2:07.054	
8	41.217	142.1	42.090	87.5	49.760		227.4	2:13.067		40	39.324	161.4	43.781	83.7	Pit In		238.4	2:21.387	
9	44.930	125.1	44.107	87.6	Pit In		187.5	2:26.083		41	Pit Out	129.5	46.872	83.5	51.694			l: 22:44.886	
10	Pit Out	151.9	44.767	90.2	49.583			28:25.749		42	43.063	137.6	42.301	92.5	47.661		193.9	2:13.025	
11	42.091	170.1	42.481	93.0	48.446		225.0	2:13.018		43	38.435	166.9	39.653	98.3	47.070		242.2	2:05.158	
12	41.542	128.6	41.938	95.6	48.421		226.9	2:11.901		44	37.532	180.9	38.741	101.7	45.110		240.0	2:01.383	
13	40.676	148.6	41.478	92.4	48.734		229.3	2:10.888		45	36.964	176.8	39.001	104.5	45.327		242.2	2:01.292	
14	40.940	151.0	41.185	91.4	49.504		227.4	2:11.629		46	37.096	185.9	38.598	100.3	44.944		242.7	2:00.638	
15	40.107	170.6	41.284	94.7	48.242		229.8	2:09.633		47	41.664	162.2	42.941	99.6	Pit In		242.7	2:18.227	
16	40.276	146.5	44.986	79.3	Pit In		231.8	2:32.049		48	Pit Out	163.4	39.622	92.5	46.566			4:05.306	
17	Pit Out	158.8	41.036	94.2	48.572			5:16.235		49	38.446	182.4	38.085	104.8	44.825		241.1	2:01.356	
18	39.569	171.2	41.177	94.8	48.045		231.8	2:08.791		50	37.040	175.6	38.644	102.8	Pit In		242.7	2:20.753	
19	39.711	137.4	41.022	94.7	48.054		233.3	2:08.787		51	Pit Out	125.6	48.441	84.8	52.150			8:11.403	
20	39.086	173.1	41.258	91.8	48.634		232.8	2:08.978		52	46.941	127.1	48.818	81.6	Pit In		176.8	2:40.114	
21	39.364	163.1	41.084	97.6	47.705		233.3	2:08.153		53	Pit Out	148.8	42.219	95.7	50.393			26:38.291	
22	39.685	148.1	40.565	98.8	47.608		233.3	2:07.858		54	39.021	166.4	39.578	99.2	45.555		232.8	2:04.154	
23	41.936	120.4	48.134	94.6	Pit In		234.8	2:28.508		55	37.362	189.1	38.197	98.3	44.991		239.5	2:00.550	
24	Pit Out	138.3	43.956	97.6	50.913			19:58.645		56	36.634	190.8	37.936	108.1	45.379		241.6	1:59.949	
25	39.379	164.4	39.970	99.3	47.474		232.3	2:06.823		57	37.037	190.5	37.698	107.1	44.419		242.7	1:59.154	
26	41.473	141.4	41.355	87.0	48.927		235.3	2:11.755		58	36.683	187.8	39.071	67.5	45.284		243.2	2:01.038	
27	40.276	153.0	40.399	104.0	47.293		235.8	2:07.968		59	36.643	191.5	37.539	111.6	44.521		243.2	1:58.703	
28	39.250	173.1	40.771	95.5	48.024		235.3	2:08.045		60	36.302	189.5	37.648	105.1	44.312		242.7	1:58.262	
29	40.986	128.7	47.040	92.9	Pit In		233.3	2:28.446		61	36.351	192.9	37.357	111.2	43.986		243.2	1:57.694	
30	Pit Out	138.3	44.989	90.3	49.996			29:06.995		62	35.969	184.6	37.200	107.7	44.474		244.3	1:57.643	


IP MOTOREVENTS

24 - 25 November 2020

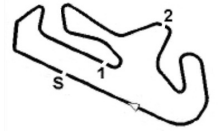
Laps and Sector Times - 25-11-2020

Autodromo Internacional Algarve - 4652 mtr.

31	40.794	165.1	41.350	100.0	47.974	222.2	2:10.118	63	36.258	<u>198.2</u>	41.477	50.8	46.041	243.2	2:03.776
32	42.185	137.8	41.865	101.6	50.070	234.3	2:14.120	64	38.567	142.1	41.862	91.0	Pit In	<u>244.9</u>	2:12.623

5 Ronald Bezuur										Porsche Cayman GT4 Clubsport									
lap	Sect-1	Speed	Sect-2	Speed	Sect-3	Speed	TopSpeed	laptime	pit	lap	Sect-1	Speed	Sect-2	Speed	Sect-3	Speed	Topspeed	laptime	pit
1	Pit Out	141.5	48.219	88.3	54.796			2:27.133		34	40.363	147.3	42.125	96.0	50.530		234.8	2:13.018	
2	45.112	142.5	47.425	79.7	53.540		202.6	2:26.077		35	40.383	154.5	42.039	92.3	50.193		232.8	2:12.615	
3	45.395	147.1	46.251	78.3	55.156		191.5	2:26.802		36	42.238	161.4	41.414	90.5	49.371		229.8	2:13.023	
4	45.857	135.8	46.783	85.2	54.535		185.2	2:27.175		37	41.147	157.4	41.029	96.5	47.179		212.2	2:09.355	
5	45.374	140.6	46.967	79.7	53.407		189.5	2:25.748		38	39.537	169.3	40.919	95.9	47.177		237.9	2:07.633	
6	45.514	127.7	45.673	86.7	Pit In		184.3	2:34.235		39	40.799	168.5	40.779	98.6	47.418		233.8	2:08.996	
7	Pit Out	144.6	43.987	89.3	49.883			24:04.995		40	40.661	151.0	40.853	98.3	Pit In		210.1	2:17.235	
8	43.000	151.3	43.209	94.8	50.914		194.2	2:17.123		41	Pit Out	167.2	41.709	93.4	47.450			7:48.048	
9	41.989	152.1	43.272	91.8	49.351		207.3	2:14.612		42	39.177	161.7	40.841	95.5	47.269		240.0	2:07.287	
10	43.466	150.4	43.119	94.2	49.768		199.6	2:16.353		43	43.868	151.0	43.360	92.0	Pit In		181.2	2:25.069	
11	41.620	154.3	42.417	92.9	48.363		213.4	2:12.400		44	Pit Out	112.9	49.635	81.9	54.355		1:21:36.087		
12	41.324	140.4	47.579	68.6	Pit In		213.9	2:29.653		45	42.410	155.2	44.439	80.3	49.831		210.9	2:16.680	
13	Pit Out	153.4	42.284	94.2	49.109			4:59.368		46	41.283	160.7	40.701	102.8	46.161		208.9	2:08.145	
14	40.752	161.2	42.025	94.9	49.024		220.0	2:11.801		47	38.686	177.3	39.428	103.3	45.136		238.9	2:03.250	
15	40.637	155.8	41.658	95.0	48.326		223.1	2:10.621		48	37.821	172.2	39.249	106.6	44.775		241.6	2:01.845	
16	40.421	152.3	41.268	96.6	48.889		222.7	2:10.578		49	37.741	180.6	38.803	105.7	44.797		241.6	2:01.341	
17	40.308	157.9	41.285	95.3	48.389		224.5	2:09.982		50	37.568	167.2	38.584	105.0	43.907		244.3	2:00.059	
18	40.336	158.6	41.094	96.3	47.110		227.4	2:08.540		51	36.919	178.2	37.998	107.2	43.658		243.2	1:58.575	
19	39.675	160.7	41.370	92.5	47.147		228.3	2:08.192		52	37.260	180.9	37.930	105.8	43.950		243.2	1:59.140	
20	41.110	144.2	41.261	96.1	Pit In		202.2	2:20.568		53	38.226	179.1	38.788	103.3	Pit In		241.6	2:18.528	
21	Pit Out	159.1	40.022	108.5	46.455			9:36.756		54	Pit Out	128.1	44.300	101.6	47.633			48:29.977	
22	39.775	149.4	40.125	107.8	46.170		233.3	2:06.070		55	41.505	161.4	38.814	110.9	44.612		211.8	2:04.931	
23	39.442	158.6	39.836	110.4	45.978		230.3	2:05.256		56	38.738	162.9	38.283	109.2	44.151		244.3	2:01.172	
24	38.847	161.0	39.646	<u>111.7</u>	45.934		232.3	2:04.427		57	36.796	180.0	37.642	104.7	43.647		<u>246.0</u>	1:58.085	
25	41.199	142.5	40.075	109.0	Pit In		220.0	2:18.356		58	36.757	181.8	37.849	108.2	44.237		<u>246.0</u>	1:58.843	
26	Pit Out	154.3	41.865	100.9	47.514			21:25.900		59	36.948	184.0	38.734	105.2	44.601		<u>246.0</u>	2:00.283	
27	39.402	167.2	40.857	102.7	47.753		234.8	2:08.012		60	36.610	190.5	<u>36.975</u>	102.4	43.064		243.8	1:56.649	
28	40.235	163.1	41.349	95.6	47.627		232.3	2:09.211		61	<u>36.292</u>	185.6	39.230	101.7	Pit In		<u>246.0</u>	2:11.136	
29	39.746	162.4	41.042	101.1	47.949		227.4	2:08.737		62	Pit Out	185.6	38.139	101.5	43.782			7:46.872	
30	41.854	146.1	41.860	96.1	Pit In		234.3	2:24.814		63	36.493	184.3	37.626	102.4	<u>42.992</u>		245.5	1:57.111	
31	Pit Out	144.8	41.649	93.9	47.419			11:19.774		64	36.318	180.0	37.271	105.6	43.016		245.5	<u>1:56.605</u>	
32	40.139	160.7	40.964	97.6	47.682		228.3	2:08.785		65	36.373	<u>197.8</u>	37.067	101.4	Pit In		244.9	19:39.777	
33	40.090	165.9	41.055	97.6	47.552		227.8	2:08.697		66									

6 Steven van Rhee										Porsche GT3 Cup									
lap	Sect-1	Speed	Sect-2	Speed	Sect-3	Speed	TopSpeed	laptime	pit	lap	Sect-1	Speed	Sect-2	Speed	Sect-3	Speed	Topspeed	laptime	pit
1	Pit Out	126.6	44.535	78.3	49.501			2:18.874		44	35.563	155.4	37.675	96.9	Pit In		262.8	2:18.936	
2	40.501	134.5	Pit In		Pit In		191.8	8:22.250		45	Pit Out	151.7	36.157	98.4	42.335			3:24.928	
3	Pit Out	102.2	45.115	79.6	51.428			11:33.032		46	35.293	172.2	35.776	104.2	41.251		261.5	1:52.320	
4	44.728	116.1	44.806	79.8	50.729		172.0	2:20.263		47	35.227	165.4	34.874	105.4	41.292		261.5	1:51.393	
5	42.482	126.0	43.480	87.5	50.561		186.9	2:16.523		48	34.806	173.9	35.107	101.8	40.916		263.4	1:50.829	
6	43.544	128.4	41.634	84.0	Pit In		167.2	2:22.776		49	35.166	160.7	36.669	96.9	Pit In		264.7	2:05.417	
7	Pit Out	108.2	41.766	89.3	46.887			19:46.813		50	Pit Out	147.7	37.937	98.2	42.202			51:35.147	
8	39.117	142.3	39.477	90.2	46.408		198.5	2:05.002		51	36.283	151.5	36.731	106.7	41.461		261.5	1:54.475	
9	38.566	141.5	40.833	95.8	46.354		216.4	2:05.753		52	39.079	139.9	38.296	105.7	42.605		262.1	1:59.980	
10	38.307	143.2	38.784	96.8	45.779		225.0	2:02.870		53	36.705	172.0	36.213	108.3	41.720		213.4	1:54.638	
11	38.762	150.6	38.935	92.6	45.151		225.0	2:02.848		54	36.237	142.9	36.899	100.1	42.117		260.9	1:55.253	
12	37.642	156.7	40.655	99.9	45.643		238.9	2:03.940		55	34.769	165.6	35.464	108.1	40.858		263.4	1:51.091	
13	38.562	147.1	38.572	97.2	Pit In		221.8	2:11.789		56	36.054	171.4	35.084	109.9	41.469		264.7	1:52.607	
14	Pit Out	122.3	40.888	94.2	44.921			18:07.113		57	34.615	177.6	35.124	106.9	40.785		260.2	1:50.524	
15	37.972	137.9	39.075	102.0	44.110		243.8	2:01.157		58	34.127	166.4	34.431	105.9	40.493		264.7	1:49.051	
16	37.406	142.7	38.582	99.5	44.569		250.6	2:00.557		59	36.790	133.0	37.147	103.8	Pit In		260.2	2:03.391	
17	38.793	141.4	38.483	108.5	Pit In		251.7	2:12.844		60	Pit Out	147.5	36.155	106.4	40.769			6:27.459	
18	Pit Out	146.3	38.944	94.2	44.840			6:04.535		61	34.412	169.3	34.288	111.7	40.112		261.5	1:48.812	
19	37.780	145.7	38.782	107.6	45.343		248.3	2:01.905		62	34.195	170.1	34.889	113.4	40.010		262.8	1:49.094	
20	37.914	144.8	39.025	105.0	45.528		247.7	2:02.467		63	33.989	167.4	34.054	<u>116.4</u>	39.884		264.1	1:47.927	
21	38.017	142.5	38.929	98.2	45.490		246.0	2:02.436		64	34.027	166.7	35.153	106.1	41.246		264.1	1:50.426	
22	38.179	143.4	39.064	100.3	45.115		235.8	2:02.358		65	33.846	169.3	34.090	110.4	39.812		263.4	1:47.748	
23	41.952	125.6	41.438	94.6	Pit In		181.5	2:21.322		66	34.050	172.0	35.007	101.4	Pit In		264.7	2:01.236	
24	Pit Out	150.0	39.145	96.9	45.227			38:32.016		67	Pit Out	63.2	49.377	103.7	48.526			29:13.278	
25	37.770	154.3	38.795	96.8	45.858		244.3	2:02.423		68	43.603	134.5	36.175	109.1	40.454		163.1	2:00.232	
26	37.452	147.7	39.013	97.2	45.553		257.1	2:02.018		69	7:25.310	132.4	36.723	101.4	Pit In		264.7	8:50.161	
27	37.418	146.7	38.484	93.3	44.921		255.9	2:00.823		70	Pit Out	119.1	38.137	97.5	45.514			16:03.823	



IP MOTOREVENTS

24 - 25 November 2020

Laps and Sector Times - 25-11-2020

Autodromo Internacional Algarve - 4652 mtr.

28	40.891	138.6	38.990	103.4	46.297	255.3	2:06.178	71	35.531	162.7	35.039	107.6	40.126	226.9	1:50.696
29	39.776	151.0	40.013	94.2	46.777	210.5	2:06.566	72	33.797	167.7	34.025	112.0	39.765	265.4	1:47.587
30	58.804	130.4	39.483	98.0	Pit In	250.0	2:30.972	73	34.120	167.2	34.502	106.3	40.465	266.7	1:49.087
31	Pit Out	154.3	39.114	101.8	44.630		3:49.679	74	34.948	151.0	34.698	103.7	Pit In	266.7	2:02.859
32	37.816	152.1	39.114	92.1	45.002	254.1	2:01.932	75	Pit Out	167.7	38.789	97.3	43.034		3:35.897
33	38.566	137.4	39.741	68.4	45.396	254.1	2:03.703	76	33.771	170.6	34.255	112.7	40.063	265.4	1:48.089
34	37.968	153.2	38.587	94.8	45.017	248.8	2:01.572	77	34.760	148.8	35.560	103.0	40.362	<u>267.3</u>	1:50.682
35	37.876	158.1	38.492	89.8	45.091	254.1	2:01.459	78	34.536	162.9	35.404	101.5	40.381	266.7	1:50.321
36	45.247	110.3	41.718	101.3	Pit In	254.7	2:21.116	79	36.515	127.2	37.742	94.2	Pit In	265.4	2:04.144
37	Pit Out	110.0	46.238	83.4	47.959		1:13:03.083	80	Pit Out	163.6	35.369	102.7	40.226		6:05.083
38	43.659	144.4	39.321	91.2	45.443	150.8	2:08.423	81	33.800	166.9	34.199	116.3	40.166	265.4	1:48.165
39	36.558	164.4	36.962	101.6	42.764	253.5	1:56.284	82	33.862	171.7	33.884	111.3	<u>39.491</u>	263.4	1:47.237
40	35.978	164.4	36.721	109.0	41.944	260.2	1:54.643	83	33.513	181.5	33.768	113.4	39.529	266.0	<u>1:46.810</u>
41	35.455	159.1	35.906	100.0	41.547	260.9	1:52.908	84	33.440	<u>184.9</u>	34.520	107.6	41.072	266.0	1:49.032
42	35.649	175.9	36.832	104.9	42.821	260.9	1:55.302	85	<u>33.405</u>	184.0	<u>33.716</u>	113.1	Pit In	266.0	1:55.553
43	35.435	156.3	35.772	106.1	41.682	260.9	1:52.889	86							

7 Roger Hodenius									Porsche GT3 Cup										
lap	Sect-1	Speed	Sect-2	Speed	Sect-3	Speed	TopSpeed	laptime	pit	lap	Sect-1	Speed	Sect-2	Speed	Sect-3	Speed	Topspeed	laptime	pit
1	Pit Out	126.9	41.181	103.3	46.348			2:10.641		34	35.237	176.5	35.874	114.8	40.700	259.6	1:51.811		
2	37.034	174.8	37.727	103.8	43.970		254.1	1:58.731		35	35.136	185.6	35.188	119.2	41.242	261.5	1:51.566		
3	37.015	173.4	37.918	102.6	43.664		255.3	1:58.597		36	34.305	190.8	34.420	116.1	<u>40.257</u>	262.1	<u>1:48.982</u>		
4	37.557	160.7	37.623	109.3	43.512		255.3	1:58.692		37	34.116	191.2	34.716	100.4	41.417	263.4	1:50.249		
5	36.969	182.1	38.435	108.5	Pit In		251.2	2:11.879		38	<u>34.062</u>	<u>192.5</u>	35.327	116.8	Pit In	263.4	1:57.885		
6	Pit Out	136.9	40.764	96.8	Pit In			7:30.319		39	Pit Out	152.1	40.656	104.5	43.492		9:47.158		
7	Pit Out	159.1	39.767	104.9	45.155			8:06.963		40	35.574	167.7	36.506	107.6	41.871	262.1	1:53.951		
8	39.499	147.7	40.616	99.4	46.091		219.1	2:06.206		41	34.814	169.3	36.089	111.3	41.223	264.1	1:52.126		
9	39.102	154.3	42.797	89.7	50.259		225.5	2:12.158		42	35.807	175.6	35.643	112.6	41.625	260.9	1:53.075		
10	42.084	151.7	46.584	86.0	Pit In		206.1	2:29.052		43	35.240	175.0	35.566	116.9	41.652	262.1	1:52.458		
11	Pit Out	155.6	40.856	92.2	46.080			34:12.805		44	34.961	173.9	34.783	<u>121.3</u>	42.238	261.5	1:51.982		
12	38.370	161.4	39.059	106.2	45.381		237.9	2:02.810		45	35.179	176.8	35.037	108.8	Pit In	259.0	2:20.604		
13	37.794	163.4	39.259	96.3	45.802		244.9	2:02.855		46	Pit Out	158.6	36.394	111.9	41.753		6:28.531		
14	37.892	158.4	38.717	102.3	45.043		243.2	2:01.652		47	42.108	132.7	49.884	86.4	Pit In	208.5	2:35.116		
15	47.420	113.3	45.734	84.2	Pit In		180.6	2:32.119		48	Pit Out	140.1	39.498	102.9	42.754		25:05.315		
16	Pit Out	150.4	40.163	99.9	44.605			4:11.479		49	36.654	160.0	35.743	115.3	41.707	243.8	1:54.104		
17	37.567	156.1	38.227	104.5	44.589		253.5	2:00.383		50	35.778	165.4	35.413	108.3	41.248	259.0	1:52.439		
18	37.220	168.0	38.092	104.8	44.617		252.9	1:59.929		51	35.454	172.8	35.114	115.9	41.244	259.6	1:51.812		
19	56.525	164.6	39.357	103.0	45.968		252.3	2:21.850		52	35.059	172.0	35.045	114.2	41.738	260.9	1:51.842		
20	37.408	170.1	37.764	108.5	44.639		251.7	1:59.811		53	34.944	172.5	35.291	110.4	41.129	262.1	1:51.364		
21	37.307	167.4	38.637	108.3	44.671		253.5	2:00.615		54	34.969	169.0	35.654	106.6	41.422	263.4	1:52.045		
22	37.431	165.9	38.140	103.9	44.735		249.4	2:00.306		55	34.821	172.2	35.882	93.5	41.585	262.8	1:52.288		
23	37.384	163.6	38.124	107.4	44.835		252.3	2:00.343		56	34.838	176.8	34.991	106.1	41.066	262.1	1:50.895		
24	37.709	162.7	38.351	103.3	44.902		250.0	2:00.962		57	34.801	173.9	34.993	114.3	41.050	262.1	1:50.844		
25	37.756	138.8	38.971	105.9	Pit In		248.8	2:17.208		58	34.359	178.2	34.726	112.1	40.998	263.4	1:50.083		
26	Pit Out	60.4	59.191	86.9	1:02.315			57:10.657		59	34.512	176.5	35.513	108.1	40.937	264.7	1:50.962		
27	37.649	155.2	38.840	104.3	45.241		246.6	2:01.730		60	34.522	183.1	35.702	104.2	42.040	264.7	1:52.264		
28	37.512	166.9	38.340	103.4	44.916		255.9	2:00.768		61	34.597	180.6	<u>34.385</u>	109.0	40.757	263.4	1:49.739		
29	38.567	160.5	38.292	108.9	44.735		224.5	2:01.594		62	35.159	183.7	34.546	113.8	40.859	<u>265.4</u>	1:50.564		
30	37.569	158.6	39.879	92.3	46.635		256.5	2:04.083		63	34.570	184.6	35.562	112.7	41.195	264.1	1:51.327		
31	40.150	164.9	38.383	108.5	Pit In		237.4	2:12.488		64	34.451	181.5	34.526	110.9	40.794	263.4	1:49.771		
32	Pit Out	142.1	37.800	108.7	42.007			1:28:46.339		65	35.786	155.4	38.522	95.3	Pit In	263.4	2:08.929		
33	35.712	161.4	36.822	112.5	41.538		258.4	1:54.072		66									

8 Dick Burger									Porsche GT3 Cup										
lap	Sect-1	Speed	Sect-2	Speed	Sect-3	Speed	TopSpeed	laptime	pit	lap	Sect-1	Speed	Sect-2	Speed	Sect-3	Speed	Topspeed	laptime	pit
1	Pit Out	101.8	43.337	94.1	49.314			2:15.275		42	Pit Out	127.7	46.540	89.6	51.950		6:18.748		
2	40.831	155.6	40.780	98.8	46.932		201.9	2:08.543		43	42.033	144.4	43.364	95.3	49.289	229.3	2:14.686		
3	39.751	161.0	40.928	101.8	47.052		240.5	2:07.731		44	41.446	144.8	41.727	96.6	47.602	234.3	2:10.775		
4	37.966	177.6	39.603	94.7	Pit In		251.2	2:26.548		45	40.469	157.0	40.537	99.4	46.326	232.8	2:07.332		
5	Pit Out	157.9	42.687	94.2	1:10.920			8:03.293		46	38.793	155.2	38.757	107.5	44.387	251.2	2:01.937		
6	41.903	148.6	43.818	95.9	49.040		198.5	2:14.761		47	37.691	168.5	38.576	106.9	43.787	254.1	2:00.054		
7	41.577	145.0	45.323	85.7	Pit In		226.4	2:34.153		48	37.167	170.3	37.466	101.5	43.353	256.5	1:57.986		
8	Pit Out	129.5	41.567	102.0	45.608			34:06.993		49	36.921	172.0	36.961	111.3	43.290	257.8	1:57.172		
9	37.770	157.7	39.035	104.2	44.925		231.8	2:01.730		50	36.181	170.3	37.034	118.0	42.438	258.4	1:55.653		
10	37.560	174.8	38.618	91.2	45.263		243.8	2:01.441		51	36.063	184.0	36.603	113.3	42.453	258.4	1:55.119		
11	37.496	174.8	37.708	105.0	44.580		247.1	1:59.784		52	37.256	174.5	36.009	112.4	42.118	258.4	1:55.383		
12	37.142	151.9	39.446	102.6	Pit In		251.7	2:24.265		53	35.417	184.0	36.084	93.4	43.128	259.0	1:54.629		
13	Pit Out	167.4	39.062	102.3	45.715			14:59.907		54	35.550	180.9	35.840	116.3	41.466	256.5	1:52.856		

IP MOTOREVENTS

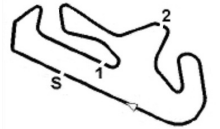
24 - 25 November 2020

Laps and Sector Times - 25-11-2020

Autodromo Internacional Algarve - 4652 mtr.

14	37.197	189.5	39.681	98.8	46.136	251.2	2:03.014	55	36.199	185.2	35.571	117.3	41.915	256.5	1:53.685
15	37.938	161.2	39.058	106.1	45.541	249.4	2:02.537	56	36.112	173.1	36.072	<u>127.2</u>	41.460	259.0	1:53.644
16	37.532	175.6	1:42.198	97.3	46.643	251.7	3:06.373	57	34.915	178.8	35.318	113.6	Pit In	262.8	2:03.728
17	37.827	173.1	39.284	103.3	45.599	250.0	2:02.710	58	Pit Out	136.0	45.754	107.2	49.443		51:56.044
18	38.773	165.6	38.905	103.5	45.627	242.7	2:03.305	59	39.177	157.0	38.121	106.9	42.772	208.5	2:00.070
19	37.640	153.4	38.971	103.3	44.951	254.1	2:01.562	60	35.553	182.7	35.793	113.7	41.347	257.1	1:52.693
20	37.628	155.6	39.305	98.0	45.402	254.1	2:02.335	61	34.660	191.2	35.341	111.0	41.435	259.6	1:51.436
21	38.421	160.2	38.529	112.3	45.337	219.5	2:02.287	62	34.449	188.2	35.045	116.1	40.988	259.6	1:50.482
22	38.177	153.4	40.516	100.6	45.253	255.3	2:03.946	63	34.096	193.2	34.835	111.3	40.496	260.9	1:49.427
23	38.217	159.1	38.662	91.9	46.225	248.8	2:03.104	64	34.013	200.4	34.838	110.7	40.606	261.5	1:49.457
24	37.437	172.5	42.339	102.1	Pit In	253.5	2:22.068	65	47.042	127.7	37.875	101.5	Pit In	181.8	2:25.327
25	Pit Out	159.3	39.771	106.3	46.788		27:58.591	66	Pit Out	176.5	36.525	112.9	41.700		8:22.536
26	7:11.872	155.4	40.840	101.4	Pit In	250.6	8:51.408	67	34.638	181.5	36.526	118.7	41.222	259.0	1:52.386
27	Pit Out	161.0	42.542	102.8	45.464		6:08.240	68	34.735	189.1	34.820	116.8	40.953	259.6	1:50.508
28	37.678	161.2	38.548	103.5	45.695	254.1	2:01.921	69	34.467	<u>202.2</u>	35.044	111.7	40.930	259.0	1:50.441
29	37.672	172.2	38.612	107.5	45.723	252.9	2:02.007	70	34.487	183.1	35.330	116.3	40.941	260.2	1:50.758
30	37.448	161.9	38.445	110.8	45.474	254.1	2:01.367	71	34.830	189.1	35.158	118.7	40.892	260.9	1:50.880
31	48.677	107.6	50.857	92.0	Pit In	195.7	2:47.730	72	42.819	121.6	44.741	102.9	Pit In	226.9	2:29.801
32	Pit Out	139.5	40.424	106.3	45.311		6:06.468	73	Pit Out	142.7	38.041	111.0	41.436		24:51.822
33	37.263	175.9	38.168	109.5	45.529	256.5	2:00.960	74	34.643	193.9	34.747	117.8	<u>40.315</u>	261.5	1:49.705
34	37.231	172.2	38.150	109.5	45.346	255.3	2:00.727	75	34.538	186.9	34.882	114.9	40.641	262.1	1:50.061
35	37.578	173.6	38.318	110.2	45.194	254.7	2:01.090	76	33.701	184.0	34.531	122.6	40.402	263.4	1:48.634
36	42.476	136.7	40.157	102.8	Pit In	219.5	2:16.486	77	33.746	186.2	<u>34.414</u>	127.1	40.497	263.4	1:48.657
37	Pit Out	145.2	46.123	99.2	48.071		1:44:12.682	78	33.944	190.5	34.613	119.1	40.533	262.1	1:49.090
38	38.050	159.3	38.427	103.2	44.416	239.5	2:00.893	79	<u>33.339</u>	195.3	34.489	118.6	40.457	<u>264.7</u>	<u>1:48.285</u>
39	1:00.904	118.6	42.702	100.8	Pit In	78.9	3:03.934	80	33.860	189.5	34.425	106.6	42.517	264.1	1:50.802
40	Pit Out	154.9	39.250	110.8	44.597		5:49.013	81	34.686	180.6	36.837	115.5	Pit In	263.4	2:15.697
41	43.465	125.1	51.223	86.6	Pit In	190.1	2:48.581	82							33:12.298

9 Niels Troost										Porsche GT3 Cup									
lap	Sect-1	Speed	Sect-2	Speed	Sect-3	Speed	TopSpeed	laptime	pit	lap	Sect-1	Speed	Sect-2	Speed	Sect-3	Speed	Topspeed	laptime	pit
1	Pit Out	118.6	44.590	78.7	50.969			2:16.230		40	34.768	174.5	34.651	115.1	Pit In		260.9	2:02.640	
2	42.663	127.7	43.092	87.7	50.232		183.7	2:15.987		41	Pit Out	103.5	47.124	88.6			34:01.691		
3	41.639	133.5	43.799	87.5	49.906		208.5	2:15.344		42	38.351	155.2	38.064	89.1	43.828		232.8	2:00.243	
4	41.677	148.8	43.634	91.2	Pit In		200.0	2:21.602		43	36.138	162.2	36.540	103.7	42.253		257.1	1:54.931	
5	Pit Out	126.3	43.236	90.2	49.025			12:14.669		44	35.728	163.6	36.161	107.2	42.046		258.4	1:53.935	
6	39.659	142.7	40.720	94.5	48.019		231.8	2:08.398		45	35.473	166.9	35.593	111.1	41.503		259.6	1:52.569	
7	39.128	145.9	40.337	95.1	46.692		242.7	2:06.157		46	35.029	164.9	35.223	115.3	41.151		259.6	1:51.403	
8	42.304	135.8	39.691	99.7	Pit In		246.0	2:21.821		47	38.818	145.7	39.664	95.7	Pit In		231.3	2:09.035	
9	Pit Out	134.2	41.708	88.6	47.587			15:44.010		48	Pit Out	98.3	40.135	91.8	44.758		14:48.209		
10	39.067	157.2	1:51.857	91.6	Pit In		233.3	3:32.748		49	35.672	165.6	35.074	113.4	40.593		255.9	1:51.339	
11	Pit Out	128.1	42.481	89.4	47.037			17:26.659		50	36.487	158.6	35.154	114.4	40.750		264.7	1:52.391	
12	39.418	141.4	40.352	92.9	46.626		237.4	2:06.396		51	34.536	171.7	34.255	<u>121.8</u>	40.310		264.1	1:49.101	
13	39.077	146.5	39.638	96.2	46.696		240.0	2:05.411		52	36.405	150.8	39.188	94.7	45.345		265.4	2:00.938	
14	38.622	147.9	39.486	102.3	46.957		244.3	2:05.065		53	34.395	170.6	34.892	109.9	Pit In		260.9	1:56.156	
15	42.242	154.3	39.811	92.7	Pit In		176.5	2:14.775		54	Pit Out	143.2	39.977	64.8	43.136		32:28.207		
16	Pit Out	122.3	40.227	92.7	48.057			8:00.391		55	35.098	170.6	34.571	106.4	43.478		259.0	1:53.147	
17	38.179	146.5	39.224	92.6	45.681		248.8	2:03.084		56	34.880	181.2	36.386	110.8	40.294		262.1	1:51.560	
18	39.277	142.3	38.836	99.3	46.119		254.1	2:04.232		57	34.200	175.3	34.139	108.7	40.539		262.8	1:48.878	
19	37.867	149.2	38.746	102.2	45.621		251.7	2:02.234		58	33.909	179.1	<u>33.947</u>	112.1	40.413		263.4	1:48.269	
20	38.875	142.9	38.941	97.0	45.997		251.2	2:03.813		59	34.035	178.8	34.194	113.3	43.264		264.1	1:51.493	
21	37.823	147.9	39.822	97.9	Pit In		252.3	2:18.801		60	44.334	135.2	40.134	92.5	Pit In		181.8	2:22.771	
22	Pit Out	124.1	40.563	93.8	46.596			37:29.699		61	Pit Out	105.0	38.775	100.0	42.034		14:21.775		
23	38.504	156.1	39.195	93.1	46.090		244.3	2:03.789		62	34.992	164.1	35.264	116.6	41.194		259.6	1:51.450	
24	39.750	156.3	39.371	96.0	46.556		251.7	2:05.677		63	35.154	162.4	34.949	115.3	40.952		262.8	1:51.055	
25	38.709	151.0	40.897	90.0	47.039		251.2	2:06.645		64	34.537	176.5	34.613	115.6	42.393		262.1	1:51.543	
26	42.880	150.6	40.906	98.6	47.016		215.1	2:10.802		65	37.199	132.4	39.450	96.9	43.787		246.6	2:00.436	
27	38.385	157.0	39.229	92.9	46.431		251.7	2:04.045		66	35.604	170.9	37.154	83.5	45.797		259.0	1:58.555	
28	38.497	155.8	39.194	99.2	46.027		254.1	2:03.718		67	34.852	175.0	34.998	111.0	41.019		260.9	1:50.869	
29	38.247	158.6	38.677	97.8	46.145		254.7	2:03.069		68	34.819	180.9	35.351	109.0	Pit In		263.4	1:57.007	
30	39.092	152.1	42.084	81.8	Pit In		253.5	2:16.874		69	Pit Out	122.2	42.545	78.3	44.876		16:25.565		
31	Pit Out	87.2	49.858	83.7	51.319			1:29:55.204		70	35.451	167.7	35.465	100.7	40.984		257.1	1:51.900	
32	42.236	127.8	41.740	93.0	46.373		206.1	2:10.349		71	34.275	175.0	34.603	110.2	40.457		263.4	1:49.335	
33	37.921	154.7	39.904	83.5	47.429		246.6	2:05.254		72	34.243	182.1	34.193	112.6	40.193		265.4	1:48.629	
34	40.197	151.3	38.792	94.9	Pit In		254.7	2:09.515		73	33.915	180.9	34.463	120.5	<u>40.053</u>		<u>266.0</u>	1:48.431	
35	Pit Out	150.6	38.552	94.8	46.097			5:51.592		74	33.729	183.1	34.092	116.0	40.106		265.4	<u>1:47.927</u>	
36	35.635	154.7	36.009	101.8	42.086		258.4	1:53.730		75	33.693	<u>185.2</u>	34.185	121.1	40.556		<u>266.0</u>	1:48.434	
37	35.164	162.2	35.040	107.8	41.320		259.6	1:51.524		76	34.029	184.0	34.415	111.2	40.753		265.4	1:49.197	
38	34.795	165.9	36.594	109.0	41.418		259.6	1:52.807		77	<u>33.651</u>	<u>185.2</u>	34.032	111.8	Pit In		264.7	1:58.068	

**IP MOTOREVENTS**

24 - 25 November 2020

Laps and Sector Times - 25- 11-2020

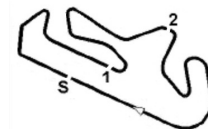
Autodromo Internacional Algarve - 4652 mtr.

39	34.747	163.9	35.153	107.6	41.461	260.9	1:51.361	78							
----	--------	-------	--------	-------	--------	-------	----------	----	--	--	--	--	--	--	--

10 Jan van Kuijk									Porsche GT2 RS Clubsport										
lap	Sect-1	Speed	Sect-2	Speed	Sect-3	Speed	TopSpeed	laptime	pit	lap	Sect-1	Speed	Sect-2	Speed	Sect-3	Speed	Topspeed	laptime	pit
1	Pit Out	139.5	43.264	91.1	49.045			2:15.199		21	37.696	175.0	38.030	102.8	45.267		260.9	2:00.993	
2		40.353	166.9	40.615	97.4	50.580	246.0	2:11.548		22	37.970	168.5	37.887	102.4	44.677		259.6	2:00.534	
3		39.024	179.7	40.723	96.1	47.336	234.8	2:07.083		23	37.212	175.9	37.545	101.0	44.041		261.5	1:58.798	
4		38.832	171.4	40.093	97.0	46.680	244.3	2:05.605		24	38.004	160.0	39.115	92.0	Pit In		262.1	2:13.081	
5		40.253	157.7	39.870	100.5	47.229	234.8	2:07.352		25	Pit Out	143.6	40.957	88.7	47.364			7:47.153	
6		38.787	157.4	39.756	100.4	46.853	243.8	2:05.396		26	37.268	166.7	37.819	105.0	44.974		257.1	2:00.061	
7		39.373	166.2	40.862	93.1	48.994	251.2	2:09.229		27	36.838	178.2	37.680	105.2	43.309		261.5	1:57.827	
8		39.195	154.7	39.448	93.2	46.672	233.8	2:05.315		28	35.891	191.5	36.444	<u>107.2</u>	42.679		268.0	1:55.014	
9		38.547	157.4	39.469	100.2	46.370	248.8	2:04.386		29	35.654	196.4	36.611	103.6	44.207		269.3	1:56.472	
10		38.561	174.8	39.092	99.8	46.535	250.6	2:04.188		30	35.199	198.9	36.042	105.6	43.153		274.1	1:54.394	
11		38.533	165.6	39.042	98.0	46.341	251.7	2:03.916		31	35.836	157.4	36.783	101.7	43.840		268.7	1:56.459	
12		38.275	168.5	40.232	95.1	48.335	252.9	2:06.842		32	38.912	174.8	37.283	103.2	Pit In		236.8	2:05.925	
13		39.139	167.7	39.190	98.7	46.031	229.8	2:04.360		33	Pit Out	195.3	38.757	94.2	44.250			5:56.652	
14		37.954	173.9	38.664	100.7	46.089	261.5	2:02.707		34	34.972	189.8	35.740	102.9	42.806		272.0	1:53.518	
15		37.904	168.8	38.739	102.5	46.881	260.2	2:03.524		35	35.680	184.6	38.134	103.6	42.865		252.3	1:56.679	
16		38.311	179.1	38.955	94.2	46.230	257.1	2:03.496		36	34.951	199.3	35.110	104.1	43.291		272.7	1:53.352	
17		47.598	124.0	44.940	85.9	Pit In	164.4	2:30.488		37	<u>34.681</u>	<u>205.3</u>	35.427	89.0	42.095		270.7	1:52.203	
18	Pit Out	135.8	43.150	84.6	49.002			1:55:12.415		38	34.709	193.9	<u>34.847</u>	106.3	<u>41.529</u>		272.0	<u>1:51.085</u>	
19		38.236	166.9	38.379	103.4	45.695	254.1	2:02.310		39	35.138	204.2	36.146	101.0	Pit In		<u>274.8</u>	2:01.014	
20		37.700	169.3	38.205	106.9	45.039	254.7	2:00.944		40								<u>18:36.655</u>	

11 Ronald van der Geest									Porsche GT2 RS Clubsport										
lap	Sect-1	Speed	Sect-2	Speed	Sect-3	Speed	TopSpeed	laptime	pit	lap	Sect-1	Speed	Sect-2	Speed	Sect-3	Speed	Topspeed	laptime	pit
1	Pit Out	134.2	44.132	91.1	49.989			2:16.005		24	38.714	169.8	37.355	99.0	43.738		238.4	1:59.807	
2		42.786	120.7	44.106	91.1	48.559	206.1	2:15.451		25	36.796	171.2	36.888	102.2	Pit In		264.1	2:05.300	
3		40.203	137.1	41.797	100.8	47.875	231.8	2:09.875		26	Pit Out	153.8	38.284	100.8	43.288			6:47.455	
4		40.106	143.6	41.165	100.9	47.581	230.3	2:08.852		27	36.159	176.5	35.884	107.0	42.206		265.4	1:54.249	
5		39.555	147.9	42.266	100.4	48.157	244.3	2:09.978		28	35.896	175.3	37.838	109.6	43.685		266.7	1:57.419	
6		39.324	155.4	40.673	102.2	54.387	235.3	2:14.384		29	35.519	183.4	36.142	111.6	42.250		268.7	1:53.911	
7		38.719	153.4	39.839	94.7	47.404	250.0	2:05.962		30	37.541	193.9	35.843	111.8	41.920		270.0	1:55.304	
8		38.946	159.1	39.747	103.5	46.768	250.6	2:05.461		31	34.767	197.8	35.478	109.2	41.528		272.7	1:51.773	
9		38.787	166.4	39.514	104.7	46.719	252.3	2:05.020		32	34.496	189.1	35.505	<u>116.4</u>	42.233		276.2	1:52.234	
10		38.384	164.9	39.373	101.6	47.411	255.9	2:05.168		33	34.955	157.0	37.159	105.5	42.347		275.5	1:54.461	
11		39.335	155.8	40.862	103.6	47.010	250.0	2:07.207		34	34.939	192.2	35.126	107.9	41.851		267.3	1:51.916	
12		38.364	169.8	39.050	104.4	46.436	254.1	2:03.850		35	34.693	191.8	35.226	100.2	41.304		272.7	1:51.223	
13		38.530	165.9	40.623	104.2	47.867	253.5	2:07.020		36	34.272	196.7	35.048	111.3	42.040		275.5	1:51.360	
14		38.353	166.7	38.982	104.8	Pit In	250.6	2:13.225		37	34.256	200.7	35.108	106.7	41.072		272.7	1:50.436	
15	Pit Out	151.5	40.684	101.6	47.160			27:58.373		38	33.968	188.2	34.800	110.3	40.931		275.5	1:49.699	
16		38.210	169.3	39.528	98.5	45.839	252.3	2:03.577		39	33.921	<u>202.6</u>	38.951	100.6	41.874		<u>278.4</u>	1:54.746	
17		37.665	168.5	38.518	109.5	45.406	260.2	2:01.589		40	33.848	195.7	36.664	102.1	Pit In		276.9	2:08.336	
18		37.798	165.6	38.263	106.4	45.765	260.9	2:01.826		41	Pit Out	148.6	35.607	113.6	41.074			10:22.606	
19		37.811	183.1	38.404	102.1	45.729	261.5	2:01.944		42	34.112	172.8	34.930	112.6	40.421		275.5	1:49.463	
20		37.994	177.6	38.828	101.2	45.714	259.0	2:02.536		43	34.270	175.3	34.215	109.3	<u>39.814</u>		274.1	1:48.299	
21		37.688	180.0	37.847	106.3	45.333	260.2	2:00.868		44	<u>33.710</u>	187.5	<u>33.945</u>	114.0	40.062		277.6	<u>1:47.717</u>	
22		37.489	184.0	42.233	100.3	Pit In	263.4	2:15.934		45	35.109	166.9	35.703	108.3	Pit In		276.9	2:01.039	
23	Pit Out	146.3	40.828	97.9	46.051			<u>1:03:38.305</u>		46								<u>18:06:59.951</u>	

12 Han Schulten									Porsche Cayman GT4 Clubsport										
lap	Sect-1	Speed	Sect-2	Speed	Sect-3	Speed	TopSpeed	laptime	pit	lap	Sect-1	Speed	Sect-2	Speed	Sect-3	Speed	Topspeed	laptime	pit
1	Pit Out	132.8	48.018	84.3	51.848			2:22.557		43	Pit Out	150.2	40.819	90.2	45.641			3:34.614	
2		46.128	102.8	57.147	63.3	Pit In	200.7	2:56.004		44	38.303	167.7	39.142	99.9	45.051		238.9	2:02.496	
3	Pit Out	142.7	46.442	80.7	51.294			14:00.951		45	37.442	161.0	39.098	100.3	44.340		242.7	2:00.880	
4		43.589	144.2	45.707	87.4	50.466	206.9	2:19.762		46	37.671	154.5	38.518	101.5	44.365		243.2	2:00.554	
5		43.296	130.9	43.627	86.6	49.915	207.3	2:16.838		47	40.876	120.1	45.736	93.8	Pit In		243.2	2:30.471	
6		42.924	145.0	43.087	87.3	Pit In	193.2	2:38.531		48	Pit Out	153.6	40.830	95.9	46.291			12:03.287	
7	Pit Out	140.3	44.491	89.7	49.206			11:04.796		49	46.101	98.4	48.890	90.3	Pit In		189.5	2:42.920	
8		41.484	153.8	43.871	89.2	49.217	207.7	2:14.572		50	Pit Out	143.4	42.115	91.2	47.236			30:05.814	
9		40.956	152.3	44.152	93.5	49.493	212.2	2:14.601		51	41.425	145.9	39.895	104.2	44.667		208.5	2:05.987	
10		41.232	137.8	43.172	91.1	48.807	210.9	2:13.211		52	37.382	172.0	38.772	111.0	43.809		242.2	1:59.963	
11		40.927	145.2	42.634	98.2	48.622	208.9	2:12.183		53	39.091	155.4	39.167	109.4	44.253		241.1	2:02.511	
12		40.699	147.9	42.357	98.9	47.842	213.0	2:10.898		54	38.374	173.9	38.630	105.2	43.694		236.8	2:00.698	
13		41.114	154.3	42.174	96.6	48.710	216.4	2:11.998		55	36.944	170.6	38.030	107.1	43.746		241.6	1:58.720	
14		40.518	142.7	44.997	84.6	50.223	215.1	2:15.738		56	36.864	168.8	40.180	99.2	44.476		242.2	2:01.520	
15		41.316	153.0	41.289	92.5	48.606	198.9	2:11.211		57	36.762	183.1	37.764	111.2	44.116		241.6	1:58.642	


IP MOTOREVENTS

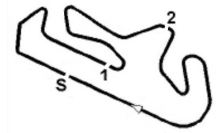
24 - 25 November 2020

Laps and Sector Times - 25-11-2020

Autodromo Internacional Algarve - 4652 mtr.

16	41.069	136.4	42.171	89.3	47.558	212.6	2:10.798	58	37.711	149.8	39.002	108.7	44.051	223.1	2:00.764
17	40.037	149.6	41.918	89.4	Pit In	224.1	2:29.421	59	36.547	171.2	38.227	112.4	43.279	243.2	1:58.053
18	Pit Out	154.1	42.132	96.2	48.078		16:55.094	60	36.958	182.4	37.424	106.6	43.173	240.0	1:57.555
19	41.397	141.5	41.684	105.0	48.476	232.8	2:11.557	61	36.433	174.8	38.938	107.1	Pit In	242.2	2:09.868
20	41.248	153.0	44.413	100.7	48.107	226.4	2:13.768	62	Pit Out	139.9	43.244	96.0	48.539		40:04.215
21	40.289	167.7	42.360	98.7	47.902	226.4	2:10.551	63	39.750	157.0	40.157	97.8	44.923	224.5	2:04.830
22	40.916	149.4	42.131	104.4	47.105	231.3	2:10.152	64	37.537	132.5	38.640	103.3	43.472	240.5	1:59.649
23	40.164	160.2	43.400	96.5	47.154	230.8	2:10.718	65	36.351	184.9	38.131	106.6	43.128	243.8	1:57.610
24	40.327	153.4	41.473	101.1	47.144	233.3	2:08.944	66	36.231	177.6	37.277	109.8	46.064	244.9	1:59.572
25	40.900	140.8	42.455	89.8	47.594	231.3	2:10.949	67	43.386	132.2	40.925	95.3	Pit In	180.3	2:24.190
26	40.194	141.5	41.294	98.7	47.099	233.8	2:08.587	68	Pit Out	153.6	39.789	100.0	44.306		7:03.746
27	42.126	152.5	40.731	104.9	47.166	185.6	2:10.023	69	36.504	178.5	39.632	109.5	43.165	242.7	1:59.301
28	40.081	157.0	40.956	98.5	46.901	232.8	2:07.938	70	36.121	173.1	37.741	111.9	42.987	246.6	1:56.849
29	40.014	143.4	44.014	90.4	Pit In	233.3	2:34.123	71	36.050	169.3	<u>36.797</u>	<u>116.3</u>	42.831	246.6	<u>1:55.678</u>
30	Pit Out	127.2	40.474	105.9	46.082		19:08.419	72	36.340	167.2	37.689	112.1	43.588	246.0	1:57.617
31	38.911	161.4	39.684	108.7	46.053	235.8	2:04.648	73	36.154	<u>190.8</u>	38.200	106.2	43.322	246.0	1:57.676
32	38.948	164.4	39.726	106.6	46.483	235.3	2:05.157	74	36.450	173.9	39.964	95.5	43.362	244.9	1:59.776
33	38.982	170.3	40.599	103.0	46.420	235.3	2:06.001	75	36.206	172.8	37.971	110.8	43.200	246.6	1:57.377
34	41.079	146.5	40.938	102.7	Pit In	235.3	2:29.797	76	36.701	171.4	37.694	108.3	42.771	<u>248.3</u>	<u>1:57.166</u>
35	Pit Out	140.1	42.444	90.6	47.217		33:20.632	77	36.316	180.9	37.029	102.4	42.877	247.1	1:56.222
36	39.917	158.4	41.369	96.5	47.265	233.3	2:08.551	78	36.359	173.4	37.338	104.9	42.997	244.3	1:56.694
37	40.973	150.2	40.871	96.9	47.472	237.4	2:09.316	79	36.146	177.0	37.422	97.1	<u>42.725</u>	246.0	1:56.293
38	39.805	154.1	40.804	90.0	46.680	236.8	2:07.289	80	<u>36.008</u>	187.8	37.906	100.4	43.365	247.1	1:57.279
39	39.479	154.9	41.248	93.0	46.838	238.4	2:07.565	81	36.085	174.5	37.172	101.5	43.156	246.0	1:56.413
40	40.703	155.8	40.820	94.5	Pit In	224.5	2:20.648	82	37.481	152.3	41.204	92.9	Pit In	245.5	2:21.522
41	Pit Out	131.5	46.592	94.6	50.818		1:20:24.468	83							57:07.049
42	43.030	144.8	41.289	96.6	Pit In	197.1	2:19.326	84							

13 Thierry Vermeulen									Porsche GT3 Cup										
lap	Sect-1	Speed	Sect-2	Speed	Sect-3	Speed	TopSpeed	laptime	pit	lap	Sect-1	Speed	Sect-2	Speed	Sect-3	Speed	TopSpeed	laptime	pit
1	Pit Out	122.2	42.767	98.5	48.549			2:11.745		41	37.712	151.7	43.823	82.8	50.434		257.8	2:11.969	
2	39.524	141.4	40.413	98.8	48.272		224.1	2:08.209		42	37.170	149.8	37.460	100.3	44.103		259.0	1:58.733	
3	42.207	125.7	39.630	98.9	45.807		243.2	2:07.644		43	36.899	148.1	37.500	103.8	44.226		259.0	1:58.625	
4	38.375	136.2	40.167	98.1	45.337		246.6	2:03.879		44	37.132	149.6	37.725	105.2	Pit In		259.6	2:06.804	
5	37.894	148.1	38.702	107.2	45.850		251.7	2:02.446		45	Pit Out	141.7	41.230	87.5	48.432			5:29.705	
6	37.401	162.4	38.839	92.9	45.003		257.1	2:01.243		46	37.371	143.2	37.480	107.6	43.863		259.0	1:58.714	
7	40.797	144.6	38.987	104.2	Pit In		194.6	2:19.148		47	36.763	152.3	37.514	109.6	43.836		259.6	1:58.113	
8	Pit Out	136.0	41.624	91.8	47.674			8:43.788		48	38.923	157.7	41.719	82.9	Pit In		247.7	2:19.147	
9	39.053	127.5	41.084	111.7	47.898		234.3	2:08.035		49	Pit Out	105.4	45.137	92.5	46.209			1:20:47.680	
10	41.724	128.7	42.173	107.4	48.625		210.9	2:12.522		50	38.812	137.8	36.843	110.4	41.717		216.4	1:57.372	
11	43.728	132.7	43.624	98.9	Pit In		209.3	2:24.616		51	35.521	149.6	35.706	114.5	41.699		260.2	1:52.926	
12	Pit Out	138.1	40.899	105.1	47.738			23:36.122		52	34.244	176.8	35.589	115.0	41.075		262.1	1:50.908	
13	38.901	150.6	39.698	108.3	46.101		216.4	2:04.700		53	34.061	177.3	34.826	118.8	41.235		264.1	1:50.122	
14	37.735	154.3	38.380	109.6	45.656		239.5	2:01.771		54	34.498	175.6	34.305	<u>125.1</u>	42.007		259.6	1:50.810	
15	38.392	166.9	51.826	104.2	45.579		251.7	2:15.797		55	36.087	152.3	35.874	117.0	42.341		244.3	1:54.302	
16	37.780	150.4	38.993	102.4	45.168		251.7	2:01.941		56	36.646	165.6	35.003	114.6	40.672		263.4	1:52.321	
17	38.495	149.6	42.847	100.9	45.365		250.6	2:06.707		57	34.562	169.8	34.772	113.8	40.408		263.4	1:49.742	
18	38.448	147.7	38.418	104.4	45.536		252.3	2:02.402		58	35.369	177.6	34.552	117.0	Pit In		257.1	7:54.850	
19	37.432	156.3	38.391	101.8	44.101		251.7	1:59.924		59	Pit Out	130.4	41.836	97.8	46.030			1:38:56.624	
20	37.473	148.6	38.681	107.2	Pit In		235.3	2:20.590		60	38.033	153.0	36.363	108.7	41.139		206.1	1:55.535	
21	Pit Out	147.1	39.800	98.5	44.844			21:55.792		61	34.968	176.5	34.494	115.0	40.418		261.5	1:49.880	
22	37.562	155.2	38.290	96.8	46.367		252.9	2:02.219		62	33.822	168.0	37.494	113.3	40.492		264.7	1:51.808	
23	37.799	149.8	40.342	107.4	45.064		255.9	2:03.205		63	33.618	182.7	34.033	115.4	40.275		262.8	1:47.926	
24	37.087	160.0	38.958	102.1	44.801		255.9	2:00.846		64	33.619	178.2	33.781	115.3	39.686		264.1	1:47.086	
25	36.769	150.8	38.092	106.1	44.672		255.9	1:59.533		65	37.212	177.3	34.698	106.5	Pit In		219.5	1:58.336	
26	36.953	150.0	37.636	108.8	44.279		257.1	1:58.868		66	Pit Out	173.6	33.945	119.1	39.560			20:05.760	
27	37.648	149.4	38.825	114.4	46.331		259.0	2:02.804		67	33.345	185.9	33.731	118.8	39.297		264.7	1:46.373	
28	38.151	134.2	38.606	108.8	44.950		252.3	2:01.707		68	33.447	182.1	33.373	120.9	<u>39.255</u>		265.4	1:46.075	
29	39.975	144.6	37.920	101.7	Pit In		240.0	2:10.997		69	33.284	<u>188.5</u>	<u>33.246</u>	121.5	39.530		267.3	1:46.060	
30	Pit Out	134.3	41.708	99.7	45.848			16:56.257		70	33.231	185.6	33.453	122.9	39.334		<u>268.0</u>	1:46.018	
31	37.682	143.2	38.201	101.8	44.629		252.9	2:00.512		71	<u>33.160</u>	184.9	33.346	121.5	39.293		266.7	<u>1:45.799</u>	
32	37.088	145.0	38.190	101.6	44.826		256.5	2:00.104		72	34.396	178.2	33.675	118.4	Pit In		266.0	1:54.054	
33	37.036	148.8	37.712	102.3	45.264		255.9	2:00.012		73	Pit Out	115.0	44.461	90.0	47.021			24:13.559	
34	36.968	153.8	37.922	108.2	47.683		257.1	2:02.573		74	40.064	137.6	36.354	102.1	40.779		190.5	1:57.197	
35	37.190	148.4	38.353	95.1	44.345		255.3	1:59.888		75	33.815	180.0	33.954	115.1	39.733		263.4	1:47.502	
36	36.891	151.9	37.516	113.1	46.312		258.4	2:00.719		76	35.437	169.3	34.286	114.2	40.160		264.1	1:49.883	
37	39.295	140.1	38.747	99.7	Pit In		234.8	2:12.336		77	33.707	179.7	34.195	117.3	39.905		263.4	1:47.807	
38	Pit Out	134.5	39.161	99.9	45.108			18:27.203		78	33.340	183.1	34.419	111.5	40.608		264.1	1:48.367	
39	39.260	139.4	37.900	109.1	44.388		257.1	2:01.548		79	33.896	175.0	34.039	109.4	40.022		261.5	1:47.957	



IP MOTOREVENTS

24 - 25 November 2020

Laps and Sector Times - 25- 11-2020

Autodromo Internacional Algarve - 4652 mtr.

40	39.163	148.4	37.829	100.5	45.169	225.5	2:02.161	80	33.454	175.0	34.439	112.5	Pit In	264.1	1:54.104
----	--------	-------	--------	-------	--------	-------	----------	----	--------	-------	--------	-------	--------	-------	----------

14	Han Sikkens									Ferrari 488									
lap	Sect-1	Speed	Sect-2	Speed	Sect-3	Speed	TopSpeed	laptime	pit	lap	Sect-1	Speed	Sect-2	Speed	Sect-3	Speed	Topspeed	laptime	pit
1	Pit Out	141.2	42.685	97.7	49.749			2:13.585		49	Pit Out	170.1	40.796	116.3	44.724			6:12.342	
2		39.556	153.4	40.420	106.2	46.264	214.7	2:06.240		50		36.469	166.2	36.725	117.0	41.886	260.2	1:55.080	
3		38.219	160.5	39.251	103.2	45.252	244.9	2:02.722		51		35.776	194.2	36.400	105.8	41.714	259.6	1:53.890	
4		38.059	167.4	39.376	97.5	Pit In	250.0	2:15.218		52		34.983	204.2	35.993	105.5	41.395	259.6	1:52.371	
5	Pit Out	150.6	40.686	98.3	47.117			8:13.854		53		37.368	180.9	37.097	100.7	Pit In	258.4	2:05.047	
6		38.564	160.0	39.471	95.3	Pit In	242.7	2:16.004		54	Pit Out	191.5	36.449	110.9	41.813			10:25.122	
7	Pit Out	153.4	46.355	98.4	52.244			16:33.497		55		43.984	131.5	46.214	93.8	Pit In	227.8	2:30.591	
8		42.125	157.0	46.768	88.5	50.835	215.6	2:19.728		56	Pit Out	146.9	39.877	118.6	45.804			25:14.663	
9		41.862	140.3	45.707	96.8	50.621	222.2	2:18.190		57		37.433	160.0	37.729	114.6	43.116	251.7	1:58.278	
10		47.919	131.9	49.587	88.6	Pit In	169.0	2:42.882		58		36.733	177.3	37.239	98.1	42.985	255.3	1:56.957	
11	Pit Out	137.9	45.382	96.4	51.440			7:04.897		59		36.087	181.5	36.659	107.0	41.994	254.7	1:54.740	
12		41.376	164.1	43.621	99.5	49.906	197.1	2:14.903		60		35.240	182.7	36.009	115.4	41.534	255.9	1:52.783	
13		40.919	145.6	42.772	102.1	49.581	231.8	2:11.272		61		39.387	180.0	35.589	121.5	41.410	254.4	1:56.386	
14		40.460	153.8	42.043	96.9	48.612	238.4	2:11.115		62		34.938	197.4	35.035	111.3	40.987	255.3	1:50.960	
15		40.270	157.7	41.992	102.4	Pit In	237.9	2:19.540		63		34.462	192.5	34.921	116.1	Pit In	257.8	1:58.333	
16	Pit Out	153.0	42.197	92.6	48.909			21:14.242		64	Pit Out	172.8	36.056	120.5	41.714			3:53.742	
17		40.514	144.4	41.546	112.6	48.205	236.8	2:10.265		65		34.690	190.8	35.326	109.6	41.048	255.3	1:51.064	
18		39.369	163.4	41.084	104.7	48.413	244.3	2:08.866		66		34.982	189.8	34.858	114.9	41.585	257.1	1:51.425	
19		40.388	157.0	41.473	97.6	48.231	241.6	2:10.092		67		34.238	196.7				255.9	1:52.849	
20		39.189	165.9	40.722	94.1	47.011	244.9	2:06.922		68		34.240	184.3	34.791	113.2	40.781	255.9	1:49.812	
21		40.239	146.7	43.046	109.0	47.390	244.9	2:10.675		69		33.923	197.4	34.875	111.0	Pit In	255.3	1:59.205	
22		39.403	148.6	40.453	106.3	46.760	246.0	2:06.616		70	Pit Out	154.3	39.322	113.8	42.651			4:33.139	
23		38.975	168.8	39.964	104.4	46.647	245.5	2:05.586		71		34.770	193.2	35.964	110.0	40.805	255.9	1:51.539	
24		38.593	163.6	39.774	107.0	46.105	246.6	2:04.472		72		33.966	196.4	34.597	115.5	40.346	256.5	1:48.909	
25		39.909	145.2	40.550	92.1	50.805	247.7	2:11.264		73		33.909	<u>208.1</u>	34.524	101.1	40.769	254.7	1:49.202	
26		40.076	143.4	42.563	105.4	48.577	245.5	2:11.216		74		34.059	198.2	34.467	119.3	40.359	256.5	1:48.885	
27		38.291	160.5	39.515	97.3	45.777	246.6	2:03.583		75		33.561	187.8	34.540	117.4	40.267	259.0	1:48.368	
28		38.569	169.3	39.839	101.9	46.153	248.3	2:04.561		76		40.051	151.7	38.751	115.3	Pit In	244.9	2:13.416	
29		38.050	158.1	39.138	103.6	45.853	248.3	2:03.041		77	Pit Out	186.5	38.454	101.7	43.718			59:11.167	
30		38.752	147.1	39.322	110.0	Pit In	250.6	2:12.989		78		35.837	180.0	38.380	105.7	45.399	255.3	1:59.616	
31	Pit Out	160.2	39.737	98.3	45.278			6:27.686		79		34.145	190.1	34.849	120.5	40.552	258.4	1:49.546	
32		37.806	168.5	38.871	89.0	44.892	248.8	2:01.569		80		33.781	193.2	35.048	110.9	40.437	258.4	1:49.266	
33		37.216	167.7	38.027	109.6	44.794	250.6	2:00.037		81		38.743	166.9	40.708	105.6	41.712	257.1	2:01.163	
34		38.985	147.3	39.323	106.3	Pit In	224.5	2:13.741		82		33.926	185.2	35.899	104.1	41.063	256.5	1:50.888	
35	Pit Out	163.4	42.124	95.8	47.957			37:18.610		83		33.826	198.5	34.599	124.4	40.769	257.1	1:49.194	
36		39.626	137.4	40.299	104.1	46.416	246.0	2:06.341		84		33.788	198.9	34.681	110.3	40.232	257.8	1:48.701	
37		38.437	169.8	40.338	107.5	47.303	248.3	2:06.078		85		33.706	197.8	34.558	122.7	40.192	258.4	1:48.456	
38		38.993	166.7	39.886	103.6	46.011	248.3	2:04.890		86		33.643	204.2	34.507	<u>127.7</u>	40.689	257.8	1:48.839	
39		38.742	169.5	40.034	100.0	Pit In	249.4	2:13.119		87		<u>33.490</u>	202.6	34.743	117.4	40.407	258.4	1:48.640	
40	Pit Out	150.0	41.086	99.9	46.672			4:39.807		88		40.507	168.5	35.951	119.2	40.685	259.0	1:57.143	
41		38.302	160.0	39.484	105.7	45.644	248.8	2:03.430		89		33.667	201.5	34.531	116.3	40.169	260.2	1:48.367	
42		38.177	163.4	39.570	105.7	47.442	250.0	2:05.189		90		33.661	201.9	<u>34.080</u>	120.8	40.158	261.5	1:47.899	
43		38.201	172.0	50.096	93.8	46.855	249.4	2:15.152		91		33.592	194.6	34.220	125.6	<u>40.078</u>	263.4	<u>1:47.890</u>	
44		38.487	163.6	41.485	99.4	Pit In	251.2	2:16.274		92		34.172	180.9	34.301	127.4	40.472	<u>266.7</u>	1:48.945	
45	Pit Out	151.5	40.574	107.7	44.134			1:22:35.228		93		33.942	197.4	34.522	99.3	40.157	262.1	1:48.621	
46		37.729	175.3	36.876	112.7	41.997	238.4	1:56.602		94		34.260	196.4	34.310	124.4	40.256	257.1	1:48.826	
47		35.402	192.9	35.384	115.6	40.923	254.1	1:51.709		95		33.739	194.9	34.271	113.8	40.654	264.1	1:48.664	
48		34.601	185.2	37.726	109.9	Pit In	257.8	2:03.651		96		34.010	191.8	36.069	116.5	Pit In	259.0	2:01.910	

15	Enrico Carlee & Robert Kranenveld									Porsche 997 Cup									
lap	Sect-1	Speed	Sect-2	Speed	Sect-3	Speed	TopSpeed	laptime	pit	lap	Sect-1	Speed	Sect-2	Speed	Sect-3	Speed	Topspeed	laptime	pit
1	Pit Out	103.6	54.591	66.0	58.292			2:40.169		42		42.362	120.0	42.124	83.9	Pit In	222.7	2:22.247	
2		50.217	115.0	52.226	73.0	57.437	155.8	2:39.880		43	Pit Out	133.2	42.945	91.8	46.656			6:24.648	
3		49.265	112.9	51.072	67.6	57.890	158.1	2:38.227		44		40.381	143.8	41.164	86.7	45.584	217.7	2:07.129	
4		51.649	108.1	51.054	78.4	Pit In	154.3	2:50.596		45		39.499	138.5	39.705	98.5	45.214	237.9	2:04.418	
5	Pit Out	101.9	51.786	73.6	Pit In			4:21.201		46		37.958	142.1	39.605	93.8	44.155	238.4	2:01.718	
6	Pit Out	128.0	48.322	84.6	57.116			21:46.906		47		39.109	153.0	38.169	95.0	43.473	238.4	2:00.751	
7		47.095	116.4	47.040	81.0	54.822	168.0	2:28.957		48		37.017	158.8	38.633	95.9	Pit In	248.3	2:08.991	
8		45.639	121.1	47.558	76.2	53.731	192.2	2:26.928		49	Pit Out	155.4	38.866	99.9	43.360			4:55.677	
9		44.701	115.8	46.732	76.0	53.324	178.8	2:24.757		50		37.252	154.5	38.608	<u>111.9</u>	<u>43.088</u>	247.1	1:58.948	
10		43.824	128.7	46.337	79.4	52.480	190.5	2:22.641		51		37.012	165.4	38.541	99.0	Pit In	248.8	2:08.206	
11		43.073	131.9	45.332	82.1	52.491	212.2	2:20.896		52	Pit Out	140.6	41.843	101.3	45.544			6:34.719	
12		45.604	130.9	44.257	84.6	51.490	184.3	2:21.351		53		37.547	153.8	39.335	101.2	45.733	235.3	2:02.615	
13		45.047	134.7	44.200	91.8	Pit In	187.2	2:29.988		54		38.930	143.4	41.270	85.5	44.807	<u>252.3</u>	2:05.007	

IP MOTOREVENTS

24 - 25 November 2020

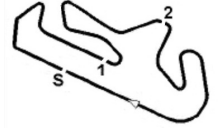
Laps and Sector Times - 25-11-2020

Autodromo Internacional Algarve - 4652 mtr.

14	Pit Out	134.7	46.069	81.6	53.506		5:16.138	55	39.734	157.9	39.846	91.0	45.926	230.3	2:05.506
15	43.216	140.6	46.582	74.0	53.654	193.5	2:23.452	56	39.329	148.8	41.741	103.5	46.414	235.8	2:07.484
16	43.909	122.7	45.216	82.9	50.937	195.7	2:20.062	57	37.789	162.4	39.544	91.2	45.208	246.0	2:02.541
17	45.372	132.0	45.598	77.1	51.431	193.2	2:22.401	58	39.838	147.9	41.138	94.3	Pit In	233.8	2:15.135
18	42.773	136.2	45.844	87.3	49.834	189.1	2:18.451	59	Pit Out	132.2	44.248	89.5	48.195		31:40.343
19	45.200	116.6	46.105	81.8	50.811	197.1	2:22.116	60	39.947	135.0	41.703	99.4	46.798	219.1	2:08.448
20	42.195	142.1	43.742	88.9	50.826	201.1	2:16.763	61	38.473	147.7	39.581	91.4	Pit In	222.7	2:10.418
21	42.225	139.7	43.518	88.8	50.545	213.4	2:16.288	62	Pit Out	161.9	38.160	105.4	43.835		3:24.108
22	42.182	144.0	43.534	78.5	49.459	197.4	2:15.175	63	36.805	177.9	38.109	103.9	44.169	247.1	1:59.083
23	42.053	142.9	42.978	89.8	50.986	197.8	2:16.017	64	36.635	141.4	38.704	95.9	43.405	247.7	1:58.744
24	43.713	126.9	45.395	84.6	Pit In	197.8	2:27.806	65	38.405	149.8	43.276	76.5	Pit In	242.2	2:31.408
25	Pit Out	128.9	45.619	77.8	54.260		22:47.976	66	Pit Out	158.4	40.026	100.8	45.109		8:16.233
26	44.121	144.6	43.444	95.6	50.770	184.3	2:18.335	67	39.234	131.1	41.693	85.3	Pit In	235.3	2:16.506
27	42.379	140.1	44.223	84.8	50.946	191.8	2:17.548	68	Pit Out	151.7	38.472	110.0	44.188		3:20.906
28	42.283	140.3	44.386	87.0	50.296	201.9	2:16.965	69	37.063	154.7	38.486	90.8	44.423	248.3	1:59.972
29	41.983	131.7	44.149	74.2	51.095	202.2	2:17.227	70	37.707	150.6	38.743	93.9	45.545	211.4	2:01.995
30	42.643	130.6	43.605	83.9	48.461	204.9	2:14.709	71	38.820	149.4	38.800	97.0	44.869	248.3	2:02.489
31	41.829	148.8	41.815	95.9	47.995	213.4	2:11.639	72	37.605	135.8	39.163	98.5	44.297	240.5	2:01.065
32	41.688	126.0	42.607	86.7	Pit In	214.3	2:51.323	73	37.739	167.2	38.616	90.5	45.193	214.7	2:01.548
33	Pit Out	131.9	47.429	63.8	50.756		1:29:28.485	74	37.403	156.7	38.153	97.7	44.250	248.8	1:59.806
34	42.797	142.5	41.697	82.9	46.486	200.0	2:10.980	75	37.297	146.7	38.531	93.9	43.879	249.4	1:59.707
35	39.285	150.6	40.462	88.8	44.586	217.3	2:04.333	76	36.808	157.4	38.072	99.7	44.089	245.5	1:58.969
36	38.317	156.7	39.627	93.6	44.992	232.8	2:02.936	77	37.343	156.7	38.314	94.7	Pit In	245.5	3:09.352
37	37.499	142.5	39.292	92.2	44.400	244.9	2:01.191	78	Pit Out	163.4	39.019	104.0	44.244		7:51.404
38	37.288	161.7	38.644	92.8	Pit In	239.5	2:07.669	79	37.096	164.6	38.973	98.7	Pit In	250.0	2:09.668
39	Pit Out	144.0	39.859	91.1	44.358		13:10.249	80	Pit Out	151.3	41.959	92.2	Pit In		12:26.026
40	45.988	101.1	51.204	68.4	Pit In	193.2	2:44.986	81							36:27.409
41	Pit Out	123.3	44.575	84.8	49.761		9:33.560	82							

16		Henk Groeneveld						Ferrari 488											
lap	Sect-1	Speed	Sect-2	Speed	Sect-3	Speed	TopSpeed	laptime	pit	lap	Sect-1	Speed	Sect-2	Speed	Sect-3	Speed	Topspeed	laptime	pit
1	Pit Out	98.4	53.234	85.6	56.551			2:36.235		18	37.850	150.6	39.074	113.2	44.573		251.7	2:01.497	
2	44.350	127.8	47.813	81.6	52.696		199.6	2:24.859		19	36.834	180.6	36.874	107.2	43.018		238.9	1:56.726	
3	41.732	131.2	44.324	93.5	51.208		231.3	2:17.264		20	45.313	117.3	42.381	98.7	Pit In		171.4	2:57.914	
4	42.137	135.8	43.361	95.7	Pit In		238.4	2:25.534		21	Pit Out	139.2	39.107	113.6	43.417			5:22.852	
5	Pit Out	143.4	42.535	98.0	50.140			3:56.092		22	48.680	111.2	48.464	94.8	Pit In		163.9	2:42.282	
6	40.376	164.9	42.237	97.8	48.212		247.1	2:10.825		23	Pit Out	127.2	44.232	92.7	48.807			19:48.663	
7	1:04.777	89.4	54.815	87.0	Pit In		112.3	3:07.481		24	40.036	148.4	39.019	105.9	43.858		216.0	2:02.913	
8	Pit Out	135.8	42.820	91.8	48.491			6:04.156		25	37.344	148.6	38.000	110.3	42.746		255.3	1:58.090	
9	40.214	151.5	41.920	106.7	47.760		233.3	2:09.894		26	36.567	171.2	37.232	108.0	42.661		256.5	1:56.460	
10	39.531	138.6	41.837	94.9	46.213		242.2	2:07.581		27	36.309	184.0	37.797	97.2	42.647		257.8	1:56.753	
11	39.118	153.8	40.644	99.8	46.435		250.6	2:06.197		28	35.872	169.3	36.296	110.2	41.850		257.1	1:54.018	
12	39.145	140.3	41.335	102.8	46.917		251.7	2:07.397		29	35.849	191.5	35.667	124.6	41.982		258.4	1:53.498	
13	39.470	152.5	41.355	105.0	47.774		232.8	2:08.599		30	35.469	191.8	35.941	118.7	42.134		260.9	1:53.544	
14	42.816	156.3	39.878	103.9	46.961		251.2	2:09.655		31	35.270	177.6	36.351	120.8	43.185		260.9	1:54.806	
15	38.704	151.3	39.956	99.2	46.202		238.9	2:04.862		32	35.747	152.3	36.646	118.7	42.219		261.5	1:54.612	
16	38.938	155.2	41.582	92.7	Pit In		247.7	2:13.223		33	35.374	194.2	35.945	114.8	41.944		258.4	1:53.263	
17	Pit Out	125.4	43.907	94.2	47.682			1:51:44.393		34	36.139	186.9	37.128	95.8	Pit In		259.6	2:06.415	

69		Raymond Vermeulen						Porsche Cayman GT4 Clubsport											
lap	Sect-1	Speed	Sect-2	Speed	Sect-3	Speed	TopSpeed	laptime	pit	lap	Sect-1	Speed	Sect-2	Speed	Sect-3	Speed	Topspeed	laptime	pit
1	Pit Out	126.6	45.881	85.2	52.092			2:18.761		39	40.630	144.2	40.357	113.0	Pit In		206.9	2:13.604	
2	42.920	135.8	44.966	82.9	49.628		224.5	2:17.514		40	Pit Out	145.6	43.753	92.5	46.787			1:20:48.228	
3	41.533	140.3	43.275	86.4	48.161		229.3	2:12.969		41	39.053	173.9	39.629	87.9	44.848		240.0	2:03.530	
4	40.595	167.2	42.110	90.1	47.563		230.8	2:10.268		42	37.886	189.5	38.291	100.5	45.002		242.7	2:01.179	
5	39.745	157.9	41.303	90.6	47.033		232.3	2:08.081		43	37.354	176.2	38.677	95.7	43.493		246.0	1:59.524	
6	40.085	156.3	40.891	94.8	47.042		235.3	2:08.018		44	36.839	179.1	38.059	105.8	43.202		244.3	1:58.100	
7	39.723	177.0	43.028	74.7	Pit In		233.3	2:33.116		45	36.634	183.4	37.442	106.5	42.986		243.8	1:57.062	
8	Pit Out	156.1	41.170	93.6	48.073		48:11.886			46	43.368	180.6	40.436	108.3	Pit In		244.3	2:13.170	
9	40.162	163.4	40.483	94.7	46.979		228.3	2:07.624		47	Pit Out	177.6	38.293	100.3	44.264			3:59.476	
10	39.406	162.2	40.392	87.9	48.174		231.3	2:07.972		48	50.974	122.2	42.956	87.1	Pit In		132.8	2:54.716	
11	39.523	176.5	40.628	86.7	46.871		231.3	2:07.022		49	Pit Out	157.2	40.392	94.3	47.356			33:33.069	
12	46.058	131.2	43.426	101.9	Pit In		175.9	2:34.295		50	38.831	179.7	38.449	96.6	44.054		242.7	2:01.334	
13	Pit Out	144.4	41.302	88.0	47.805			11:28.391		51	37.024	167.4	38.601	99.8	43.799		243.2	1:59.424	
14	39.314	164.1	40.347	89.9	46.823		233.8	2:06.484		52	37.372	176.5	37.903	100.9	43.516		243.2	1:58.791	
15	39.067	179.1	40.563	92.4	46.520		233.3	2:06.150		53	37.295	183.1	37.754	93.0	44.146		242.7	1:59.195	
16	39.560	164.6	39.609	103.4	46.695		236.8	2:05.864		54	36.986	192.5	38.418	103.2	43.271		244.3	1:58.675	
17	42.740	129.5	42.650	89.0	46.167		235.8	2:11.557		55	38.935	116.1	39.422	108.4	43.248		244.3	2:01.605	


IP MOTOREVENTS

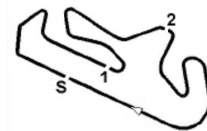
24 - 25 November 2020

Laps and Sector Times - 25-11-2020

Autodromo Internacional Algarve - 4652 mtr.

18	38.885	171.7	39.925	95.2	46.406	234.8	2:05.216	56	37.201	181.2	37.843	104.1	43.033	244.9	1:58.077
19	40.092	149.2	43.429	93.9	Pit In	235.3	2:26.033	57	36.768	183.7	38.225	102.9	43.147	245.5	1:58.140
20	Pit Out	140.4	40.317	109.0	46.309		19:31.059	58	36.726	178.5	39.406	101.0	43.465	245.5	1:59.597
21	39.476	156.3	40.731	106.6	46.308	233.3	2:06.515	59	37.314	184.9	37.458	105.1	42.752	244.9	1:57.524
22	38.815	149.8	40.010	114.8	46.407	235.3	2:05.232	60	36.861	191.8	37.878	102.7	43.243	246.0	1:57.982
23	38.760	168.2	39.423	116.0	46.308	235.8	2:04.491	61	37.332	168.2	38.087	109.5	Pit In	<u>247.7</u>	2:13.192
24	39.866	142.7	50.153	95.9	58.937	234.3	2:28.956	62	Pit Out	145.4	40.263	90.5	44.202		38:36.502
25	38.838	159.1	39.848	106.3	45.999	235.3	2:04.685	63	37.054	176.8	37.388	103.8	42.950	240.5	1:57.392
26	38.820	160.0	39.115	114.2	Pit In	231.8	2:12.674	64	36.350	177.6	37.465	100.2	43.011	242.2	1:56.826
27	Pit Out	87.8	<u>35.135</u>	112.1	45.538		5:45.703	65	36.613	185.2	37.422	106.7	42.939	242.2	1:56.974
28	38.579	173.1	39.251	106.4	45.581	234.8	2:03.411	66	36.394	184.9	36.979	102.5	42.642	243.2	1:56.015
29	38.502	158.6	39.470	108.4	Pit In	234.8	2:10.900	67	36.331	186.2	36.865	109.9	42.782	244.3	1:55.978
30	Pit Out	154.7	40.686	93.2	47.331		16:09.057	68	35.998	189.8	37.009	111.7	42.854	244.9	1:55.861
31	39.404	167.4	41.246	86.5	47.475	234.3	2:08.125	69	36.139	190.8	37.277	100.5	Pit In	245.5	2:10.766
32	39.626	158.1	41.317	89.7	46.930	236.3	2:07.873	70	Pit Out	155.6	37.888	117.3	42.798		16:53.652
33	39.209	171.2	40.199	90.4	47.322	236.3	2:06.730	71	35.878	184.0	36.418	118.2	42.477	238.9	1:54.773
34	39.131	168.0	40.191	93.8	48.986	237.9	2:08.308	72	35.812	173.9	36.382	<u>129.3</u>	42.694	241.6	1:54.888
35	38.999	168.5	40.989	90.2	47.455	237.9	2:07.443	73	35.994	179.4	36.510	125.9	42.288	240.5	1:54.792
36	39.084	167.7	40.690	92.9	Pit In	236.3	2:20.730	74	<u>35.750</u>	181.8	36.437	122.6	42.317	241.1	1:54.504
37	Pit Out	146.1	42.814	107.6	45.339		12:32.348	75	35.846	189.5	36.222	125.9	<u>42.061</u>	243.2	<u>1:54.129</u>
38	38.314	164.1	39.031	115.1	45.847	235.3	2:03.192	76	39.393	140.1	39.934	109.2	Pit In	221.3	2:11.595

77 Virage GT4									Aston Martin GT4											
lap	Sect-1	Speed	Sect-2	Speed	Sect-3	Speed	TopSpeed	laptime	pit	lap	Sect-1	Speed	Sect-2	Speed	Sect-3	Speed	TopSpeed	laptime	pit	
1	Pit Out	123.1	41.509	100.4	48.473			2:09.997		46	37.179	181.5	37.279	115.0	42.777		237.4	1:57.235		
2	41.311	144.4	42.556	101.8	48.213		216.4	2:12.080		47	36.277	178.5	39.873	94.2	Pit In		239.5	2:05.815		
3	40.392	162.9	41.315	105.2	47.387		222.2	2:09.094		48	Pit Out	168.0	36.861	112.1	45.523		6:42.228			
4	39.844	162.4	40.566	105.3	Pit In		223.1	2:17.772		49	<u>35.866</u>	185.6	<u>36.280</u>	<u>120.5</u>	42.586		236.3	<u>1:54.732</u>		
5	Pit Out	157.9	42.003	103.1	46.308			9:22.840		50	37.055	189.8	37.640	105.3	Pit In		241.6	2:05.956		
6	39.607	157.9	39.975	109.6	46.963		225.0	2:06.545		51	Pit Out	138.5	45.308	83.5	49.504		13:26.170			
7	39.166	177.6	40.070	110.0	45.564		226.4	2:04.800		52	47.519	121.3	53.243	80.6	Pit In		173.9	2:52.297		
8	38.900	177.6	39.436	110.0	46.121		226.9	2:04.457		53	Pit Out	158.6	42.846	98.4	47.912		27:08.717			
9	38.834	181.5	41.849	99.6	Pit In		227.4	2:16.712		54	41.725	145.2	41.734	101.1	47.896		224.5	2:11.355		
10	Pit Out	134.0	44.939	89.1	49.046			7:46.150		55	40.860	165.4	40.677	95.0	46.692		218.2	2:08.229		
11	41.151	162.7	42.782	90.3	49.131		227.4	2:13.064		56	43.742	159.5	41.065	96.8	47.355		220.0	2:12.162		
12	41.221	151.0	42.959	100.6	50.354		226.9	2:14.534		57	39.920	172.8	42.422	108.4	46.535		229.3	2:08.877		
13	43.339	157.7	43.271	93.6	Pit In		226.9	2:33.185		58	40.707	139.0	40.930	108.3	46.241		229.3	2:07.878		
14	Pit Out	164.6	44.232	92.5	48.538			5:40.047		59	40.082	172.5	39.234	106.1	47.775		230.3	2:07.091		
15	41.284	160.2	41.955	100.5	48.485		227.8	2:11.724		60	40.738	156.5	41.471	87.9	46.145		229.3	2:08.354		
16	40.506	167.7	43.050	91.8	48.954		229.3	2:12.510		61	39.247	184.3	40.861	97.5	45.431		232.8	2:05.539		
17	40.273	164.1	41.314	106.7	48.012		228.3	2:09.599		62	39.618	159.8	40.686	100.7	Pit In		231.3	2:15.209		
18	40.696	169.0	41.840	99.8	Pit In		228.8	2:20.718		63	Pit Out	169.3	40.709	97.8	46.057		7:23.816			
19	Pit Out	133.3	52.879	82.2	54.416			7:10.092		64	38.942	160.0	39.922	98.7	44.669		232.8	2:03.533		
20	45.816	129.0	46.894	94.1	50.511		189.1	2:23.221		65	37.484	184.6	38.306	103.4	44.163		236.8	1:59.953		
21	1:18.874	123.0	49.380	95.6	52.332		217.7	3:00.586		66	37.508	188.5	38.862	93.3	43.667		236.3	2:00.037		
22	45.105	136.4	45.955	94.1	54.118		208.1	2:25.178		67	37.654	160.7	38.405	99.3	43.615		236.8	1:59.674		
23	45.792	133.2	44.996	103.3	51.246		211.8	2:22.034		68	37.340	<u>191.2</u>	37.704	114.8	43.579		236.8	1:58.623		
24	43.832	136.2	44.372	96.7	Pit In		216.9	2:30.088		69	36.759	163.1	37.872	107.8	42.963		239.5	1:57.594		
25	Pit Out	140.6	44.690	97.5	49.525			5:24.035		70	37.268	183.4	37.140	108.0	Pit In		237.4	2:07.180		
26	42.071	147.3	43.023	91.8	50.976		224.1	2:16.070		71	Pit Out	150.8	41.709	101.8	44.161		30:22.053			
27	42.034	130.8	43.251	92.2	49.770		226.4	2:15.055		72	37.656	159.5	38.588	96.9	43.075		238.4	1:59.319		
28	41.476	162.4	42.089	93.5	1:11.394		225.5	2:34.959		73	37.122	170.3	37.802	102.2	Pit In		238.4	2:07.245		
29	43.721	145.4	42.828	92.2	49.432		188.2	2:15.981		74	Pit Out	163.1	38.395	102.8	43.297		7:46.554			
30	41.735	160.0	42.857	100.7	49.007		224.1	2:13.599		75	36.973	158.6	37.723	103.1	<u>42.417</u>		238.4	1:57.113		
31	41.314	149.8	42.832	98.8	49.340		228.3	2:13.486		76	36.768	167.2	37.241	107.2	42.541		240.0	1:56.550		
32	41.630	153.0	43.519	98.0	Pit In		228.3	2:23.715		77	37.082	169.5	37.318	106.3	43.516		241.6	1:57.916		
33	Pit Out	162.7	42.045	100.0	47.731			31:17.436		78	36.238	157.9	38.063	92.3	43.893		<u>242.7</u>	1:58.194		
34	43.063	159.5	41.243	105.6	47.705		232.3	2:12.011		79	37.252	159.5	38.458	111.5	42.985		237.9	1:58.695		
35	43.440	159.3	43.848	94.2	52.184		232.3	2:19.472		80	36.248	173.4	37.617	100.2	Pit In		241.6	2:05.794		
36	40.939	164.1	41.299	97.4	47.456		230.8	2:09.694		81	Pit Out	152.5	41.203	97.6	47.228		5:29.556			
37	40.088	173.9	41.641	90.4	47.251		234.8	2:08.980		82	39.334	161.7	40.816	96.9	45.659		232.8	2:05.809		
38	40.275	143.4	42.001	88.6	47.343		233.8	2:09.619		83	39.003	162.7	39.732	100.7	44.717		233.3	2:03.452		
39	39.815	165.9	40.979	105.3	46.727		234.8	2:07.521		84	39.704	186.9	38.737	108.8	44.148		231.3	2:02.589		
40	42.190	167.4	41.474	88.6	47.368		234.8	2:11.032		85	38.676	171.2	39.007	104.7	44.242		230.8	2:01.925		
41	40.098	166.4	40.896	95.2	47.065		234.3	2:08.059		86	38.750	154.7	39.174	107.8	44.195		234.8	2:02.119		
42	39.848	180.3	45.119	89.6	Pit In		234.8	2:21.290		87	38.313	183.4	38.185	110.7	43.664		234.8	2:00.162		
43	Pit Out	175.0	41.629	94.2	47.030			4:55.612		88	37.906	165.9	37.947	115.3	43.736		234.3	1:59.589		
44	45.357	135.2	45.818	94.2	Pit In		204.9	2:26.736		89	38.672	180.9	38.437	97.5	Pit In		234.3	2:12.741		
45	Pit Out	145.9	39.308	110.3	43.740			1:18:11.038		90										



IP MOTOREVENTS

Laps and Sector Times - 25-11-2020

24 - 25 November 2020

Autodromo Internacional Algarve - 4652 mtr.
