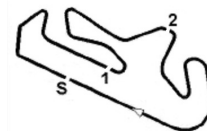

Autódromo Internacional do Algarve
Feel Racing Racing Portimão Test
Laps and Sector Times - 26-01-2020
25 - 27 January 2020
Autodromo Internacional Algarve - 4592 mtr.

4		STEVEN ODENDAAL							YAMAHA								
lap	Sect-1	Speed	Sect-2	Speed	Sect-3	Speed	lap time	Top Speed	lap	Sect-1	Speed	Sect-2	Speed	Sect-3	Speed	lap time	Top Speed
1	Pit Out		40.480	94.8	48.353		2:10.498		45	34.391		34.917	115.8	41.797		1:51.105	270.7
2	39.506		35.874	107.7	44.215		1:59.595	251.7	46	34.730		31.951	122.2	41.516		1:48.197	270.0
3	37.127		34.791	110.1	43.503		1:55.421	265.4	47	34.396		31.696	121.3	41.262		1:47.354	270.7
4	36.524		33.892	114.8	42.747		1:53.163	266.7	48	34.313		31.880	119.2	41.177		1:47.370	270.7
5	35.919		34.388	115.1	42.003		1:52.310	268.0	49	38.645		35.044	109.2	Pit In		2:06.500	269.3
6	35.852		33.317	117.4	42.161		1:51.330	267.3	50	Pit Out		33.811	120.0	42.374		36:44.996	
7	35.668		33.198	116.6	42.023		1:50.889	270.0	51	34.199		31.710	123.4	40.757		1:46.666	272.0
8	35.543		36.890	111.7	Pit In		2:06.360	268.7	52	34.153		31.597	120.4	40.567		1:46.317	272.7
9	Pit Out		34.467	114.9	42.858		11:24.796		53	33.930		31.483	123.4	40.624		1:46.037	272.0
10	35.436		33.663	114.2	42.820		1:51.919	268.7	54	33.953		31.433	121.3	40.516		1:45.902	272.0
11	35.509		32.896	117.9	41.963		1:50.368	270.7	55	34.233		31.509	120.3	40.512		1:46.254	272.0
12	35.295		32.711	116.8	41.805		1:49.811	269.3	56	33.776		31.522	120.4	40.624		1:45.922	271.4
13	35.147		32.674	121.9	42.377		1:50.198	268.0	57	<u>33.656</u>		36.321	115.9	Pit In		1:59.201	270.7
14	35.066		32.511	118.8	41.866		1:49.443	268.0	58	Pit Out		32.836	117.6	42.771		14:43.046	
15	35.196		32.579	115.6	41.810		1:49.585	268.7	59	34.060		33.737	100.7	Pit In		2:05.402	271.4
16	35.189		32.285	116.9	41.619		1:49.093	268.0	60	Pit Out		32.493	120.9	41.382		4:53.507	
17	38.042		36.063	112.9	Pit In		2:07.568	268.0	61	34.166		31.682	120.7	40.817		1:46.665	268.7
18	Pit Out		34.073	115.6	42.243		17:56.696		62	34.497		31.525	126.8	41.194		1:47.216	270.0
19	35.017		32.483	122.3	41.287		1:48.787	268.7	63	33.983		31.628	116.3	40.831		1:46.442	270.0
20	35.142		34.114	115.6	43.360		1:52.616	268.7	64	33.914		31.336	120.4	40.811		1:46.061	270.0
21	34.966		32.145	122.0	41.179		1:48.290	269.3	65	37.365		32.021	117.8	43.502		1:52.888	270.7
22	34.333		32.384	118.6	41.180		1:47.897	<u>277.6</u>	66	33.741		31.575	117.3	40.819		1:46.135	276.2
23	34.680		32.074	118.2	40.876		1:47.630	268.0	67	33.785		31.378	123.6	40.842		1:46.005	272.7
24	37.979		37.268	119.6	44.081		1:59.328	270.0	68	37.386		35.051	113.7	Pit In		2:04.278	270.7
25	34.586		31.839	120.3	41.101		1:47.526	270.0	69	Pit Out		33.874	108.3	44.719		19:16.413	
26	34.459		32.124	122.3	40.984		1:47.567	272.0	70	34.120		32.003	118.6	40.734		1:46.857	270.0
27	39.516		34.985	112.5	Pit In		2:08.534	264.7	71	33.837		31.341	125.6	40.563		1:45.741	270.7
28	Pit Out		32.896	117.6	42.508		24:10.565		72	33.779		31.238	120.1	<u>40.411</u>		1:45.428	270.0
29	34.615		31.903	121.6	41.418		1:47.936	268.0	73	33.821		31.286	118.8	40.454		1:45.561	270.0
30	34.685		31.895	121.1	41.274		1:47.854	272.0	74	33.939		<u>31.203</u>	121.9	40.767		1:45.909	269.3
31	34.817		32.044	123.4	41.143		1:48.004	268.7	75	33.871		31.661	119.9	40.530		1:46.062	269.3
32	34.699		31.789	122.2	41.089		1:47.577	268.7	76	40.922		36.096	118.0	Pit In		2:06.970	241.1
33	34.198		31.743	118.4	41.217		1:47.158	269.3	77	Pit Out		32.363	122.2	41.331		43:41.787	
34	34.375		31.903	117.3	41.093		1:47.371	268.7	78	34.206		31.710	117.6	40.778		1:46.694	268.7
35	34.196		32.059	116.6	41.736		1:47.991	270.7	79	33.791		31.664	120.7	41.038		1:46.493	269.3
36	34.332		31.573	118.7	40.997		1:46.902	269.3	80	34.163		31.609	124.9	44.870		1:50.642	270.0
37	41.774		34.101	114.8	Pit In		2:06.842	268.0	81	34.052		31.445	119.5	40.954		1:46.451	266.7
38	Pit Out		37.643	113.7	42.363		28:14.664		82	33.913		31.541	124.4	41.006		1:46.460	270.0
39	34.531		31.871	122.7	41.621		1:48.023	270.7	83	39.675		35.471	115.8	Pit In		2:07.414	269.3
40	34.331		31.847	117.3	41.007		1:47.185	270.7	84	Pit Out		32.824	122.4	41.310		31:22.560	
41	34.374		32.621	113.1	41.944		1:48.939	274.8	85	33.973		31.508	124.0	40.633		1:46.114	268.7
42	34.138		31.708	123.4	40.982		1:46.828	276.9	86	33.907		31.565	<u>126.9</u>	40.847		1:46.319	268.7
43	15:13.613		33.055	116.9	41.965		16:28.633	271.4	87	33.957		31.375	120.3	41.077		1:46.409	272.0
44	34.486		31.903	121.8	41.253		1:47.642	268.0	88	42.461		37.116	104.2	Pit In		2:16.629	264.1

6		ERC BIKE 1															
lap	Sect-1	Speed	Sect-2	Speed	Sect-3	Speed	lap time	Top Speed	lap	Sect-1	Speed	Sect-2	Speed	Sect-3	Speed	lap time	Top Speed
1	Pit Out		40.984	88.6	49.634		2:16.903		32	Pit Out		33.751	114.5	43.048		51:54.177	
2	40.410		38.030	97.0	45.950		2:04.390	226.4	33	34.713		32.615	120.5	41.887		1:49.215	281.3
3	38.567		36.179	103.5	44.995		1:59.741	243.8	34	34.441		32.667	115.5	41.801		1:48.909	286.5
4	37.711		35.623	102.4	44.659		1:57.993	264.7	35	34.380		32.548	116.4	41.885		1:48.813	283.5
5	36.947		35.268	105.5	44.053		1:56.268	266.0	36	33.972		32.453	117.8	41.783		1:48.208	289.5
6	38.456		36.598	100.1	Pit In		2:09.747	252.9	37	39.274		35.429	111.1	Pit In		2:10.886	288.0
7	Pit Out		38.937	100.1	47.772		25:53.649		38	Pit Out		33.214	116.0	41.781		19:12.115	
8	37.241		36.434	111.3	44.037		1:57.712	257.8	39	34.607		32.315	118.7	41.280		1:48.202	276.9
9	36.040		34.475	114.0	43.283		1:53.798	276.2	40	34.303		32.142	116.8	40.994		1:47.439	276.2
10	35.685		34.214	109.9	42.624		1:52.523	278.4	41	34.488		32.244	115.3	40.942		1:47.674	278.4
11	35.478		33.478	107.6	42.358		1:51.314	284.2	42	34.347		31.913	116.4	<u>40.922</u>		1:47.182	277.6
12	44.400		34.322	107.8	Pit In		2:10.442	287.2	43	37.060		33.299	112.3	Pit In		2:05.059	272.0
13	Pit Out		35.628	100.2	44.388		19:24.341		44	Pit Out		34.768	104.4	44.262		45:07.196	
14	36.575		33.961	107.1	43.114		1:53.650	255.9	45	35.371		33.336	106.6	42.574		1:51.281	282.7
15	36.294		33.543	109.2	42.857		1:52.694	268.0	46	35.126		33.144	109.2	42.952		1:51.222	271.4
16	35.911		33.567	109.8	42.616		1:52.094	268.0	47	35.264		33.170	111.0	41.827		1:50.261	259.0
17	35.652		33.070	111.6	42.452		1:51.174	267.3	48	34.842		32.715	112.7	41.754		1:49.311	278.4


Autódromo Internacional do Algarve
Feel Racing Racing Portimão Test

25 - 27 January 2020

Laps and Sector Times - 26-01-2020

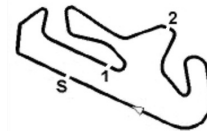
Autodromo Internacional Algarve - 4592 mtr.

18	35.309	32.834	112.3	Pit In	2:01.638	266.7	49	34.819	32.759	112.4	41.528	1:49.106	274.8
19	Pit Out	35.658	109.1	43.918	26:52.308		50	34.972	32.609	112.0	41.516	1:49.097	272.0
20	35.870	33.253	113.6	42.435	1:51.558	272.0	51	34.534	32.290	113.8	41.538	1:48.362	266.0
21	35.287	32.939	113.4	42.450	1:50.676	282.0	52	42.537	35.312	107.2	Pit In	2:12.365	243.8
22	35.072	33.094	110.1	41.764	1:49.930	285.7	53	Pit Out	33.192	112.5	45.306	23:13.478	
23	34.792	32.796	111.8	41.782	1:49.370	285.7	54	33.816	31.639	120.3	41.010	1:46.465	292.7
24	34.874	33.049	110.1	41.961	1:49.884	287.2	55	<u>33.621</u>	31.822	115.0	42.831	1:48.274	296.7
25	34.568	33.004	111.8	41.723	1:49.295	280.5	56	33.669	31.946	118.6	40.926	1:46.541	295.9
26	35.027	32.960	112.9	41.653	1:49.640	272.0	57	36.780	36.451	70.8	51.348	2:04.579	280.5
27	34.687	32.634	113.2	41.602	1:48.923	280.5	58	34.078	33.387	113.1	41.590	1:49.055	294.3
28	34.550	32.672	115.6	Pit In	1:59.454	281.3	59	33.768	<u>31.505</u>	<u>122.2</u>	41.154	<u>1:46.427</u>	<u>297.5</u>
29	Pit Out	34.635	101.5	44.415	48:19.451		60	33.852	31.849	116.3	41.063	1:46.764	295.9
30	35.449	33.351	111.5	42.431	1:51.231	281.3	61	36.575	33.971	111.3	Pit In	2:00.115	274.1
31	40.898	35.431	109.3	Pit In	2:13.399	262.8	62						

7 CHAZ DAVIES (1)								DUCATI									
lap	Sect-1	Speed	Sect-2	Speed	Sect-3	Speed	lap time	Top Speed	lap	Sect-1	Speed	Sect-2	Speed	Sect-3	Speed	lap time	Top Speed
1	Pit Out		36.983	108.8	41.949		1:52.261		18	Pit Out		32.212	112.4	41.362		25:18.465	
2	33.840		31.956	116.1	41.138		1:46.934	287.2	19	32.352		31.270	117.4	40.367		1:43.989	314.0
3	32.727		31.282	115.5	40.722		1:44.731	308.6	20	32.349		30.986	117.8	40.305		1:43.640	315.8
4	32.561		31.348	116.3	40.550		1:44.459	314.9	21	34.648		32.508	113.1	41.238		1:48.394	314.0
5	34.798		32.512	112.7	Pit In		2:02.220	317.6	22	32.580		31.264	117.5	40.506		1:44.350	315.8
6	Pit Out		32.647	114.9	41.444		28:41.588		23	32.388		30.741	118.9	40.414		1:43.543	314.0
7	33.020		31.459	111.7	40.768		1:45.247	304.2	24	35.019		32.933	114.0	41.133		1:49.085	317.6
8	32.727		31.108	114.9	40.421		1:44.256	313.0	25	32.458		30.952	114.3	40.072		1:43.482	314.0
9	32.398		31.358	115.4	40.608		1:44.364	314.9	26	34.876		33.957	108.7	Pit In		1:57.019	312.1
10	32.584		30.995	118.9	40.478		1:44.057	313.0	27	Pit Out		32.634	112.4	42.520		36:46.940	
11	35.088		35.322	114.0	Pit In		1:57.768	301.7	28	33.243		31.747	114.6	41.047		1:46.037	313.0
12	Pit Out		33.466	113.9	41.402		41:05.925		29	33.079		31.130	114.9	40.518		1:44.727	310.3
13	33.931		31.615	117.9	41.190		1:46.736	<u>318.6</u>	30	<u>32.097</u>		30.775	117.9	40.021		1:42.893	313.0
14	32.445		31.087	118.2	40.282		1:43.814	313.0	31	32.276		31.215	117.5	44.827		1:48.318	313.0
15	33.938		33.711	104.0	43.688		1:51.337	315.8	32	32.203		<u>30.703</u>	<u>120.0</u>	<u>39.843</u>		<u>1:42.749</u>	315.8
16	32.509		31.168	117.8	39.919		1:43.596	313.0	33	35.114		35.707	115.5	Pit In		2:01.004	312.1
17	35.784		32.825	112.0	Pit In		1:56.376	310.3	34								

7 CHAZ DAVIES (2)								DUCATI									
lap	Sect-1	Speed	Sect-2	Speed	Sect-3	Speed	lap time	Top Speed	lap	Sect-1	Speed	Sect-2	Speed	Sect-3	Speed	lap time	Top Speed
1	Pit Out		35.872	106.7	44.152		1:57.171		18	35.156		31.921	108.7	40.764		1:47.841	314.9
2	36.936		34.390	112.6	42.362		1:53.688	233.3	19	32.684		31.481	113.6	40.590		1:44.755	307.7
3	34.969		33.534	115.6	Pit In		1:57.985	262.8	20	36.511		32.430	109.9	Pit In		1:57.916	<u>315.8</u>
4	Pit Out		33.602	111.2	42.233		12:40.483		21	Pit Out		36.485	113.3	41.248		28:31.459	
5	34.530		32.924	113.3	41.484		1:48.938	287.2	22	32.859		31.262	117.3	45.768		1:49.889	314.0
6	33.923		32.323	116.1	41.575		1:47.821	302.5	23	32.602		<u>31.049</u>	117.4	40.470		1:44.121	313.0
7	33.345		32.222	118.4	41.129		1:46.696	308.6	24	36.751		32.380	114.9	40.732		1:49.863	314.9
8	37.231		33.934	110.8	Pit In		2:03.080	308.6	25	37.389		32.230	118.0	41.058		1:50.677	<u>315.8</u>
9	Pit Out		33.964	107.9	43.098		27:27.286		26	32.362		31.477	115.1	40.518		1:44.357	308.6
10	33.850		32.125	114.6	41.475		1:47.450	299.2	27	32.603		31.055	116.6	<u>40.401</u>		<u>1:44.059</u>	314.0
11	33.414		31.942	117.1	41.206		1:46.562	310.3	28	34.677		33.639	114.8	Pit In		1:56.799	312.1
12	32.994		31.884	116.6	41.209		1:46.087	310.3	29	Pit Out		32.444	116.4	40.809		55:57.278	
13	32.875		31.514	<u>118.9</u>	40.875		1:45.264	309.5	30	33.185		31.120	<u>118.9</u>	40.411		1:44.716	295.9
14	37.708		37.129	107.9	Pit In		2:03.836	306.8	31	<u>32.349</u>		32.253	115.9	40.818		1:45.420	312.1
15	Pit Out		33.650	108.2	41.885		53:03.375		32	32.379		31.154	116.6	42.035		1:45.568	314.9
16	32.949		31.540	115.4	40.893		1:45.382	308.6	33	32.382		36.108	99.4	Pit In		2:02.680	314.9
17	32.803		31.590	116.3	40.772		1:45.165	312.1	34								

11 SANDRO CORTESE (2)								DUCATI									
lap	Sect-1	Speed	Sect-2	Speed	Sect-3	Speed	lap time	Top Speed	lap	Sect-1	Speed	Sect-2	Speed	Sect-3	Speed	lap time	Top Speed
1	Pit Out		36.887	107.9	43.508		2:03.430		22	32.806		31.488	121.1	40.033		1:44.327	300.0
2	37.132		34.752	109.8	Pit In		2:01.285	241.1	23	35.812		35.033	112.6	46.405		1:57.250	290.3
3	Pit Out		34.592	106.7	42.737		7:54.773		24	33.037		34.088	105.2	Pit In		2:02.258	292.7
4	34.750		32.743	121.1	41.228		1:48.721	260.2	25	Pit Out		36.416	104.2	42.712		22:14.459	
5	34.137		32.678	117.0	40.925		1:47.740	284.2	26	33.138		31.394	<u>122.7</u>	39.937		1:44.469	295.9
6	34.108		32.266	118.4	40.772		1:47.146	279.8	27	32.878		35.817	121.1	40.848		1:49.543	291.1
7	33.700		32.642	115.9	Pit In		1:57.445	285.0	28	33.400		31.446	117.5	40.047		1:44.893	289.5
8	Pit Out		34.087	110.7	41.695		27:48.457		29	38.502		34.718	115.5	Pit In		2:01.302	286.5
9	34.097		32.459	120.0	40.730		1:47.286	285.7	30	Pit Out		32.206	121.1	40.438		13:13.339	


Autódromo Internacional do Algarve
Feel Racing Racing Portimão Test

25 - 27 January 2020

Laps and Sector Times - 26-01-2020

Autodromo Internacional Algarve - 4592 mtr.

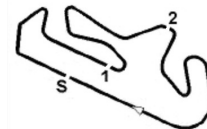
10	33.539	32.245	122.2	40.806	1:46.590	298.3	31	<u>32.418</u>	31.151	121.2	<u>39.601</u>	<u>1:43.170</u>	303.4
11	33.697	32.362	118.7	41.142	1:47.201	295.1	32	32.535	31.143	120.1	39.675	1:43.353	302.5
12	33.669	31.979	121.3	40.430	1:46.078	293.5	33	36.564	33.001	122.0	40.468	1:50.033	290.3
13	38.039	36.523	104.9	Pit In	2:04.635	261.5	34	32.863	32.236	113.9	Pit In	1:56.036	295.1
14	Pit Out	32.758	119.1	41.664	27:54.312		35	Pit Out	32.822	114.8	41.894	55:15.388	
15	33.051	31.840	116.6	40.332	1:45.223	300.0	36	33.487	31.915	118.7	40.527	1:45.929	286.5
16	33.004	31.648	117.8	40.354	1:45.006	291.1	37	33.754	31.636	120.4	40.550	1:45.940	<u>306.8</u>
17	33.080	31.642	117.4	41.015	1:45.737	287.2	38	36.873	37.566	105.1	Pit In	2:07.507	289.5
18	32.867	31.497	122.4	40.157	1:44.521	293.5	39	Pit Out	32.459	118.2	40.955	14:11.535	
19	37.451	33.679	115.1	Pit In	1:58.464	298.3	40	32.947	<u>31.046</u>	118.7	40.129	1:44.122	304.2
20	Pit Out	33.579	115.5	41.825	24:03.266		41	32.713	31.334	115.9	40.194	1:44.241	<u>306.8</u>
21	32.967	31.567	118.2	39.872	1:44.406	295.9	42	34.283	33.665	110.7	Pit In	1:57.543	274.8

11 SANDRO CORTESE (1)								DUCATI									
lap	Sect-1	Speed	Sect-2	Speed	Sect-3	Speed	lap time	Top Speed	lap	Sect-1	Speed	Sect-2	Speed	Sect-3	Speed	lap time	Top Speed
1	Pit Out		32.597	120.5	42.939		1:53.215		5	<u>32.395</u>		31.051	120.1	39.848		1:43.294	<u>307.7</u>
2	33.188		34.010	110.3	Pit In		1:59.077	298.3	6	36.109		34.308	115.0	45.488		1:55.905	294.3
3	Pit Out		36.214	116.9	40.841		13:48.371		7	32.550		31.157	<u>125.3</u>	39.868		1:43.575	291.1
4	32.418		<u>31.025</u>	122.2	<u>39.493</u>		<u>1:42.936</u>	302.5	8	35.807		33.788	116.1	Pit In		<u>2:03.501</u>	297.5

12 XAVI FORES (1)								KAWASAKI									
lap	Sect-1	Speed	Sect-2	Speed	Sect-3	Speed	lap time	Top Speed	lap	Sect-1	Speed	Sect-2	Speed	Sect-3	Speed	lap time	Top Speed
1	Pit Out		36.866	110.9	44.146		2:13.292		28	Pit Out		32.136	115.6	40.974		19:25.324	
2	34.982		33.205	115.0	41.263		1:49.450	274.8	29	33.045		31.423	112.9	40.343		1:44.811	296.7
3	34.208		32.567	117.4	41.127		1:47.902	285.0	30	32.827		31.398	118.2	40.338		1:44.563	300.0
4	33.787		32.244	117.1	40.704		1:46.735	301.7	31	33.704		33.384	111.2	41.183		1:48.271	303.4
5	34.899		32.774	117.1	42.152		1:49.825	294.3	32	32.971		31.337	117.9	40.388		1:44.696	295.9
6	34.142		33.887	114.0	Pit In		1:57.525	294.3	33	35.524		33.158	116.3	Pit In		1:56.219	303.4
7	Pit Out		35.130	116.9	41.093		18:51.279		34	Pit Out		31.534	115.8	40.327		21:45.972	
8	33.972		32.258	116.5	40.857		1:47.087	292.7	35	32.827		31.236	115.0	<u>39.826</u>		1:43.889	299.2
9	35.377		32.164	111.6	41.565		1:49.106	282.0	36	32.690		31.031	118.4	40.183		1:43.904	304.2
10	33.850		31.869	117.3	40.636		1:46.355	293.5	37	32.506		<u>30.877</u>	109.5	47.530		1:50.913	<u>305.9</u>
11	34.497		37.502	118.7	Pit In		1:59.167	301.7	38	32.638		30.948	121.2	39.955		1:43.541	303.4
12	Pit Out		33.021	115.6	41.020		12:35.177		39	34.510		33.569	120.4	Pit In		1:55.031	285.0
13	33.624		32.281	120.1	41.030		1:46.935	301.7	40	Pit Out		31.690	113.8	40.409		18:14.948	
14	33.622		32.015	116.0	40.649		1:46.286	291.9	41	32.733		31.246	111.8	40.090		1:44.069	298.3
15	33.246		31.605	116.1	40.531		1:45.382	300.0	42	32.568		31.128	112.3	39.996		1:43.692	305.1
16	33.308		31.861	113.3	40.705		1:45.874	296.7	43	32.670		31.166	109.3	40.248		1:44.084	299.2
17	34.692		34.739	115.1	Pit In		1:56.604	300.0	44	34.218		31.710	106.1	43.226		1:49.154	300.0
18	Pit Out		32.149	118.6	40.271		19:44.811		45	32.708		32.049	115.8	40.198		1:44.955	299.2
19	32.963		31.417	121.3	40.165		1:44.545	299.2	46	32.663		31.003	117.3	39.840		1:43.506	301.7
20	32.855		31.342	118.2	40.085		1:44.282	299.2	47	32.616		31.027	112.5	39.847		<u>1:43.490</u>	295.9
21	38.936		32.945	115.9	40.651		1:52.532	301.7	48	32.585		31.026	117.9	40.268		1:43.879	294.3
22	32.738		31.369	119.1	Pit In		1:54.167	293.5	49	32.684		31.054	115.5	40.194		1:43.932	291.1
23	Pit Out		32.181	115.0	41.036		41:08.619		50	35.044		33.425	120.3	Pit In		1:54.489	<u>305.9</u>
24	33.197		31.521	115.8	40.528		1:45.246	300.0	51	Pit Out		31.856	117.0	40.765		30:00.005	
25	32.872		31.244	118.2	40.421		1:44.537	301.7	52	32.987		31.413	<u>123.1</u>	40.653		1:45.053	300.0
26	32.845		31.298	120.5	40.326		1:44.469	302.5	53	32.978		31.435	117.9	40.412		1:44.825	300.0
27	<u>32.498</u>		43.245	115.5	Pit In		<u>2:03.964</u>	300.0	54	37.430		34.664	111.8	Pit In		<u>2:00.224</u>	300.0

12 XAVI FORES (2)								KAWASAKI									
lap	Sect-1	Speed	Sect-2	Speed	Sect-3	Speed	lap time	Top Speed	lap	Sect-1	Speed	Sect-2	Speed	Sect-3	Speed	lap time	Top Speed
1	Pit Out		34.637	114.0	42.277		1:51.485		6	Pit Out		32.281	115.3	43.147		20:40.317	
2	34.165		32.502	117.9	40.852		1:47.519	279.8	7	33.281		31.471	115.9	40.280		1:45.032	299.2
3	33.279		37.332	115.5	40.673		1:51.284	295.9	8	<u>32.951</u>		<u>31.130</u>	113.4	<u>40.214</u>		<u>1:44.295</u>	295.1
4	33.336		31.653	<u>119.7</u>	40.656		1:45.645	297.5	9	33.960		31.439	117.4	41.456		1:46.855	<u>303.4</u>
5	35.805		35.837	118.8	Pit In		1:58.853	299.2	10	34.458		32.759	114.9	Pit In		1:53.801	<u>303.4</u>

16 JULES CLUZEL								YAMAHA									
lap	Sect-1	Speed	Sect-2	Speed	Sect-3	Speed	lap time	Top Speed	lap	Sect-1	Speed	Sect-2	Speed	Sect-3	Speed	lap time	Top Speed
1	Pit Out		34.875	108.2	44.009		1:54.929		36	33.982		31.461	121.2	40.601		1:46.044	270.0
2	35.971		33.592	112.9	41.960		1:51.523	264.7	37	36.325		32.505	109.3	41.194		1:50.024	268.7
3	35.067		35.028	110.1	42.437		1:52.532	268.7	38	33.760		31.248	119.7	40.447		1:45.455	271.4
4	35.002		32.706	116.5	41.102		1:48.810	267.3	39	35.180		32.591	114.8	41.715		1:49.486	273.4
5	35.366		33.465	112.6	Pit In		1:57.675	261.5	40	33.697		31.223	120.1	40.943		1:45.863	271.4


Autódromo Internacional do Algarve
Feel Racing Racing Portimão Test

25 - 27 January 2020

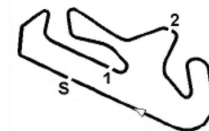
Laps and Sector Times - 26-01-2020

Autodromo Internacional Algarve - 4592 mtr.

6	Pit Out	33.465	110.2	41.991	21:38.383	41	33.723	31.226	116.9	40.499	1:45.448	273.4	
7	34.740	32.632	117.1	41.279	1:48.651	266.0	42	35.163	32.127	116.8	Pit In	1:55.178	<u>276.9</u>
8	34.638	32.237	114.2	41.133	1:48.008	268.7	43	Pit Out	32.968	115.4	41.901	31:40.099	
9	35.756	34.221	110.7	Pit In	1:59.490	271.4	44	34.217	31.808	115.8	40.963	1:46.988	266.0
10	Pit Out	34.794	114.8	41.681	18:19.440		45	33.785	31.607	119.3	40.765	1:46.157	270.0
11	34.421	31.998	117.6	41.092	1:47.511	268.7	46	33.758	31.471	110.5	40.778	1:46.007	274.1
12	34.202	31.874	115.9	41.073	1:47.149	268.0	47	33.670	31.382	119.7	40.808	1:45.860	272.7
13	36.997	32.660	109.5	Pit In	1:57.949	269.3	48	33.826	33.817	113.1	43.511	1:51.154	270.0
14	Pit Out	32.748	109.8	42.103	35:15.567		49	33.686	33.235	114.4	Pit In	1:56.407	<u>276.9</u>
15	34.424	33.163	108.0	41.644	1:49.231	270.0	50	Pit Out	34.093	110.3	42.252	9:14.983	
16	34.537	31.940	116.1	41.223	1:47.700	266.7	51	33.578	<u>31.111</u>	119.6	<u>40.244</u>	<u>1:44.933</u>	271.4
17	34.360	32.151	102.7	51.674	1:58.185	270.0	52	<u>33.444</u>	31.226	<u>121.6</u>	40.322	1:44.992	272.0
18	34.169	31.678	115.6	41.297	1:47.144	272.0	53	33.493	31.382	115.6	40.347	1:45.222	270.0
19	34.103	31.719	115.0	Pit In	1:55.382	266.7	54	33.532	31.460	117.9	40.482	1:45.474	272.0
20	Pit Out	33.065	113.4	41.771	25:40.815		55	33.525	31.400	115.4	40.521	1:45.446	269.3
21	34.461	31.824	117.8	41.147	1:47.432	268.7	56	33.545	31.409	117.3	40.559	1:45.513	272.7
22	34.447	32.717	113.6	41.596	1:48.760	268.7	57	33.557	31.466	120.0	40.585	1:45.608	272.0
23	34.308	31.859	115.5	41.147	1:47.314	268.7	58	35.698	33.196	111.2	Pit In	1:57.657	269.3
24	34.189	31.684	119.2	46.204	1:52.077	270.0	59	Pit Out	34.772	113.7	41.573	43:37.186	
25	34.136	31.706	115.0	41.165	1:47.007	268.7	60	34.019	31.729	120.3	Pit In	1:56.962	270.0
26	34.047	34.843	113.1	Pit In	1:57.491	270.7	61	Pit Out	38.392	102.1	43.297	10:53.858	
27	Pit Out	33.167	110.2	42.173	58:17.776		62	37.773	36.409	111.8	Pit In	2:05.604	270.7
28	34.467	32.013	115.1	41.486	1:47.966	266.7	63	Pit Out	34.603	108.0	47.097	8:07.299	
29	34.349	31.778	114.9	41.196	1:47.323	268.0	64	37.859	34.796	108.8	Pit In	2:06.641	245.5
30	34.280	31.901	115.6	43.298	1:49.479	270.0	65	Pit Out	34.482	110.5	43.418	6:09.043	
31	35.070	32.317	116.8	42.065	1:49.452	267.3	66	36.967	34.480	114.8	Pit In	2:03.030	238.4
32	34.419	31.783	119.1	41.439	1:47.641	270.0	67	Pit Out	34.752	113.3	42.519	5:04.416	
33	34.206	32.081	114.5	Pit In	1:55.043	272.7	68	36.204	33.076	115.6	Pit In	1:58.383	264.1
34	Pit Out	33.788	112.3	Pit In	13:12.873		69	Pit Out	33.561	111.0	42.555	6:45.344	
35	Pit Out	33.303	113.0	41.709	4:53.291		70						

19 ALVARO BAUTISTA								HONDA									
lap	Sect-1	Speed	Sect-2	Speed	Sect-3	Speed	lap time	Top Speed	lap	Sect-1	Speed	Sect-2	Speed	Sect-3	Speed	lap time	Top Speed
1	Pit Out		36.570	98.8	Pit In		2:05.359		30	33.208		32.255	110.9	40.507		1:45.970	300.0
2	Pit Out		34.771	104.5	42.861		30:01.867		31	33.113		31.828	116.4	40.480		1:45.421	291.9
3	34.948		33.255	110.2	41.700		1:49.903	274.8	32	32.764		31.715	112.7	40.207		1:44.686	300.0
4	34.521		32.873	111.2	41.486		1:48.880	284.2	33	32.815		31.638	116.1	40.323		1:44.776	296.7
5	34.226		32.622	111.7	40.922		1:47.770	299.2	34	32.835		31.618	115.1	Pit In		1:51.214	299.2
6	33.914		32.285	114.0	40.811		1:47.010	288.8	35	Pit Out		32.697	110.0	Pit In		22:35.031	
7	33.956		32.262	116.5	41.000		1:47.218	291.9	36	Pit Out		32.193	113.2	40.719		4:56.586	
8	33.645		32.261	111.9	40.971		1:46.877	297.5	37	33.226		31.663	114.2	40.333		1:45.222	291.1
9	35.602		33.086	109.2	Pit In		1:56.423	282.0	38	32.915		31.434	114.2	40.150		1:44.499	297.5
10	Pit Out		34.960	113.8	41.322		53:39.792		39	32.718		31.408	112.9	40.258		1:44.384	300.0
11	33.516		31.898	115.6	40.895		1:46.309	302.5	40	32.545		31.288	110.3	40.398		1:44.231	300.0
12	33.429		31.945	114.5	40.711		1:46.085	300.0	41	32.747		31.426	117.6	40.236		1:44.409	306.8
13	33.628		31.849	114.9	40.663		1:46.140	288.8	42	37.422		32.895	109.3	Pit In		1:56.243	302.5
14	33.470		32.010	111.6	42.651		1:48.131	295.1	43	Pit Out		31.848	115.3	40.390		36:11.595	
15	33.462		31.886	110.4	40.759		1:46.107	294.3	44	32.516		31.431	<u>117.9</u>	40.097		1:44.044	295.9
16	33.348		31.781	111.1	40.795		1:45.924	294.3	45	32.521		31.296	117.0	40.048		1:43.865	<u>307.7</u>
17	33.122		31.934	116.9	40.618		1:45.674	296.7	46	<u>32.428</u>		39.646	109.2	Pit In		2:00.790	304.2
18	33.041		32.034	113.7	40.549		1:45.624	299.2	47	Pit Out		32.020	112.9	40.523		15:40.923	
19	32.995		31.678	112.0	40.557		1:45.230	298.3	48	33.083		31.450	117.5	40.039		1:44.572	300.8
20	35.200		32.497	116.8	Pit In		1:54.745	299.2	49	32.565		31.552	113.0	40.214		1:44.331	<u>307.7</u>
21	Pit Out		31.983	111.6	40.456		28:06.004		50	32.531		<u>31.060</u>	114.0	40.071		<u>1:43.662</u>	302.5
22	33.047		31.451	115.6	40.213		1:44.711	300.0	51	32.570		31.204	113.2	40.189		1:43.963	300.0
23	32.943		31.486	112.3	40.163		1:44.592	303.4	52	32.481		31.307	112.9	<u>40.021</u>		1:43.809	300.8
24	32.969		32.179	114.5	40.344		1:45.492	298.3	53	34.621		32.509	109.8	Pit In		1:52.052	<u>307.7</u>
25	32.706		31.605	115.1	40.113		1:44.424	303.4	54	Pit Out		32.261	113.1	40.589		34:18.730	
26	32.695		31.410	114.3	40.094		1:44.199	300.8	55	32.919		31.482	116.5	40.212		1:44.613	300.0
27	34.022		31.687	110.5	Pit In		1:50.857	297.5	56	32.883		31.506	114.6	Pit In		1:48.019	300.0
28	Pit Out		32.249	113.7	40.746		53:19.704		57	Pit Out		31.989	113.8	40.477		51:48.414	
29	33.268		31.734	115.1	40.417		1:45.419	294.3	58								

20 SYLVAIN BARRIER								DUCATI									
lap	Sect-1	Speed	Sect-2	Speed	Sect-3	Speed	lap time	Top Speed	lap	Sect-1	Speed	Sect-2	Speed	Sect-3	Speed	lap time	Top Speed
1	Pit Out		36.439	106.8	43.668		1:57.039		40	32.946		31.203	117.5	41.451		1:45.600	300.8


Autódromo Internacional do Algarve
Feel Racing Racing Portimão Test

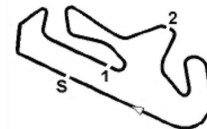
25 - 27 January 2020

Laps and Sector Times - 26-01-2020

Autodromo Internacional Algarve - 4592 mtr.

2	35.681	34.264	114.0	42.618	1:52.563	283.5	41	28:23.247	35.560	108.3	41.776	29:40.583	
3	35.147	33.146	117.1	42.300	1:50.593	282.0	42	34.320	31.876	112.5	40.539	1:46.735	279.8
4	34.460	32.579	115.6	41.699	1:48.738	288.0	43	33.626	31.375	116.8	40.645	1:45.646	293.5
5	34.153	32.281	117.5	41.712	1:48.146	289.5	44	33.133	31.447	116.8	40.757	1:45.337	302.5
6	34.348	32.536	118.6	41.784	1:48.668	282.0	45	33.546	31.318	116.6	40.866	1:45.730	298.3
7	34.012	32.514	118.6	41.659	1:48.185	292.7	46	32.956	31.392	117.6	40.724	1:45.072	300.0
8	33.956	32.594	118.9	41.518	1:48.068	289.5	47	32.962	31.293	120.1	40.612	1:44.867	299.2
9	34.034	32.290	120.4	41.567	1:47.891	290.3	48	33.184	33.118	113.7	Pit In	1:55.895	297.5
10	33.832	32.039	120.4	41.338	1:47.209	296.7	49	Pit Out	32.143	112.1	41.422	23:16.290	
11	34.990	42.143	108.7	Pit In	2:09.480	295.9	50	37.295	31.715	114.2	40.773	1:49.783	303.4
12	Pit Out	33.125	119.6	42.100	45:19.085		51	33.044	31.312	119.2	40.847	1:45.203	302.5
13	34.034	32.030	125.3	41.586	1:47.650	289.5	52	33.096	31.343	117.5	40.480	1:44.919	300.0
14	39.789	35.884	111.5	Pit In	2:08.071	294.3	53	33.101	31.202	117.4	40.600	1:44.903	305.1
15	Pit Out	32.277	117.9	40.915	21:06.873		54	32.802	31.523	121.2	40.723	1:45.048	300.8
16	33.623	31.584	120.7	40.952	1:46.159	293.5	55	33.325	31.813	116.4	Pit In	1:54.427	298.3
17	33.515	31.589	117.8	40.942	1:46.046	296.7	56	Pit Out	31.495	119.6	40.576	11:30.873	
18	33.210	32.152	114.9	41.007	1:46.369	296.7	57	32.759	31.439	118.4	40.249	1:44.447	296.7
19	33.483	31.527	120.0	41.042	1:46.052	297.5	58	32.876	30.878	119.1	40.262	1:44.016	298.3
20	33.302	31.440	118.9	41.008	1:45.750	295.1	59	32.729	31.192	122.2	40.362	1:44.283	301.7
21	34.036	32.311	114.4	Pit In	1:57.823	298.3	60	33.068	31.609	118.9	40.280	1:44.957	301.7
22	Pit Out	32.285	114.9	41.476	21:52.382		61	32.627	38.238	118.3	Pit In	1:59.510	300.0
23	33.343	31.158	122.0	40.889	1:45.390	296.7	62	Pit Out	33.255	102.8	43.146	21:19.164	
24	33.413	31.136	121.6	41.296	1:45.845	298.3	63	32.886	31.123	119.3	40.331	1:44.340	300.8
25	32.947	31.403	116.9	40.840	1:45.190	302.5	64	32.922	31.188	122.2	40.647	1:44.757	300.0
26	33.168	31.845	115.9	40.883	1:45.896	297.5	65	33.019	31.247	116.5	40.706	1:44.972	300.0
27	33.199	31.763	116.6	40.777	1:45.739	300.8	66	32.942	31.298	116.0	40.926	1:45.166	300.8
28	50.407	36.573	105.8	Pit In	2:20.254	285.0	67	32.918	31.276	119.9	40.619	1:44.813	301.7
29	Pit Out	32.956	117.3	41.155	17:23.889		68	32.619	37.720	117.9	Pit In	2:06.140	302.5
30	33.471	31.506	122.0	40.619	1:45.596	300.0	69	Pit Out	32.190	114.9	40.991	20:35.073	
31	33.233	31.898	120.5	40.828	1:45.959	302.5	70	32.925	31.546	121.2	40.575	1:45.046	301.7
32	33.228	31.437	117.0	40.751	1:45.416	302.5	71	32.924	31.248	116.6	40.536	1:44.708	297.5
33	33.208	31.559	113.3	40.678	1:45.445	303.4	72	33.108	32.052	118.4	40.792	1:45.952	297.5
34	33.317	31.598	114.6	41.105	1:46.020	300.8	73	32.875	32.256	120.8	40.705	1:45.836	298.3
35	34.706	37.885	108.2	Pit In	2:02.546	299.2	74	32.914	31.192	121.8	40.718	1:44.824	300.0
36	Pit Out	32.319	117.3	41.177	13:39.292		75	33.131	31.127	120.1	40.840	1:45.098	297.5
37	33.160	31.193	120.0	40.564	1:44.917	303.4	76	33.140	33.029	114.6	Pit In	1:52.498	301.7
38	33.011	31.065	115.6	40.459	1:44.535	301.7	77	Pit Out	34.264	109.3	Pit In	6:51.387	
39	32.998	31.144	120.1	40.687	1:44.829	302.5	78	Pit Out	31.516	122.9	40.620	4:22.942	

21 MICHAEL RINALDI								DUCATI									
lap	Sect-1	Speed	Sect-2	Speed	Sect-3	Speed	lap time	Top Speed	lap	Sect-1	Speed	Sect-2	Speed	Sect-3	Speed	lap time	Top Speed
1	Pit Out		35.099	106.0	42.903		1:58.378		34	05:04.077		32.834	108.9	41.344		06:18.255	279.1
2	35.356		33.137	112.5	41.727		1:50.220	274.8	35	54.928		39.943	107.7	Pit In		2:30.973	305.9
3	34.668		32.561	111.6	41.472		1:48.701	279.8	36	Pit Out		44.269	99.7	Pit In		12:39.309	
4	34.252		32.343	113.8	41.334		1:47.929	277.6	37	Pit Out		33.147	110.5	41.609		26:53.688	
5	34.138		32.404	114.6	41.118		1:47.660	291.1	38	33.193		31.511	114.0	40.632		1:45.336	300.0
6	33.980		32.382	114.2	41.096		1:47.458	286.5	39	32.819		31.453	111.1	40.542		1:44.814	305.1
7	33.949		32.242	109.2	41.160		1:47.351	294.3	40	32.877		31.967	113.9	41.268		1:46.112	304.2
8	41.808		35.466	109.6	Pit In		2:09.479	232.8	41	33.120		31.660	112.0	40.609		1:45.389	289.5
9	Pit Out		33.700	109.2	41.766		30:42.398		42	32.871		39.350	115.0	Pit In		1:59.217	302.5
10	33.559		31.894	112.6	40.699		1:46.152	291.9	43	Pit Out		33.046	110.9	44.378		12:13.066	
11	37.205		32.537	114.2	40.738		1:50.480	269.3	44	33.472		32.178	111.9	41.293		1:46.943	303.4
12	33.234		31.459	114.2	40.682		1:45.375	291.1	45	32.773		31.502	114.0	40.470		1:44.745	306.8
13	33.112		31.779	114.2	40.594		1:45.485	292.7	46	36.856		31.983	110.9	40.766		1:49.605	307.7
14	33.029		31.320	109.8	40.678		1:45.027	301.7	47	32.646		31.207	112.6	40.502		1:44.355	303.4
15	38.577		32.720	110.8	Pit In		1:59.901	306.8	48	32.966		32.520	109.8	Pit In		1:52.833	304.2
16	Pit Out		39.625	108.2	41.371		26:59.579		49	Pit Out		32.290	115.6	40.829		13:57.258	
17	33.114		31.485	114.0	40.538		1:45.137	295.9	50	32.443		31.145	115.1	40.059		1:43.647	305.1
18	33.033		31.454	114.9	40.542		1:45.029	293.5	51	32.145		36.782	113.0	40.784		1:49.711	305.1
19	33.034		31.328	116.3	40.276		1:44.638	296.7	52	32.827		31.118	114.3	40.124		1:44.069	303.4
20	39.673		36.081	99.3	Pit In		2:07.393	235.8	53	32.528		31.114	115.6	39.943		1:43.585	305.9
21	Pit Out		33.478	106.4	41.528		23:25.496		54	32.397		30.993	113.8	40.002		1:43.392	308.6
22	32.929		31.613	109.6	40.417		1:44.959	302.5	55	37.806		33.461	110.2	Pit In		2:00.192	305.9
23	36.838		32.802	114.2	41.386		1:51.026	300.8	56	Pit Out		32.592	101.6	Pit In		19:40.097	
24	32.948		31.673	114.2	40.718		1:45.339	298.3	57	Pit Out		32.205	116.1	40.939		8:46.351	
25	32.959		31.529	115.6	40.499		1:44.987	297.5	58	32.902		31.199	115.1	40.310		1:44.411	298.3
26	32.755		31.548	114.0	40.412		1:44.715	300.8	59	32.493		31.168	115.9	40.231		1:43.892	301.7


Autódromo Internacional do Algarve
Feel Racing Racing Portimão Test

25 - 27 January 2020

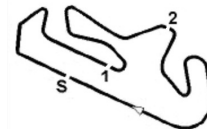
Laps and Sector Times - 26-01-2020

Autodromo Internacional Algarve - 4592 mtr.

27	38.240	33.688	109.4	Pit In	2:01.707	302.5	60	32.438	31.059	116.3	40.086	1:43.583	306.8
28	Pit Out	32.752	111.9	41.074	11:11.831		61	32.373	30.978	115.4	40.042	1:43.393	304.2
29	33.168	31.429	115.4	40.537	1:45.134	301.7	62	32.425	<u>30.929</u>	115.9	39.864	<u>1:43.218</u>	304.2
30	32.612	31.134	<u>117.9</u>	40.310	1:44.056	302.5	63	18:33.304	32.546	108.3	46.029	19:51.879	285.7
31	32.634	32.616	117.3	41.872	1:47.122	305.1	64	32.424	31.029	116.1	<u>39.840</u>	1:43.293	305.1
32	32.730	31.153	112.4	40.291	1:44.174	304.2	65	35.743	32.360	109.8	Pit In	1:55.462	255.9
33	32.562	31.185	112.5	40.026	1:43.773	306.8	66	Pit Out	49.302	95.0	Pit In	<u>6:49.332</u>	

23 POHSSOM CHRI STOPHE							APRILIA										
lap	Sect-1	Speed	Sect-2	Speed	Sect-3	Speed	lap time	Top Speed	lap	Sect-1	Speed	Sect-2	Speed	Sect-3	Speed	lap time	Top Speed
1	Pit Out		37.447	100.5	45.715		2:03.097		43	Pit Out		34.416	114.6	42.685		16:14.139	
2	35.826	35.015	113.0	42.970	1:53.811	260.2	44	33.666	31.917	119.9	40.938	1:46.521	295.1				
3	35.928	33.706	111.8	42.486	1:52.120	279.1	45	33.279	31.829	119.6	40.808	1:45.916	<u>306.8</u>				
4	35.099	33.404	119.6	42.456	1:50.959	285.7	46	33.358	31.555	120.9	40.819	1:45.732	300.0				
5	34.633	33.817	118.3	42.303	1:50.753	295.9	47	33.286	31.704	119.7	Pit In	1:57.689	303.4				
6	34.682	32.876	113.0	42.227	1:49.785	298.3	48	Pit Out	35.574	109.6	42.417	25:18.054					
7	38.289	37.107	113.2	Pit In	2:07.013	287.2	49	33.384	31.645	119.1	40.637	1:45.666	300.0				
8	Pit Out	34.448	117.9	45.588	17:32.115		50	33.254	31.659	119.6	40.990	1:45.903	301.7				
9	34.941	33.037	118.3	42.656	1:50.634	295.1	51	35.056	34.124	117.3	40.482	1:49.662	301.7				
10	34.674	33.127	117.4	41.960	1:49.761	294.3	52	33.013	31.352	120.9	40.315	1:44.680	300.8				
11	34.379	32.827	119.5	42.190	1:49.396	300.0	53	32.851	31.423	117.0	40.474	1:44.748	299.2				
12	34.325	33.104	119.7	42.042	1:49.471	285.7	54	48.916	38.277	99.4	Pit In	2:20.378	304.2				
13	34.527	32.962	120.5	41.809	1:49.298	293.5	55	Pit Out	35.324	107.8	44.143	20:18.047					
14	34.512	32.732	117.3	41.647	1:48.891	294.3	56	33.443	31.771	118.0	40.782	1:45.996	300.8				
15	34.245	32.919	123.4	41.783	1:48.947	285.0	57	33.274	31.574	118.2	40.786	1:45.634	303.4				
16	34.081	32.893	117.1	41.550	1:48.524	298.3	58	33.147	31.492	120.3	40.705	1:45.344	302.5				
17	34.193	32.546	122.0	41.708	1:48.447	296.7	59	37.462	32.215	118.2	40.851	1:50.528	302.5				
18	34.206	32.399	<u>127.1</u>	42.047	1:48.652	299.2	60	32.989	32.225	119.2	40.449	1:45.663	302.5				
19	39.120	36.214	112.6	Pit In	2:08.504	282.7	61	33.079	31.843	120.8	40.560	1:45.482	301.7				
20	Pit Out	35.551	108.0	44.192	31:12.215		62	32.872	31.404	122.9	40.539	1:44.815	301.7				
21	34.212	32.728	118.3	41.669	1:48.609	290.3	63	32.956	31.585	120.7	40.784	1:45.325	303.4				
22	34.131	32.463	114.9	41.675	1:48.269	291.9	64	38.559	35.015	101.1	Pit In	2:04.446	297.5				
23	33.961	32.379	116.5	41.676	1:48.016	297.5	65	Pit Out	36.124	107.1	42.982	30:17.211					
24	33.650	32.376	116.0	41.461	1:47.487	301.7	66	33.455	31.620	117.3	40.839	1:45.914	300.8				
25	33.762	32.211	119.5	41.297	1:47.270	296.7	67	33.029	31.255	119.2	40.446	1:44.730	300.8				
26	40.213	33.692	118.9	Pit In	2:01.639	290.3	68	32.907	31.373	117.4	40.389	1:44.669	300.8				
27	Pit Out	34.190	108.0	46.915	9:47.416		69	32.774	31.405	120.1	40.493	1:44.672	305.1				
28	33.858	32.070	116.6	41.579	1:47.507	294.3	70	40.291	38.393	93.7	50.969	2:09.653	287.2				
29	33.457	31.953	118.9	41.443	1:46.853	303.4	71	33.360	31.540	115.9	40.493	1:45.393	298.3				
30	33.231	34.202	94.9	41.165	1:48.598	300.0	72	39.224	33.383	111.2	Pit In	2:01.049	295.9				
31	33.174	31.656	120.5	40.850	1:45.680	295.1	73	Pit Out	36.183	107.9	42.927	10:29.513					
32	33.158	31.777	117.9	40.637	1:45.572	297.5	74	33.050	<u>31.120</u>	120.0	<u>40.020</u>	1:44.190	302.5				
33	33.314	31.719	121.8	40.765	1:45.798	301.7	75	<u>32.715</u>	31.149	116.8	40.171	<u>1:44.035</u>	300.0				
34	33.126	31.810	110.8	40.890	1:45.826	295.1	76	37.755	35.972	107.4	Pit In	2:04.522	297.5				
35	42.610	32.783	120.3	Pit In	2:03.327	294.3	77	Pit Out	37.107	112.6	44.199	31:06.383					
36	Pit Out	34.104	110.1	42.213	27:42.408		78	36.647	34.712	107.9	42.561	1:53.920	300.0				
37	33.710	32.001	117.9	41.228	1:46.939	297.5	79	33.839	31.928	117.4	41.351	1:47.118	291.1				
38	33.553	31.807	120.0	41.010	1:46.370	300.0	80	33.540	31.971	114.5	40.897	1:46.408	295.1				
39	42.909	34.956	114.0	43.185	2:01.050	298.3	81	40.410	36.055	114.0	43.387	1:59.852	285.0				
40	33.188	31.582	122.6	40.569	1:45.339	298.3	82	33.502	31.746	117.9	40.904	1:46.152	296.7				
41	33.065	31.540	124.0	40.721	1:45.326	300.8	83	43.188	37.401	107.0	Pit In	2:12.706	295.9				
42	34.946	33.927	115.6	Pit In	1:56.241	303.4	84										

31 GARRETT GERLOFF							YAMAHA										
lap	Sect-1	Speed	Sect-2	Speed	Sect-3	Speed	lap time	Top Speed	lap	Sect-1	Speed	Sect-2	Speed	Sect-3	Speed	lap time	Top Speed
1	Pit Out		37.727	109.8	44.938		1:59.776		45	Pit Out		32.554	121.9	40.972		15:15.521	
2	37.035	34.693	113.9	42.953	1:54.681	250.6	46	32.820	31.457	123.6	39.755	1:44.032	297.5				
3	35.518	33.926	113.2	41.294	1:50.738	278.4	47	32.793	31.029	123.6	40.035	1:43.857	300.8				
4	35.023	33.311	114.2	41.621	1:49.955	294.3	48	32.595	31.004	120.5	39.934	1:43.533	307.7				
5	35.082	33.089	118.4	41.344	1:49.515	293.5	49	32.787	31.085	120.8	39.932	1:43.804	304.2				
6	34.375	32.420	113.1	40.872	1:47.667	289.5	50	34.957	32.005	123.3	Pit In	1:54.923	282.7				
7	34.190	32.403	119.1	40.487	1:47.080	300.0	51	Pit Out	31.610	121.2	40.141	21:37.164					
8	34.043	32.064	117.1	40.770	1:46.877	300.0	52	32.821	30.961	125.6	39.974	1:43.756	296.7				
9	33.819	32.215	118.2	40.483	1:46.517	301.7	53	33.113	31.684	122.0	Pit In	1:53.293	304.2				
10	33.760	33.141	118.4	Pit In	1:55.110	304.2	54	Pit Out	32.748	112.0	41.187	29:26.677					
11	Pit Out	32.729	117.4	40.913	16:36.741		55	33.529	31.173	115.6	40.014	1:44.716	276.9				

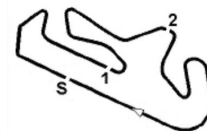

Autódromo Internacional do Algarve
Feel Racing Racing Portimão Test

25 - 27 January 2020

Laps and Sector Times - 26-01-2020
Autodromo Internacional Algarve - 4592 mtr.

12	33.925	32.230	113.3	40.592	1:46.747	294.3	56	32.854	31.164	118.4	40.223	1:44.241	295.1
13	34.958	32.134	118.4	41.129	1:48.221	300.8	57	32.690	31.011	118.8	39.895	1:43.596	295.9
14	33.876	31.778	120.1	40.658	1:46.312	297.5	58	32.926	31.305	120.5	39.929	1:44.160	304.2
15	33.736	32.077	116.8	40.357	1:46.170	300.8	59	32.799	31.112	121.6	40.274	1:44.185	297.5
16	33.521	31.704	121.6	40.563	1:45.788	303.4	60	32.883	31.099	120.4	Pit In	1:50.659	303.4
17	33.505	31.552	117.9	40.697	1:45.754	303.4	61	Pit Out	32.581	119.3	40.864	31:04.854	
18	34.435	32.100	125.7	Pit In	1:54.152	305.1	62	33.160	31.038	121.1	39.611	1:43.809	297.5
19	Pit Out	32.105	120.5	40.776	16:38.883		63	32.514	30.992	119.3	51.474	1:54.980	306.8
20	33.586	31.902	118.7	40.436	1:45.924	296.7	64	33.359	31.538	121.1	40.283	1:45.180	281.3
21	34.013	31.858	122.9	40.804	1:46.675	301.7	65	32.680	30.930	120.7	39.812	1:43.422	302.5
22	33.799	31.487	122.9	40.527	1:45.813	286.5	66	32.867	30.821	123.7	39.995	1:43.683	307.7
23	33.323	31.602	122.7	40.385	1:45.310	305.9	67	32.842	31.046	120.1	40.514	1:44.402	308.6
24	33.815	31.845	122.7	Pit In	1:52.932	279.8	68	32.642	30.883	120.3	40.088	1:43.613	304.2
25	Pit Out	32.420	121.2	40.884	19:31.755		69	51.437	38.967	118.6	Pit In	2:20.154	301.7
26	33.073	31.458	123.7	40.045	1:44.576	297.5	70	Pit Out	31.458	116.0	40.713	36:25.744	
27	33.147	31.412	121.5	40.368	1:44.927	295.9	71	33.503	31.341	120.4	39.919	1:44.763	298.3
28	33.032	31.103	121.6	40.206	1:44.341	305.1	72	32.767	31.132	120.8	39.993	1:43.892	307.7
29	32.984	31.038	118.2	39.981	1:44.003	306.8	73	32.908	30.926	118.3	40.335	1:44.169	304.2
30	33.119	30.999	120.7	40.870	1:44.988	305.1	74	32.944	30.894	119.1	39.923	1:43.761	303.4
31	33.286	34.192	120.8	46.312	1:53.790	305.9	75	32.764	31.041	124.3	39.936	1:43.741	301.7
32	33.182	31.855	115.8	Pit In	1:51.724	298.3	76	32.967	31.047	122.6	Pit In	1:52.036	299.2
33	Pit Out	31.857	121.2	40.686	33:14.544		77	Pit Out	33.022	117.5	41.099	31:59.422	
34	33.184	31.121	118.7	40.036	1:44.341	301.7	78	32.888	31.047	123.0	39.595	1:43.530	302.5
35	33.215	31.065	118.7	40.210	1:44.490	304.2	79	32.684	30.852	121.2	39.756	1:43.292	307.7
36	32.909	31.013	124.6	40.117	1:44.039	304.2	80	32.536	31.093	123.1	39.687	1:43.316	304.2
37	33.282	31.110	124.3	39.948	1:44.340	306.8	81	32.535	30.754	126.5	39.834	1:43.123	306.8
38	34.297	31.770	124.7	Pit In	1:53.914	305.9	82	32.551	30.987	118.0	39.645	1:43.183	305.1
39	Pit Out	31.585	123.3	40.296	11:05.562		83	32.478	30.844	123.6	39.709	1:43.031	305.9
40	33.104	31.303	121.3	40.299	1:44.706	301.7	84	32.900	30.935	121.6	40.031	1:43.866	299.2
41	35.332	31.278	124.9	40.462	1:47.072	300.8	85	32.527	30.982	122.0	39.697	1:43.206	308.6
42	34.070	31.172	118.8	40.164	1:45.406	300.8	86	38.410	32.009	126.8	Pit In	1:57.430	293.5
43	33.062	31.255	119.5	40.211	1:44.528	301.7	87	Pit Out	33.427	117.6	Pit In	12:08.761	
44	33.075	31.875	121.5	Pit In	1:50.658	305.9	88	Pit Out	32.222	121.9	40.987	5:02.891	

36 LEANDRO MERCADO							DUCATI										
lap	Sect-1	Speed	Sect-2	Speed	Sect-3	Speed	lap time	Top Speed	lap	Sect-1	Speed	Sect-2	Speed	Sect-3	Speed	lap time	Top Speed
1	Pit Out		38.056	103.1	44.578		2:04.691		35	Pit Out		32.269	116.0	40.884		24:42.830	
2	36.444		33.295	111.3	41.563		1:51.302	244.9	36	33.264		31.464	119.1	40.291		1:45.019	296.7
3	34.470		32.290	117.4	41.021		1:47.781	277.6	37	33.157		31.083	120.0	40.220		1:44.460	299.2
4	34.857		32.597	115.1	41.197		1:48.651	272.7	38	32.911		31.275	118.4	40.207		1:44.393	304.2
5	34.143		32.261	116.8	40.944		1:47.348	295.1	39	33.207		31.228	117.0	40.479		1:44.914	295.9
6	35.579		32.608	117.0	Pit In		1:57.870	295.9	40	35.826		33.740	110.3	Pit In		1:59.225	298.3
7	Pit Out		33.264	113.0	41.513		18:07.240		41	Pit Out		36.928	108.8	42.277		28:19.567	
8	34.281		32.494	115.9	40.852		1:47.627	289.5	42	33.331		31.464	116.3	40.452		1:45.247	298.3
9	33.913		32.090	118.7	40.972		1:46.975	291.1	43	33.016		31.146	122.3	40.315		1:44.477	297.5
10	33.681		32.123	119.2	Pit In		2:00.025	296.7	44	32.683		34.675	115.5	Pit In		1:56.135	305.1
11	Pit Out		34.116	113.1	41.819		11:55.347		45	Pit Out		31.929	112.4	40.642		14:01.655	
12	33.974		31.954	120.8	40.980		1:46.908	292.7	46	32.873		31.046	119.3	Pit In		1:52.213	305.9
13	34.007		32.603	114.8	40.777		1:47.387	293.5	47	Pit Out		31.896	118.8	40.097		8:02.311	
14	33.833		31.868	118.0	40.799		1:46.500	292.7	48	32.690		30.874	118.7	39.852		1:43.416	305.1
15	33.953		31.792	117.0	40.820		1:46.565	285.0	49	32.638		31.055	120.4	39.955		1:43.648	300.8
16	34.613		32.604	114.9	Pit In		1:55.547	304.2	50	32.611		30.921	118.6	40.065		1:43.597	305.1
17	Pit Out		33.632	114.0	41.319		23:04.712		51	32.615		31.114	119.2	40.073		1:43.802	295.9
18	33.528		31.803	118.2	41.025		1:46.356	301.7	52	33.096		31.096	118.9	40.268		1:44.460	305.1
19	33.564		31.586	116.6	41.083		1:46.233	294.3	53	35.068		32.116	116.5	Pit In		1:55.157	291.1
20	33.301		31.537	117.3	40.839		1:45.677	300.8	54	Pit Out		32.855	113.6	41.195		30:36.450	
21	33.274		31.623	117.6	40.645		1:45.542	298.3	55	33.172		31.400	115.8	40.859		1:45.431	302.5
22	33.305		31.730	117.3	Pit In		1:53.089	299.2	56	33.074		31.133	119.6	40.288		1:44.495	297.5
23	Pit Out		32.394	117.6	40.626		13:45.655		57	32.904		31.111	120.7	40.279		1:44.294	299.2
24	32.984		31.244	119.7	40.337		1:44.565	305.1	58	36.835		35.630	117.3	40.653		1:53.118	298.3
25	32.878		31.293	113.8	40.376		1:44.547	305.9	59	32.817		30.887	121.9	40.206		1:43.910	298.3
26	32.812		31.357	118.9	40.361		1:44.530	305.9	60	36.032		32.078	118.6	Pit In		1:55.819	299.2
27	33.132		31.243	116.5	40.328		1:44.703	295.9	61	Pit Out		32.015	117.5	40.735		24:41.668	
28	33.351		31.495	120.5	Pit In		1:52.237	297.5	62	32.701		30.852	120.3	40.064		1:43.617	305.9
29	Pit Out		32.855	114.0	41.249		23:48.526		63	32.580		30.790	121.1	39.973		1:43.343	302.5
30	33.508		31.589	116.3	40.557		1:45.654	302.5	64	32.502		30.952	121.3	39.926		1:43.380	302.5
31	33.182		31.459	119.2	40.720		1:45.361	303.4	65	32.647		31.033	121.3	39.911		1:43.591	291.1


Autódromo Internacional do Algarve
Feel Racing Racing Portimão Test

25 - 27 January 2020

Laps and Sector Times - 26-01-2020

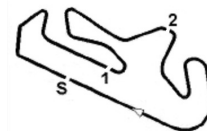
Autodromo Internacional Algarve - 4592 mtr.

32	33.412	31.511	120.4	40.588	1:45.511	304.2	66	32.581	<u>30.770</u>	<u>123.7</u>	40.006	1:43.357	303.4
33	40.677	31.687	118.9	40.434	1:52.798	287.2	67	32.744	30.926	<u>123.7</u>	40.211	1:43.881	289.5
34	33.013	31.750	110.2	Pit In	<u>1:54.153</u>	302.5	68	36.572	32.186	118.2	Pit In	<u>1:57.179</u>	298.3

44 LUCAS MAHIAS								KAWASAKI									
lap	Sect-1	Speed	Sect-2	Speed	Sect-3	Speed	lap time	Top Speed	lap	Sect-1	Speed	Sect-2	Speed	Sect-3	Speed	lap time	Top Speed
1	Pit Out		34.462	110.4	42.196		1:52.162		26	34.060		31.332	115.8	40.520		1:45.912	266.7
2	34.827		32.170	117.1	41.470		1:48.467	266.7	27	33.679		31.327	116.9	40.680		1:45.686	271.4
3	38.542		32.405	113.7	Pit In		1:58.938	266.0	28	34.211		31.635	113.7	40.936		1:46.782	<u>272.0</u>
4	Pit Out		33.196	114.8	42.661		10:25.446		29	46.425		36.322	103.3	Pit In		2:15.370	205.3
5	34.466		31.610	121.1	40.849		1:46.925	270.7	30	Pit Out		33.853	113.3	41.193		35:51.865	
6	34.352		31.662	116.9	40.948		1:46.962	271.4	31	34.153		31.446	117.0	40.817		1:46.416	270.0
7	40.160		33.054	112.7	Pit In		2:00.753	<u>272.0</u>	32	34.218		31.650	117.4	40.917		1:46.785	270.7
8	Pit Out		32.279	116.0	41.535		8:30.120		33	34.293		31.871	113.3	41.086		1:47.250	270.7
9	34.493		31.939	115.3	41.224		1:47.656	268.0	34	34.118		31.715	116.5	41.008		1:46.841	270.7
10	34.636		32.054	112.5	41.324		1:48.014	267.3	35	38.352		35.211	103.1	Pit In		2:02.162	270.0
11	34.293		31.919	114.5	41.201		1:47.413	266.7	36	Pit Out		32.464	113.6	41.532		43:23.946	
12	36.515		34.834	111.2	Pit In		2:00.217	266.0	37	34.314		31.803	112.6	41.041		1:47.158	270.7
13	Pit Out		32.506	110.1	42.061		31:28.193		38	34.186		31.807	113.2	41.284		1:47.277	271.4
14	34.337		31.700	120.1	41.389		1:47.426	268.7	39	36.518		35.423	104.0	Pit In		2:00.782	270.0
15	34.454		32.109	116.3	41.391		1:47.954	269.3	40	Pit Out		32.265	112.9	41.698		22:05.713	
16	34.342		32.211	99.7	Pit In		2:02.438	270.7	41	39.087		32.531	112.7	Pit In		1:56.551	265.4
17	Pit Out		32.189	116.3	41.895		17:37.643		42	Pit Out		32.493	111.8	41.966		13:12.414	
18	34.590		36.109	104.8	Pit In		2:00.564	270.7	43	35.503		37.634	97.2	47.401		2:00.538	<u>272.0</u>
19	Pit Out		34.683	115.0	41.568		9:48.815		44	34.945		32.877	116.1	Pit In		1:52.636	271.4
20	34.543		31.749	111.9	41.423		1:47.715	270.7	45	Pit Out		32.955	115.4	41.739		21:05.657	
21	39.699		32.198	113.8	41.802		1:53.699	269.3	46	34.257		31.589	117.8	40.922		1:46.768	271.4
22	34.142		31.738	115.3	41.256		1:47.136	271.4	47	34.361		32.374	<u>124.6</u>	41.453		1:48.188	<u>272.0</u>
23	37.461		33.134	111.2	Pit In		1:57.656	264.1	48	34.266		31.567	117.8	40.996		1:46.829	270.0
24	Pit Out		38.026	115.4	41.552		14:40.932		49	38.307		36.305	108.0	Pit In		2:01.434	260.2
25	<u>33.672</u>		<u>31.159</u>	115.0	<u>40.228</u>		<u>1:45.059</u>	<u>272.0</u>	50								

45 SCOTT REDDING (1)								DUCATI									
lap	Sect-1	Speed	Sect-2	Speed	Sect-3	Speed	lap time	Top Speed	lap	Sect-1	Speed	Sect-2	Speed	Sect-3	Speed	lap time	Top Speed
1	Pit Out		39.135	104.8	Pit In		2:08.757		12	32.388		30.880	122.6	39.692		1:42.960	304.2
2	Pit Out		34.531	112.6	42.157		2:36.512		13	32.598		30.931	124.7	39.796		1:43.325	296.7
3	35.207		33.237	117.6	41.255		1:49.699	263.4	14	32.286		30.863	124.9	39.799		1:42.948	302.5
4	34.634		32.806	119.7	41.225		1:48.665	274.1	15	<u>32.169</u>		30.760	124.0	<u>39.648</u>		1:42.577	<u>307.7</u>
5	34.294		32.810	116.5	41.603		1:48.707	282.7	16	32.176		<u>30.691</u>	121.8	39.696		<u>1:42.563</u>	305.1
6	34.727		32.362	121.8	41.135		1:48.224	270.0	17	32.378		30.913	113.3	39.882		1:43.173	303.4
7	34.160		32.185	121.3	41.002		1:47.347	277.6	18	32.208		31.101	125.1	39.715		1:43.024	303.4
8	33.810		32.452	121.3	40.954		1:47.216	288.0	19	32.824		31.534	124.0	41.272		1:45.630	291.9
9	35.867		33.856	119.3	Pit In		1:56.957	279.8	20	32.455		30.805	125.0	39.830		1:43.090	306.8
10	Pit Out		31.979	123.6	40.567		15:37.306		21	32.227		31.267	<u>126.3</u>	40.014		1:43.508	301.7
11	32.534		30.900	123.0	39.975		1:43.409	305.9	22	43.432		33.246	121.3	Pit In		2:03.947	274.8

45 SCOTT REDDING (2)								DUCATI									
lap	Sect-1	Speed	Sect-2	Speed	Sect-3	Speed	lap time	Top Speed	lap	Sect-1	Speed	Sect-2	Speed	Sect-3	Speed	lap time	Top Speed
1	Pit Out		34.604	115.0	42.807		1:53.211		41	32.665		30.963	125.7	39.715		1:43.343	300.8
2	34.305		33.077	120.8	41.064		1:48.446	284.2	42	32.420		30.704	119.9	39.611		1:42.735	306.8
3	34.270		32.472	123.9	40.799		1:47.541	288.0	43	32.187		30.599	124.4	39.727		1:42.513	308.6
4	34.191		32.121	121.2	40.616		1:46.928	282.0	44	32.352		30.662	123.1	39.619		1:42.633	304.2
5	34.014		31.878	123.9	40.657		1:46.549	285.0	45	32.224		30.839	124.6	39.726		1:42.789	305.1
6	33.556		31.866	120.5	40.436		1:45.858	300.8	46	32.091		30.693	127.5	39.878		1:42.662	304.2
7	33.563		31.710	120.1	40.409		1:45.682	288.8	47	37.816		31.739	110.8	43.459		1:53.014	<u>313.0</u>
8	33.467		31.995	127.5	40.735		1:46.197	291.9	48	32.134		30.549	123.7	39.532		1:42.215	311.2
9	33.552		32.152	123.0	Pit In		1:58.548	294.3	49	32.137		30.699	125.4	39.672		1:42.508	312.1
10	Pit Out		33.103	116.8	41.389		24:51.249		50	32.934		31.231	121.9	40.852		1:45.017	286.5
11	33.551		31.767	123.1	40.186		1:45.504	302.5	51	32.150		30.673	123.9	39.805		1:42.628	312.1
12	33.197		31.607	126.8	40.049		1:44.853	299.2	52	33.501		32.358	118.4	Pit In		1:52.338	295.9
13	33.082		31.513	126.0	40.044		1:44.639	296.7	53	Pit Out		33.647	115.8	41.008		21:28.298	
14	32.765		31.263	120.1	39.808		1:43.836	308.6	54	32.392		31.025	122.7	48.498		1:51.915	305.1
15	32.503		38.413	119.7	41.437		1:52.353	308.6	55	32.290		31.286	126.5	39.814		1:43.390	310.3
16	32.788		31.413	128.0	Pit In		1:51.837	303.4	56	32.250		30.627	124.9	39.681		1:42.558	312.1
17	Pit Out		33.466	121.8	41.675		20:43.562		57	32.077		30.653	126.2	39.668		1:42.398	304.2
18	35.079		31.828	129.2	41.195		1:48.102	307.7	58	32.224		30.695	124.3	39.747		1:42.666	310.3


Autódromo Internacional do Algarve
Feel Racing Racing Portimão Test

25 - 27 January 2020

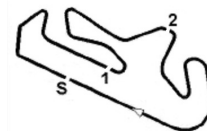
Laps and Sector Times - 26-01-2020
Autodromo Internacional Algarve - 4592 mtr.

19	33.171	32.723	125.3	40.589	1:46.483	300.0	59	32.153	30.668	125.9	39.983	1:42.804	306.8
20	33.969	31.903	127.8	41.123	1:46.995	296.7	60	32.138	30.801	125.3	39.918	1:42.857	306.8
21	32.987	31.290	122.6	40.489	1:44.766	304.2	61	33.702	33.729	122.6	40.465	1:47.896	309.5
22	33.047	32.823	123.3	Pit In	1:51.869	286.5	62	32.399	30.746	122.9	39.849	1:42.994	296.7
23	Pit Out	32.366	127.8	41.233	12:29.008		63	34.600	31.886	121.8	Pit In	1:51.411	300.8
24	33.208	31.798	125.4	40.195	1:45.201	297.5	64	Pit Out	32.403	122.7	40.624	11:11.948	
25	32.847	31.531	127.1	40.400	1:44.778	303.4	65	32.557	30.801	127.4	40.165	1:43.523	303.4
26	32.936	31.359	125.0	40.471	1:44.766	300.0	66	32.326	32.217	124.7	Pit In	1:52.064	305.9
27	32.910	31.301	120.7	40.180	1:44.391	296.7	67	Pit Out	31.453	120.9	39.989	7:47.526	
28	32.895	31.767	118.4	Pit In	1:54.975	301.7	68	32.222	30.534	125.3	39.424	1:42.180	308.6
29	Pit Out	32.232	122.9	40.743	42:50.654		69	32.098	30.415	126.0	39.393	1:41.906	307.7
30	32.967	31.107	125.3	39.886	1:43.960	297.5	70	32.002	30.766	124.6	39.775	1:42.543	300.8
31	32.623	31.050	122.3	40.149	1:43.822	295.1	71	32.026	30.529	121.2	39.812	1:42.367	311.2
32	32.551	38.525	123.7	40.400	1:51.476	298.3	72	37.492	31.603	123.0	Pit In	1:54.305	305.9
33	32.553	30.920	125.7	39.991	1:43.464	305.9	73	Pit Out	34.642	121.6	42.041	7:12.076	
34	32.577	30.843	125.3	39.805	1:43.225	308.6	74	31.973	<u>30.139</u>	127.4	39.067	<u>1:41.179</u>	307.7
35	32.560	31.028	126.0	40.024	1:43.612	306.8	75	33.471	32.204	120.9	Pit In	1:50.553	295.9
36	32.476	31.198	<u>132.2</u>	39.983	1:43.657	302.5	76	Pit Out	34.983	120.0	41.163	5:49.185	
37	32.569	30.921	123.0	39.910	1:43.400	305.9	77	31.946	30.267	122.3	<u>39.044</u>	1:41.257	309.5
38	32.426	30.971	123.7	40.158	1:43.555	309.5	78	<u>31.722</u>	30.347	126.3	39.469	1:41.538	309.5
39	36.712	33.439	119.3	Pit In	1:58.934	267.3	79	34.381	32.085	121.9	Pit In	1:52.935	301.7
40	Pit Out	32.653	119.9	43.388	43:03.987		80	Pit Out	34.945	118.6	Pit In	6:53.291	

50 EUGENE LAVERTY (1)								BMW									
lap	Sect-1	Speed	Sect-2	Speed	Sect-3	Speed	lap time	Top Speed	lap	Sect-1	Speed	Sect-2	Speed	Sect-3	Speed	lap time	Top Speed
1	Pit Out		33.499	118.6	41.290		2:00.957		16	Pit Out		33.719	118.6	44.936		15:27.082	
2	33.221		31.405	121.5	40.218		1:44.844	291.9	17	32.689		31.225	123.1	40.188		1:44.102	299.2
3	33.033		31.292	119.9	40.256		1:44.581	291.9	18	32.720		30.880	119.9	39.811		1:43.411	292.7
4	32.865		31.287	120.0	40.248		1:44.400	295.1	19	34.870		32.598	116.9	Pit In		1:58.256	281.3
5	35.717		32.921	116.6	Pit In		2:01.112	276.9	20	Pit Out		32.986	122.7	40.675		56:41.200	
6	Pit Out		31.875	123.1	40.398		15:18.056		21	32.908		31.050	120.4	40.051		1:44.009	298.3
7	32.497		<u>30.702</u>	121.3	<u>39.462</u>		<u>1:42.661</u>	299.2	22	32.789		31.066	121.8	39.922		1:43.777	281.3
8	<u>32.492</u>		30.702	<u>124.3</u>	39.590		1:42.784	303.4	23	32.834		31.011	120.0	39.977		1:43.822	296.7
9	34.688		32.312	119.7	Pit In		1:56.964	294.3	24	35.522		33.223	120.5	Pit In		1:59.019	298.3
10	Pit Out		33.403	120.5	41.939		11:57.824		25	Pit Out		34.411	120.9	40.980		11:39.738	
11	38.460		33.543	116.3	40.865		1:52.868	298.3	26	32.877		31.058	122.0	40.058		1:43.993	296.7
12	32.779		30.968	120.7	39.739		1:43.486	295.9	27	32.890		31.085	118.9	40.128		1:44.103	299.2
13	34.583		31.805	117.8	40.369		1:46.757	299.2	28	32.831		31.332	119.5	40.061		1:44.224	299.2
14	32.775		30.842	120.3	39.767		1:43.384	<u>304.2</u>	29	34.429		32.571	116.3	Pit In		1:56.144	303.4
15	37.167		33.037	115.1	Pit In		2:00.838	270.0	30								

50 EUGENE LAVERTY (2)								BMW									
lap	Sect-1	Speed	Sect-2	Speed	Sect-3	Speed	lap time	Top Speed	lap	Sect-1	Speed	Sect-2	Speed	Sect-3	Speed	lap time	Top Speed
1	Pit Out		37.477	106.4	44.936		2:03.086		18	33.258		31.509	120.9	40.440		1:45.207	297.5
2	36.230		33.923	115.1	42.353		1:52.506	258.4	19	33.108		31.475	119.2	40.297		1:44.880	296.7
3	35.483		33.260	114.5	Pit In		2:17.631	273.4	20	35.661		32.944	115.3	Pit In		1:58.979	298.3
4	Pit Out		34.949	113.1	42.798		8:20.355		21	Pit Out		33.432	115.3	41.993		15:11.533	
5	35.002		32.824	115.8	41.464		1:49.290	282.0	22	33.239		31.499	117.9	40.689		1:45.427	299.2
6	34.634		32.690	113.2	41.347		1:48.671	281.3	23	33.106		31.456	118.8	40.107		1:44.669	294.3
7	34.655		32.505	118.7	40.963		1:48.123	279.8	24	34.217		36.826	117.0	41.400		1:52.443	288.8
8	34.218		32.291	117.5	41.015		1:47.524	285.7	25	33.241		31.389	120.4	40.287		1:44.917	292.7
9	37.141		34.930	113.1	Pit In		2:11.198	264.7	26	33.090		31.284	116.1	40.404		1:44.778	293.5
10	Pit Out		33.889	116.6	42.582		19:57.583		27	40.129		31.745	116.5	Pit In		2:06.433	274.1
11	34.156		32.232	119.1	40.693		1:47.081	287.2	28	Pit Out		33.832	111.6	41.703		32:56.297	
12	33.743		31.821	119.5	40.761		1:46.325	288.0	29	33.189		31.352	<u>121.8</u>	40.229		1:44.770	294.3
13	33.714		31.893	119.6	40.579		1:46.186	289.5	30	32.849		<u>31.091</u>	120.0	<u>40.106</u>		<u>1:44.046</u>	299.2
14	33.421		31.637	120.7	40.417		1:45.475	292.7	31	32.863		31.274	117.9	40.343		1:44.480	297.5
15	35.501		33.455	115.4	Pit In		2:00.482	268.7	32	<u>32.839</u>		31.321	118.8	40.129		1:44.289	299.2
16	Pit Out		33.572	115.9	41.652		24:02.782		33	37.137		33.185	116.5	Pit In		2:02.116	271.4
17	33.513		31.719	120.1	40.553		1:45.785	<u>300.0</u>	34	Pit Out		33.340	120.3	40.954		19:18.684	

52 PATRICK HOBELSBERGER								HONDA									
lap	Sect-1	Speed	Sect-2	Speed	Sect-3	Speed	lap time	Top Speed	lap	Sect-1	Speed	Sect-2	Speed	Sect-3	Speed	lap time	Top Speed
1	36.115		34.053	110.9	42.937		1:53.105	264.1	28	34.729		32.254	113.4	41.619		1:48.602	268.0
2	36.416		33.614	110.5	43.057		1:53.087	259.6	29	34.700		32.367	111.3	41.710		1:48.777	266.7
3	36.244		33.434	109.3	42.894		1:52.572	266.7	30	34.562		32.351	112.7	41.721		1:48.634	<u>270.0</u>

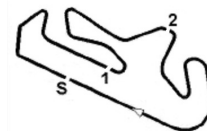

Autódromo Internacional do Algarve
Feel Racing Racing Portimão Test

25 - 27 January 2020

Laps and Sector Times - 26-01-2020
Autodromo Internacional Algarve - 4592 mtr.

4	36.115	40.599	103.6	Pit In	2:11.170	268.0	31	42.311	37.112	110.5	Pit In	2:13.869	268.0
5	Pit Out	34.062	104.9	52.049	23:25.630		32	Pit Out	33.229	109.8	42.796	25:15.687	
6	43:13.644	34.897	109.0	42.903	44:31.444	266.0	33	34.859	32.706	110.2	41.973	1:49.538	266.0
7	35.434	32.863	110.8	42.610	1:50.907	267.3	34	35.289	33.008	111.9	42.339	1:50.636	261.5
8	35.246	32.727	108.7	42.020	1:49.993	<u>270.0</u>	35	34.849	32.451	110.9	41.896	1:49.196	266.0
9	35.105	32.721	112.4	41.992	1:49.818	268.0	36	34.808	32.415	109.4	41.881	1:49.104	266.0
10	13:32.369	34.619	108.0	43.187	14:50.175	268.0	37	34.640	34.230	111.3	42.914	1:51.784	268.0
11	35.577	33.246	107.7	42.475	1:51.298	268.0	38	34.672	32.495	114.4	41.840	1:49.007	267.3
12	35.065	33.157	112.5	42.250	1:50.472	266.7	39	40.641	34.717	105.5	Pit In	2:14.548	266.7
13	34.979	33.161	109.0	41.910	1:50.050	267.3	40	Pit Out	34.047	109.0	42.598	23:20.760	
14	35.111	32.718	111.8	42.034	1:49.863	269.3	41	34.674	32.359	112.3	41.582	1:48.615	267.3
15	34.773	44.147	105.4	Pit In	2:18.172	267.3	42	<u>34.419</u>	32.248	112.4	<u>41.452</u>	1:48.119	268.7
16	Pit Out	33.857	107.2	Pit In	20:33.716		43	34.426	32.165	112.7	41.573	1:48.164	268.0
17	Pit Out	34.036	108.5	42.458	3:39.280		44	34.473	<u>32.074</u>	114.8	41.534	<u>1:48.081</u>	267.3
18	34.963	32.743	111.7	42.224	1:49.930	268.0	45	34.482	32.477	110.2	Pit In	1:59.085	267.3
19	35.004	33.112	<u>116.0</u>	42.554	1:50.670	268.0	46	Pit Out	33.566	110.5	42.077	19:10.650	
20	34.948	32.819	109.2	41.986	1:49.753	<u>270.0</u>	47	34.836	32.517	113.6	42.272	1:49.625	266.0
21	34.951	32.657	112.9	42.022	1:49.630	269.3	48	34.477	32.525	114.4	41.770	1:48.772	266.7
22	35.179	32.590	110.1	42.299	1:50.068	266.7	49	34.732	32.566	114.8	41.658	1:48.956	266.0
23	35.105	32.729	112.1	41.967	1:49.801	260.9	50	34.435	42.243	109.1	42.243	1:58.921	268.7
24	43.011	38.719	105.4	Pit In	2:15.355	267.3	51	35.177	32.571	113.8	41.905	1:49.653	266.0
25	Pit Out	34.203	108.2	42.428	19:06.229		52	34.820	32.479	115.8	41.948	1:49.247	265.4
26	34.716	32.458	109.3	41.775	1:48.949	264.7	53	44.743	34.970	107.1	Pit In	2:16.902	266.7
27	35.568	33.316	113.1	41.744	1:50.628	266.7	54						

54		T. RAZGATLIOGLU (1)						YAMAHA									
lap	Sect-1	Speed	Sect-2	Speed	Sect-3	Speed	lap time	Top Speed	lap	Sect-1	Speed	Sect-2	Speed	Sect-3	Speed	lap time	Top Speed
1	Pit Out		34.724	110.4	44.437		1:56.124		39	34.397		32.566	118.6	Pit In		1:55.447	309.5
2	34.511		34.091	117.5	41.220		1:49.822	277.6	40	Pit Out		31.936	115.8	40.473		13:51.846	
3	33.555		32.032	118.0	40.418		1:46.005	307.7	41	32.377		30.702	115.5	40.059		1:43.138	310.3
4	33.537		31.909	119.5	40.450		1:45.896	306.8	42	32.199		30.574	122.9	39.590		1:42.363	311.2
5	33.253		31.707	120.8	40.592		1:45.552	306.8	43	33.053		31.116	117.3	Pit In		1:49.485	309.5
6	33.306		31.778	123.9	40.466		1:45.550	303.4	44	Pit Out		32.067	122.2	41.310		23:51.362	
7	33.158		31.945	113.8	44.800		1:49.903	305.9	45	32.612		30.807	121.8	39.649		1:43.068	308.6
8	33.236		31.468	120.9	40.282		1:44.986	307.7	46	32.568		32.167	118.6	39.935		1:44.670	310.3
9	34.011		32.465	118.6	Pit In		1:52.946	302.5	47	32.434		30.813	120.3	39.655		1:42.902	309.5
10	Pit Out		32.802	117.4	41.078		22:30.728		48	32.470		30.734	123.1	39.596		1:42.800	307.7
11	33.739		31.675	118.3	40.411		1:45.825	305.1	49	35.440		31.111	123.3	40.183		1:46.734	307.7
12	33.058		31.527	124.4	40.282		1:44.867	306.8	50	32.395		30.757	120.8	39.683		1:42.835	308.6
13	32.786		31.377	119.9	40.106		1:44.269	306.8	51	32.363		30.854	122.6	39.646		1:42.863	309.5
14	33.054		31.311	123.1	40.287		1:44.652	306.8	52	41.116		37.144	103.6	Pit In		2:07.591	290.3
15	33.047		31.656	118.9	Pit In		1:51.627	306.8	53	Pit Out		32.515	117.6	40.947		25:07.843	
16	Pit Out		32.384	118.4	40.673		33:01.031		54	32.597		31.031	120.5	39.843		1:43.471	311.2
17	32.751		31.841	115.8	40.813		1:45.405	310.3	55	32.704		31.046	116.5	39.911		1:43.661	<u>314.0</u>
18	32.496		30.987	118.9	39.883		1:43.366	309.5	56	32.570		31.002	117.8	39.831		1:43.403	313.0
19	32.441		37.502	119.7	40.557		1:50.500	310.3	57	32.558		31.031	118.7	39.861		1:43.450	310.3
20	32.646		30.859	118.3	39.821		1:43.326	312.1	58	32.659		30.924	119.6	39.929		1:43.512	308.6
21	33.579		31.298	117.0	40.168		1:45.045	307.7	59	32.789		35.230	115.4	Pit In		1:56.365	306.8
22	32.734		30.937	123.4	39.692		1:43.363	307.7	60	Pit Out		33.227	114.5	41.438		13:52.031	
23	34.157		34.997	112.1	Pit In		1:57.750	304.2	61	32.666		32.210	117.6	40.433		1:45.309	307.7
24	Pit Out		32.009	120.7	40.493		17:01.443		62	32.626		31.001	119.1	40.167		1:43.794	308.6
25	32.580		31.681	118.2	40.298		1:44.559	310.3	63	34.668		33.619	111.2	Pit In		1:56.684	305.9
26	36.568		36.445	95.4	Pit In		2:04.700	276.2	64	Pit Out		32.123	120.3	40.386		12:11.991	
27	Pit Out		31.889	118.8	40.465		18:32.554		65	32.359		30.465	126.3	39.340		1:42.164	309.5
28	32.680		30.973	124.0	39.742		1:43.395	309.5	66	<u>32.091</u>		30.657	125.6	39.433		1:42.181	311.2
29	32.496		30.896	122.0	39.837		1:43.229	309.5	67	32.435		30.599	121.2	39.639		1:42.673	306.8
30	34.883		32.836	112.6	Pit In		1:53.700	313.0	68	43.408		35.858	118.4	Pit In		2:05.546	311.2
31	Pit Out		31.565	118.8	40.440		52:28.663		69	Pit Out		31.850	123.6	42.206		38:45.164	
32	32.774		30.915	122.0	39.856		1:43.545	312.1	70	38.448		31.556	121.5	41.128		1:51.132	310.3
33	32.570		30.888	122.9	39.946		1:43.404	310.3	71	32.166		<u>30.383</u>	124.7	39.332		<u>1:41.881</u>	310.3
34	32.769		30.955	118.6	40.080		1:43.804	311.2	72	32.413		30.848	115.9	Pit In		1:48.001	309.5
35	32.621		31.289	120.9	40.034		1:43.944	311.2	73	Pit Out		31.755	116.0	40.356		5:07.936	
36	32.759		31.038	121.6	40.004		1:43.801	307.7	74	32.283		30.430	124.1	<u>39.273</u>		1:41.986	309.5
37	32.759		31.396	116.5	40.598		1:44.753	306.8	75	32.944		31.407	121.6	Pit In		1:47.977	305.1
38	32.896		31.785	117.4	40.344		1:45.025	312.1	76	Pit Out		31.572	126.6	39.945		7:27.806	

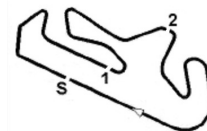

Autódromo Internacional do Algarve
Feel Racing Racing Portimão Test
25 - 27 January 2020
Laps and Sector Times - 26-01-2020
Autodromo Internacional Algarve - 4592 mtr.

54		T. RAZGATLIOGLU (2)						YAMAHA									
lap	Sect-1	Speed	Sect-2	Speed	Sect-3	Speed	lap time	Top Speed	lap	Sect-1	Speed	Sect-2	Speed	Sect-3	Speed	lap time	Top Speed
1	Pit Out		33.537	112.0	43.152		1:55.963		4	Pit Out		31.750	120.1	40.245		54: 40.878	
2	33.588		35.399	118.4	40.460		1:49.447	308.6	5	35.461		31.371	118.2	<u>39.918</u>		<u>1:46.750</u>	308.6
3	32.921		<u>31.200</u>	<u>123.0</u>	Pit In		1:52.675	<u>313.0</u>	6	<u>32.810</u>		31.308	122.0	Pit In		1:54.468	307.7

55		LOCA TELLI ANDREA (1)						YAMAHA									
lap	Sect-1	Speed	Sect-2	Speed	Sect-3	Speed	lap time	Top Speed	lap	Sect-1	Speed	Sect-2	Speed	Sect-3	Speed	lap time	Top Speed
1	Pit Out		40.887	92.2	47.577		2:07.934		31	34.053		31.631	121.2	41.124		1:46.808	272.7
2	38.453		34.927	109.9	43.783		1:57.163	222.7	32	34.262		31.767	120.0	40.753		1:46.782	271.4
3	36.758		37.834	110.5	43.300		1:57.892	246.0	33	34.114		31.593	121.5	40.796		1:46.503	272.0
4	36.397		34.265	111.2	43.190		1:53.852	259.6	34	34.054		31.431	<u>125.9</u>	40.918		1:46.403	272.7
5	36.726		33.881	115.3	43.016		1:53.623	261.5	35	34.045		32.052	121.6	40.706		1:46.803	269.3
6	36.064		33.389	117.6	42.229		1:51.682	267.3	36	34.130		31.436	123.7	40.944		1:46.510	272.7
7	35.523		33.302	118.6	42.048		1:50.873	265.4	37	41.599		32.994	115.4	Pit In		2:04.434	206.5
8	35.619		33.409	115.3	42.041		1:51.069	270.0	38	Pit Out		33.577	110.1	Pit In		49: 18.583	
9	35.731		32.749	117.1	41.997		1:50.477	252.3	39	Pit Out		33.019	112.7	45.957		5:05.491	
10	35.516		32.695	118.3	41.861		1:50.072	270.7	40	34.340		31.696	120.4	41.147		1:47.183	268.0
11	35.624		32.762	120.8	41.973		1:50.359	262.1	41	34.194		31.756	123.7	41.092		1:47.042	272.0
12	36.716		32.616	113.0	41.609		1:50.941	268.0	42	34.029		31.503	121.1	41.014		1:46.546	272.0
13	35.083		32.322	121.1	41.704		1:49.109	265.4	43	34.118		31.627	121.2	41.080		1:46.825	272.0
14	35.356		32.635	117.9	41.597		1:49.588	268.7	44	34.015		31.535	123.0	40.695		1:46.245	272.0
15	35.810		32.385	120.1	41.996		1:50.191	268.0	45	34.150		31.473	121.9	40.597		1:46.220	271.4
16	35.658		32.833	115.4	Pit In		1:59.342	264.7	46	37.938		39.066	113.6	Pit In		2:06.745	272.7
17	Pit Out		33.237	111.2	45.888		30:56.896		47	Pit Out		32.035	116.8	41.252		52:23.490	
18	34.953		32.347	118.6	41.571		1:48.871	262.8	48	33.900		31.300	115.5	40.627		1:45.827	274.1
19	35.070		32.231	118.0	41.836		1:49.137	266.7	49	33.973		31.609	118.6	40.878		1:46.460	274.1
20	35.102		32.240	119.5	41.534		1:48.876	269.3	50	<u>33.664</u>		31.406	120.0	40.570		1:45.640	274.1
21	34.789		32.040	122.4	41.547		1:48.376	269.3	51	33.798		32.257	118.3	41.037		1:47.092	273.4
22	34.814		31.963	121.6	41.550		1:48.327	269.3	52	33.701		31.468	122.6	40.578		1:45.747	<u>276.9</u>
23	34.702		32.101	116.9	41.340		1:48.143	269.3	53	37.397		36.343	96.4	Pit In		2:04.094	272.0
24	34.756		31.886	119.1	41.307		1:47.949	269.3	54	Pit Out		32.554	118.0	40.847		11:50.385	
25	34.766		31.869	118.2	41.196		1:47.831	270.0	55	33.910		31.314	125.1	<u>40.396</u>		1:45.620	272.7
26	34.397		31.886	118.4	41.274		1:47.557	272.0	56	33.743		31.340	125.7	40.471		<u>1:45.554</u>	272.7
27	34.431		31.916	111.7	41.263		1:47.610	270.0	57	33.691		<u>31.297</u>	121.8	40.576		1:45.564	274.1
28	42.279		33.171	115.3	Pit In		2:07.160	260.9	58	39.436		32.341	119.2	Pit In		2:00.389	271.4
29	Pit Out		34.509	116.9	40.966		53:34.177		59	Pit Out		34.861	113.3	Pit In		8:58.568	
30	34.206		31.577	119.3	40.698		1:46.481	272.7	60	Pit Out		34.591	112.1	Pit In		2:41.805	

60		VAN der MARK (2)						YAMAHA									
lap	Sect-1	Speed	Sect-2	Speed	Sect-3	Speed	lap time	Top Speed	lap	Sect-1	Speed	Sect-2	Speed	Sect-3	Speed	lap time	Top Speed
1	Pit Out		32.980	111.9	41.361		1:50.274		18	Pit Out		31.066	118.2	39.578		12:02.281	
2	34.262		32.446	112.7	41.339		1:48.047	295.1	19	32.467		30.630	121.3	<u>39.343</u>		1:42.440	305.9
3	33.453		31.868	116.9	40.479		1:45.800	300.8	20	32.190		30.506	121.6	39.472		1:42.168	<u>310.3</u>
4	36.758		32.049	117.8	Pit In		1:54.922	297.5	21	32.346		35.156	114.4	Pit In		1:54.584	305.9
5	Pit Out		31.166	114.8	39.697		09:17.342		22	Pit Out		32.894	114.9	39.845		8:01.017	
6	32.561		30.930	118.9	39.516		1:43.007	305.1	23	32.355		<u>30.328</u>	119.1	39.374		<u>1:42.057</u>	303.4
7	32.511		30.835	116.5	39.418		1:42.764	<u>310.3</u>	24	32.160		30.489	121.1	39.616		1:42.265	305.1
8	32.271		30.896	115.6	39.578		1:42.745	309.5	25	34.796		30.888	115.9	Pit In		1:51.194	303.4
9	32.425		30.769	118.8	39.558		1:42.752	305.9	26	Pit Out		33.299	115.9	46.346		4:16.749	
10	32.291		30.562	116.9	39.395		1:42.248	305.9	27	32.241		30.489	118.3	39.365		1:42.095	304.2
11	32.441		31.276	115.5	Pit In		1:47.108	305.9	28	<u>31.986</u>		30.450	<u>121.8</u>	39.727		1:42.163	308.6
12	Pit Out		35.397	114.6	39.711		34:17.557		29	35.433		32.675	119.7	Pit In		1:55.033	305.1
13	32.497		30.891	116.5	39.562		1:42.950	303.4	30	Pit Out		31.124	118.0	39.803		10:07.531	
14	32.458		30.863	120.4	39.518		1:42.839	302.5	31	32.341		30.651	121.2	39.527		1:42.519	306.8
15	32.511		31.011	116.8	39.573		1:43.095	305.9	32	32.359		30.655	117.6	39.454		1:42.468	305.9
16	32.316		30.839	120.3	39.587		1:42.742	305.9	33	32.393		30.562	119.1	Pit In		1:49.763	305.9
17	35.210		34.061	99.6	Pit In		1:55.035	288.0	34	Pit Out		31.085	114.8	39.841		5:41.022	

60		VAN der MARK (1)						YAMAHA									
lap	Sect-1	Speed	Sect-2	Speed	Sect-3	Speed	lap time	Top Speed	lap	Sect-1	Speed	Sect-2	Speed	Sect-3	Speed	lap time	Top Speed
1	Pit Out		34.043	107.5	42.199		1:51.096		25	34.873		31.880	113.1	Pit In		1:51.989	309.5
2	34.863		33.313	115.9	41.426		1:49.602	283.5	26	Pit Out		32.027	110.9	40.527		45:31.770	
3	34.243		32.982	116.0	Pit In		1:54.765	299.2	27	33.315		32.164	108.1	40.636		1:46.115	295.9
4	Pit Out		31.830	117.3	40.575		39:36.590		28	32.791		32.032	113.0	40.380		1:45.203	306.8


Autódromo Internacional do Algarve
Feel Racing Racing Portimão Test

25 - 27 January 2020

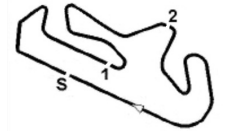
Laps and Sector Times - 26-01-2020

Autodromo Internacional Algarve - 4592 mtr.

5	33.484	31.594	116.9	40.419	1:45.497	295.9	29	34.580	33.296	115.5	39.828	1:47.704	292.7
6	33.140	31.544	115.8	40.331	1:45.015	307.7	30	32.788	31.143	113.4	39.834	1:43.765	300.0
7	32.867	31.565	116.1	40.425	1:44.857	308.6	31	32.848	31.104	116.8	39.849	1:43.801	305.9
8	32.524	31.413	118.4	40.162	1:44.099	305.9	32	32.878	31.323	117.4	40.565	1:44.766	304.2
9	34.007	31.164	<u>120.0</u>	Pit In	1:51.746	295.1	33	32.886	31.906	115.9	Pit In	1:50.615	<u>312.1</u>
10	Pit Out	34.473	112.1	40.441	29:20.369		34	Pit Out	31.251	112.5	40.018	25:51.529	
11	32.930	31.704	109.5	40.495	1:45.129	294.3	35	32.542	<u>30.673</u>	116.4	<u>39.390</u>	<u>1:42.605</u>	307.7
12	32.857	32.029	112.0	40.481	1:45.367	291.9	36	32.659	31.027	117.0	39.740	1:43.426	298.3
13	32.870	31.477	111.1	40.470	1:44.817	305.9	37	32.435	30.883	114.6	39.665	1:42.983	305.1
14	32.938	31.438	114.4	40.322	1:44.698	305.9	38	32.312	30.856	113.6	39.590	1:42.758	309.5
15	34.688	32.113	107.5	Pit In	1:56.601	303.4	39	<u>32.159</u>	30.890	114.9	39.697	1:42.746	308.6
16	Pit Out	31.337	115.1	40.089	5:34.385		40	32.593	30.823	116.5	39.592	1:43.008	308.6
17	32.666	30.981	117.4	40.346	1:43.993	305.9	41	32.361	30.986	116.0	39.835	1:43.182	307.7
18	32.539	31.067	113.3	Pit In	1:50.363	306.8	42	32.395	30.785	116.8	39.725	1:42.905	308.6
19	Pit Out	34.988	114.0	40.636	21:17.795		43	33.997	31.011	118.2	40.056	1:45.064	309.5
20	33.110	34.144	114.9	43.313	1:50.567	303.4	44	32.716	30.883	115.1	39.826	1:43.425	306.8
21	33.072	30.987	115.4	39.945	1:44.004	300.8	45	32.596	31.079	115.5	40.915	1:44.590	302.5
22	32.347	38.669	112.3	40.496	1:51.512	305.1	46	32.546	30.829	117.3	39.831	1:43.206	297.5
23	32.823	31.086	116.0	39.838	1:43.747	301.7	47	32.362	32.244	118.3	Pit In	1:49.285	300.8
24	32.446	30.956	118.4	39.724	1:43.126	305.9	48						

61		CAN ONCU							KAWASAKI								
lap	Sect-1	Speed	Sect-2	Speed	Sect-3	Speed	lap time	Top Speed	lap	Sect-1	Speed	Sect-2	Speed	Sect-3	Speed	lap time	Top Speed
1	Pit Out		39.381	95.7	47.378		2:06.454		39	39.738		32.256	113.6	42.238		1:54.232	266.7
2		38.565	35.711	113.3	44.950		1:59.226	251.7	40	34.884		32.089	120.4	42.077		1:49.050	270.7
3		37.534	36.068	111.5	44.936		1:58.538	262.1	41	35.010		33.053	119.2	Pit In		1:57.448	270.7
4		37.854	36.543	109.1	44.679		1:59.076	264.1	42	Pit Out		33.673	111.6	43.023		17:18.963	
5		37.208	34.655	120.1	44.196		1:56.059	261.5	43	35.886		33.148	116.9	42.332		1:51.366	270.0
6		37.057	34.736	112.0	43.565		1:55.358	260.2	44	35.327		32.459	121.5	42.449		1:50.235	267.3
7		36.812	34.502	112.6	43.688		1:55.002	265.4	45	35.343		32.555	117.9	42.540		1:50.438	271.4
8		36.656	34.194	118.0	43.369		1:54.219	268.0	46	35.146		32.442	116.5	42.269		1:49.857	271.4
9		36.957	34.137	121.6	43.685		1:54.779	267.3	47	34.944		32.163	117.5	41.997		1:49.104	272.0
10		36.679	33.923	114.8	43.190		1:53.792	266.7	48	34.999		32.234	122.0	42.182		1:49.415	273.4
11		36.404	34.104	114.3	Pit In		2:00.848	264.1	49	40.704		33.413	113.9	Pit In		2:03.781	270.7
12	Pit Out		34.711	114.3	43.567		10:51.319		50	Pit Out		33.015	112.6	42.335		13:01.987	
13		36.330	34.225	112.3	43.136		1:53.691	264.7	51	34.896		32.104	116.4	41.721		1:48.721	264.7
14		36.295	33.919	117.1	43.307		1:53.521	263.4	52	34.829		31.936	119.6	41.373		1:48.138	267.3
15		36.124	33.811	117.5	42.913		1:52.848	264.7	53	34.371		32.299	116.4	41.613		1:48.283	268.7
16		36.079	33.607	115.9	42.851		1:52.537	265.4	54	34.887		31.974	118.0	41.704		1:48.565	272.0
17		35.661	33.098	120.8	42.643		1:51.402	266.7	55	40.351		37.854	102.5	Pit In		2:10.902	268.7
18		35.670	32.965	123.6	43.494		1:52.129	269.3	56	Pit Out		32.797	112.1	42.108		15:40.232	
19		38.908	35.451	119.2	Pit In		2:08.210	264.7	57	35.049		32.218	116.0	41.566		1:48.833	269.3
20	Pit Out		33.843	119.3	42.813		12:47.141		58	<u>34.370</u>		32.140	113.4	41.875		1:48.385	270.7
21		36.146	33.225	119.5	42.622		1:51.993	265.4	59	34.980		32.056	118.9	41.750		1:48.786	268.0
22		35.581	36.279	117.9	42.507		1:54.367	266.0	60	35.055		32.178	115.6	41.893		1:49.126	270.7
23		35.774	32.931	116.4	42.632		1:51.337	271.4	61	36.074		32.528	113.3	Pit In		1:56.037	270.0
24		35.634	33.076	118.6	42.423		1:51.133	264.1	62	Pit Out		32.404	116.6	41.572		18:08.441	
25		37.929	33.120	116.6	Pit In		2:00.197	268.0	63	34.481		31.829	119.6	41.485		1:47.795	266.7
26	Pit Out		33.151	119.9	42.082		11:37.602		64	34.568		<u>31.660</u>	119.5	<u>41.191</u>		<u>1:47.419</u>	270.7
27		35.553	32.642	119.3	41.802		1:49.997	266.7	65	34.771		32.611	117.3	41.780		1:49.162	<u>274.8</u>
28		35.362	32.371	122.9	42.067		1:49.800	269.3	66	34.587		31.965	119.6	41.451		1:48.003	270.0
29		35.070	32.422	120.7	41.914		1:49.406	269.3	67	37.877		32.294	119.9	Pit In		1:57.680	270.0
30		34.831	37.975	119.1	42.130		1:54.936	265.4	68	Pit Out		32.705	113.9	42.229		22:19.873	
31		35.121	32.231	125.4	42.227		1:49.579	268.0	69	34.923		32.134	116.3	42.023		1:49.080	268.0
32		34.786	32.482	123.7	42.277		1:49.545	268.7	70	34.934		32.239	115.4	41.919		1:49.092	274.1
33		37.456	32.757	118.2	Pit In		2:00.650	266.7	71	34.663		37.844	116.8	41.992		1:54.499	272.0
34	Pit Out		33.622	119.5	43.877		17:29.313		72	34.877		32.104	119.2	42.080		1:49.061	272.7
35		35.244	32.436	118.8	42.166		1:49.846	266.7	73	34.832		32.183	116.9	42.084		1:49.099	272.7
36		35.255	32.193	121.6	42.626		1:50.074	266.0	74	38.677		34.700	<u>126.8</u>	Pit In		2:12.006	270.7
37		35.276	32.387	120.3	42.231		1:49.894	269.3	75	Pit Out		32.828	117.4	Pit In		10:41.296	
38		35.410	32.515	121.2	42.228		1:50.153	268.7	76	Pit Out		32.658	122.2	Pit In		2:35.886	

64		FEDERICO CARI CASULO							YAMAHA								
lap	Sect-1	Speed	Sect-2	Speed	Sect-3	Speed	lap time	Top Speed	lap	Sect-1	Speed	Sect-2	Speed	Sect-3	Speed	lap time	Top Speed
1	Pit Out		36.290	106.7	44.059		2:04.581		40	33.290		31.919	117.5	40.606		1:45.815	291.9
2		36.217	34.430	113.3	42.744		1:53.391	250.0	41	33.071		31.747	120.4	40.766		1:45.584	294.3


Autódromo Internacional do Algarve
Feel Racing Racing Portimão Test
Laps and Sector Times - 26-01-2020

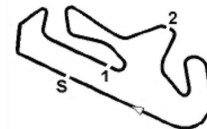
25 - 27 January 2020

Autodromo Internacional Algarve - 4592 mtr.

3	35.172	34.018	112.4	42.488	1:51.678	268.7	42	33.145	34.088	105.9	Pit In	2:05.822	292.7
4	34.791	33.392	114.9	42.538	1:50.721	273.4	43	Pit Out	32.410	114.9	41.148	13:15.686	
5	34.261	33.071	116.1	41.269	1:48.601	283.5	44	33.163	31.505	117.0	40.569	1:45.237	294.3
6	34.607	32.715	116.1	41.494	1:48.816	287.2	45	34.020	31.708	116.4	40.613	1:46.341	260.9
7	33.921	32.450	119.5	41.056	1:47.427	288.8	46	32.860	31.761	119.6	40.624	1:45.245	<u>305.9</u>
8	34.267	33.191	115.6	41.874	1:49.332	282.0	47	33.169	31.626	119.7	Pit In	1:59.046	297.5
9	33.848	33.441	116.8	Pit In	1:56.059	294.3	48	Pit Out	32.731	115.3	41.615	18:21.926	
10	Pit Out	35.438	115.5	41.672	21:28.350		49	33.354	31.730	119.9	40.706	1:45.790	300.8
11	34.053	32.714	115.0	41.224	1:47.991	288.0	50	33.176	31.735	121.3	41.118	1:46.029	295.1
12	33.907	32.441	117.6	41.075	1:47.423	288.8	51	32.909	31.385	119.1	40.613	1:44.907	297.5
13	34.264	31.979	118.0	40.933	1:47.176	288.0	52	33.123	31.686	122.7	40.685	1:45.494	292.7
14	33.732	32.060	119.5	40.720	1:46.512	288.0	53	33.078	31.943	117.9	40.794	1:45.815	297.5
15	33.607	31.949	116.5	41.098	1:46.654	288.8	54	36.902	32.682	119.7	41.369	1:50.953	305.1
16	33.555	35.119	115.0	41.636	1:50.310	285.0	55	33.327	32.241	119.2	Pit In	1:54.911	295.1
17	33.403	31.916	118.9	40.661	1:45.980	295.1	56	Pit Out	31.986	119.3	40.403	14:47.604	
18	35.627	32.999	118.4	Pit In	1:58.482	255.9	57	32.935	31.430	122.6	40.133	1:44.498	289.5
19	Pit Out	33.321	114.5	41.745	22:23.862		58	32.826	31.376	118.0	40.169	1:44.371	305.1
20	33.929	32.655	115.8	41.083	1:47.667	292.7	59	32.901	31.377	120.1	40.156	1:44.434	304.2
21	33.661	32.230	114.5	41.338	1:47.229	284.2	60	32.733	31.279	<u>123.1</u>	40.205	1:44.217	298.3
22	33.428	31.912	118.3	40.651	1:45.991	295.1	61	32.904	31.344	118.3	40.096	1:44.344	295.1
23	33.123	32.726	120.0	40.834	1:46.683	293.5	62	32.854	31.194	119.2	40.147	1:44.195	292.7
24	33.235	31.773	112.4	40.596	1:45.604	299.2	63	45.129	32.377	115.6	41.507	1:59.013	290.3
25	34.958	33.398	115.0	41.477	1:49.833	300.8	64	32.836	31.263	119.6	40.185	1:44.284	291.9
26	33.104	31.834	120.3	41.113	1:46.051	296.7	65	33.682	41.409	116.9	Pit In	2:05.303	295.9
27	33.127	31.842	122.7	40.551	1:45.520	305.1	66	Pit Out	32.531	118.2	40.867	24:40.661	
28	35.808	39.031	98.3	Pit In	2:15.864	282.7	67	33.041	39.055	123.0	40.296	1:52.392	290.3
29	Pit Out	33.339	121.5	40.840	21:25.100		68	32.722	38.046	113.4	40.679	1:51.447	292.7
30	33.348	31.751	119.2	46.240	1:51.339	299.2	69	33.085	31.428	120.5	40.493	1:45.006	297.5
31	33.123	31.447	121.5	40.147	1:44.717	300.8	70	32.870	31.563	117.8	40.524	1:44.957	303.4
32	32.864	31.743	120.9	40.173	1:44.780	298.3	71	33.174	31.675	119.3	Pit In	1:55.150	290.3
33	32.955	31.823	122.6	40.072	1:44.850	295.1	72	Pit Out	32.232	114.6	44.099	21:34.319	
34	32.993	32.249	121.6	40.354	1:45.596	295.9	73	<u>32.634</u>	31.351	121.1	39.734	1:43.719	295.1
35	32.874	31.447	119.9	40.079	1:44.400	<u>305.9</u>	74	32.795	31.186	121.6	39.783	1:43.764	284.2
36	33.001	31.555	119.5	40.233	1:44.789	291.9	75	32.951	<u>31.026</u>	117.9	<u>39.556</u>	<u>1:43.533</u>	284.2
37	38.529	33.635	119.5	Pit In	2:03.414	288.8	76	33.300	31.334	120.8	Pit In	1:53.370	295.1
38	Pit Out	33.118	113.0	41.826	06:38.484		77	Pit Out	33.694	116.4	Pit In	3:53.271	
39	33.765	32.182	117.5	40.815	1:46.762	288.8	78						

66 TOM SYKES (1)								BMW									
lap	Sect-1	Speed	Sect-2	Speed	Sect-3	Speed	lap time	Top Speed	lap	Sect-1	Speed	Sect-2	Speed	Sect-3	Speed	lap time	Top Speed
1	Pit Out		35.450	115.1	42.161		1:58.069		5	32.977		<u>31.015</u>	119.7	40.666		1:44.658	302.5
2	34.408		32.287	115.5	40.721		1:47.416	291.1	6	32.900		31.798	115.9	41.315		1:46.013	<u>307.7</u>
3	32.927		31.204	116.9	40.244		1:44.375	292.7	7	32.843		31.050	<u>124.7</u>	<u>40.174</u>		<u>1:44.067</u>	306.8
4	<u>32.761</u>		32.550	116.8	41.210		1:46.521	305.1	8	35.002		33.430	111.5	Pit In		1:56.025	294.3

66 TOM SYKES (2)								BMW									
lap	Sect-1	Speed	Sect-2	Speed	Sect-3	Speed	lap time	Top Speed	lap	Sect-1	Speed	Sect-2	Speed	Sect-3	Speed	lap time	Top Speed
1	Pit Out		35.812	102.3	44.602		2:06.223		36	Pit Out		34.835	111.5	40.540		13:44.615	
2	35.540		33.678	117.5	41.992		1:51.210	259.0	37	32.598		30.754	125.1	39.675		1:43.027	305.9
3	34.110		32.290	120.1	41.787		1:48.187	290.3	38	32.385		30.690	125.6	39.715		1:42.790	305.9
4	33.747		31.966	124.7	40.731		1:46.444	288.0	39	34.720		32.047	119.7	40.955		1:47.722	294.3
5	36.511		33.087	120.4	42.715		1:52.313	289.5	40	32.581		33.133	113.1	Pit In		1:55.270	304.2
6	33.649		33.734	115.3	46.260		1:53.643	295.1	41	Pit Out		31.820	115.3	40.565		1:11.052	
7	33.973		32.241	123.1	41.229		1:47.443	302.5	42	32.445		30.840	124.0	39.806		1:43.091	303.4
8	33.361		32.166	122.0	40.803		1:46.330	300.8	43	34.851		32.652	116.1	Pit In		1:53.221	294.3
9	35.417		35.108	114.6	Pit In		2:02.526	285.7	44	Pit Out		32.122	118.0	40.782		18:05.876	
10	Pit Out		36.828	115.1	42.126		20:17.108		45	35.717		32.652	122.2	40.519		1:48.888	308.6
11	33.514		31.434	123.6	40.538		1:45.486	299.2	46	32.684		30.853	125.0	40.206		1:43.743	<u>309.5</u>
12	33.265		31.310	121.5	40.571		1:45.146	300.8	47	32.509		<u>30.684</u>	123.3	40.026		1:43.219	305.9
13	33.787		33.551	116.4	41.449		1:48.787	295.1	48	34.943		32.357	112.6	Pit In		2:00.784	305.9
14	33.007		31.570	123.0	40.290		1:44.867	300.8	49	Pit Out		31.988	118.0	40.034		17:02.486	
15	35.136		32.974	117.0	Pit In		1:57.105	291.1	50	<u>32.320</u>		30.833	121.8	39.610		1:42.763	305.1
16	Pit Out		33.006	108.0	41.567		19:23.556		51	32.373		30.823	123.0	<u>39.544</u>		<u>1:42.740</u>	306.8
17	33.037		31.425	118.4	42.874		1:47.336	306.8	52	34.109		32.416	116.6	Pit In		1:55.972	295.9
18	33.081		31.346	115.4	40.172		1:44.599	300.8	53	Pit Out		32.107	123.0	40.705		16:18.116	
19	35.378		32.956	116.9	Pit In		1:57.721	296.7	54	32.584		31.463	113.4	48.349		1:52.396	308.6


Autódromo Internacional do Algarve
Feel Racing Racing Portimão Test

25 - 27 January 2020

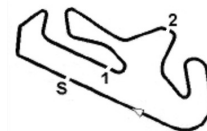
Laps and Sector Times - 26-01-2020

Autodromo Internacional Algarve - 4592 mtr.

20	Pit Out	35.760	110.7	41.451	11:24.216	55	32.463	32.455	117.6	42.694	1:47.612	304.2	
21	32.505	31.051	118.7	39.676	1:43.232	300.0	56	32.560	30.979	121.5	39.913	1:43.452	305.1
22	32.773	31.511	119.6	44.551	1:48.835	297.5	57	34.970	33.119	116.9	Pit In	1:57.663	283.5
23	32.703	35.849	114.3	45.970	1:54.522	299.2	58	Pit Out	32.675	108.4	41.791	16:44.580	
24	32.708	31.024	118.8	39.901	1:43.633	300.0	59	34.141	32.847	104.1	44.681	1:51.669	276.2
25	32.729	31.511	114.8	Pit In	1:56.069	300.8	60	32.583	30.803	126.2	39.740	1:43.126	307.7
26	Pit Out	35.519	107.4	Pit In	03:57.204		61	32.412	30.716	122.7	39.829	1:42.957	306.8
27	Pit Out	33.927	111.9	42.287	22:14.312		62	34.804	32.249	116.6	Pit In	1:55.018	297.5
28	33.606	31.555	118.4	43.310	1:48.471	300.8	63	Pit Out	33.039	107.0	42.557	22:24.343	
29	32.603	31.081	120.3	39.953	1:43.637	303.4	64	33.591	32.156	116.3	41.502	1:47.249	307.7
30	32.511	31.060	120.5	39.970	1:43.541	301.7	65	32.506	30.842	123.6	39.805	1:43.153	306.8
31	34.589	33.028	111.8	Pit In	1:55.534	291.1	66	32.457	30.890	125.1	39.899	1:43.246	305.9
32	Pit Out	32.231	111.8	41.718	14:40.854		67	35.128	34.551	119.7	Pit In	1:56.505	291.9
33	32.937	31.413	118.6	40.785	1:45.135	308.6	68	Pit Out	31.813	119.9	40.278	8:59.096	
34	32.861	31.035	121.8	40.384	1:44.280	302.5	69	2:02.339	38.414	101.4	Pit In	3:31.944	307.7
35	36.549	43.502	100.6	Pit In	2:16.657	291.1	70						

74		VAN SIKKELERUS						YAMAHA									
lap	Sect-1	Speed	Sect-2	Speed	Sect-3	Speed	lap time	Top Speed	lap	Sect-1	Speed	Sect-2	Speed	Sect-3	Speed	lap time	Top Speed
1	Pit Out		37.300	105.1	48.062		2:03.647		37	Pit Out		33.967	111.3	42.930		52:01.434	
2	37.493		35.046	111.2	44.225		1:56.764	250.6	38	34.679		32.365	113.2	41.935		1:48.979	261.5
3	36.541		41.318	106.2	44.410		2:02.269	256.5	39	34.655		32.274	114.3	41.842		1:48.771	263.4
4	36.505		34.433	110.3	43.477		1:54.415	262.8	40	34.523		32.020	116.1	41.690		1:48.233	265.4
5	36.500		34.052	112.1	43.415		1:53.967	260.9	41	34.480		31.982	114.8	41.550		1:48.012	264.1
6	37.848		35.675	102.6	Pit In		2:07.156	252.9	42	34.284		32.004	116.5	41.469		1:47.757	264.7
7	Pit Out		35.521	104.2	44.305		15:21.462		43	2:15.996		39.288	99.0	Pit In		3:49.142	264.1
8	36.078		33.558	109.5	42.982		1:52.618	262.1	44	Pit Out		33.883	108.2	44.330		13:10.425	
9	35.788		33.536	115.4	42.587		1:51.911	262.1	45	35.345		32.631	115.0	42.204		1:50.180	264.1
10	35.325		39.450	113.0	47.434		2:02.209	264.1	46	35.023		32.560	114.9	41.946		1:49.529	267.3
11	35.403		33.135	114.3	42.371		1:50.909	262.8	47	35.008		32.491	110.8	41.997		1:49.496	263.4
12	38.398		34.161	109.3	Pit In		2:03.633	261.5	48	35.235		33.069	109.4	Pit In		1:57.593	262.8
13	Pit Out		34.048	108.8	47.503		17:24.370		49	Pit Out		32.608	115.0	41.606		15:07.037	
14	35.758		33.031	115.8	42.697		1:51.486	260.9	50	34.669		31.925	116.5	41.397		1:47.991	264.1
15	35.882		32.904	114.0	42.086		1:50.872	258.4	51	34.578		32.015	115.3	41.429		1:48.022	264.1
16	37.199		33.582	114.5	43.580		1:54.361	262.1	52	34.491		31.963	116.1	41.457		1:47.911	264.1
17	35.228		32.961	118.3	42.168		1:50.357	262.1	53	34.506		31.960	117.4	41.522		1:47.988	263.4
18	35.368		32.661	111.5	42.147		1:50.176	262.8	54	39.846		39.735	103.3	50.114		2:09.695	262.1
19	35.387		32.519	116.1	41.892		1:49.798	262.8	55	34.522		31.975	115.9	41.398		1:47.895	264.7
20	37.306		33.786	113.6	Pit In		2:02.187	262.8	56	34.682		31.856	119.3	41.398		1:47.936	264.7
21	Pit Out		33.757	119.1	49.416		18:58.292		57	35.532		32.865	115.4	48.315		1:56.712	266.0
22	35.089		32.733	113.4	42.145		1:49.967	260.9	58	34.634		32.015	117.5	41.287		1:47.936	268.7
23	34.953		32.711	113.7	42.123		1:49.787	268.0	59	34.520		32.342	111.7	Pit In		1:54.670	267.3
24	35.009		32.760	111.2	41.962		1:49.731	264.7	60	Pit Out		33.059	115.8	Pit In		21:42.036	
25	38.791		39.067	108.7	Pit In		2:07.513	262.8	61	Pit Out		32.540	113.7	41.740		2:53.634	
26	Pit Out		33.373	113.3	42.605		57:17.606		62	34.378		31.972	115.6	41.202		1:47.552	264.1
27	35.096		32.255	117.6	41.690		1:49.041	262.8	63	34.336		32.156	113.7	41.357		1:47.849	263.4
28	34.883		32.186	112.4	41.840		1:48.909	268.0	64	34.501		31.825	116.3	41.355		1:47.681	261.5
29	38.251		32.824	112.0	42.724		1:53.799	264.7	65	34.589		32.307	112.1	41.589		1:48.485	260.2
30	34.801		32.075	112.4	41.686		1:48.562	260.9	66	37.384		33.608	107.8	45.500		1:56.492	261.5
31	34.846		32.123	115.4	41.439		1:48.408	264.1	67	36.176		33.984	114.3	41.958		1:52.118	264.7
32	34.677		32.045	115.9	41.584		1:48.306	263.4	68	34.494		31.847	113.6	41.395		1:47.736	260.9
33	34.456		32.042	116.3	41.779		1:48.277	262.8	69	34.448		32.075	112.1	41.420		1:47.943	262.1
34	34.984		32.148	115.8	41.703		1:48.835	263.4	70	34.265		32.062	114.3	41.245		1:47.572	262.8
35	34.656		32.087	113.7	41.725		1:48.468	263.4	71	34.252		31.742	117.0	41.174		1:47.168	261.5
36	57.620		34.125	107.0	Pit In		2:23.479	265.4	72	34.666		39.856	106.5	Pit In		2:03.498	260.9

76		LORI S BAZ (2)						YAMAHA									
lap	Sect-1	Speed	Sect-2	Speed	Sect-3	Speed	lap time	Top Speed	lap	Sect-1	Speed	Sect-2	Speed	Sect-3	Speed	lap time	Top Speed
1	Pit Out		31.471	123.6	39.837		1:48.814		24	35.490		30.809	123.3	Pit In		1:52.016	295.1
2	32.594		30.807	119.1	39.644		1:43.045	304.2	25	Pit Out		32.023	118.7	40.410		10:25.338	
3	34.460		32.150	118.3	40.260		1:46.870	305.9	26	32.397		30.429	124.3	39.447		1:42.273	305.1
4	32.603		30.754	122.9	39.663		1:43.020	306.8	27	32.209		34.635	116.1	40.180		1:47.024	309.5
5	32.528		33.175	116.6	41.322		1:47.025	305.9	28	32.197		30.450	123.0	39.669		1:42.316	306.8
6	32.635		33.619	114.6	Pit In		1:54.538	305.9	29	40.823		33.057	124.4	Pit In		2:00.190	305.9
7	Pit Out		30.770	123.3	39.534		00:22.280		30	Pit Out		32.450	122.7	40.242		6:47.756	
8	32.563		30.403	120.4	39.402		1:42.368	305.9	31	32.148		30.331	127.4	39.273		1:41.752	303.4


Autódromo Internacional do Algarve
Feel Racing Racing Portimão Test

25 - 27 January 2020

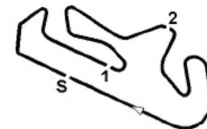
Laps and Sector Times - 26-01-2020

Autodromo Internacional Algarve - 4592 mtr.

9	32.704	30.814	121.2	39.998	1:43.516	296.7	32	35.753	33.091	117.0	Pit In	1:55.210	299.2
10	32.710	30.957	122.3	39.742	1:43.409	300.0	33	Pit Out	33.856	121.3	40.690	12:35.026	
11	32.372	30.472	122.6	39.560	1:42.404	305.1	34	32.346	30.445	124.4	39.544	1:42.335	304.2
12	32.378	30.588	121.9	39.701	1:42.667	305.1	35	36.913	32.281	119.7	Pit In	1:55.922	304.2
13	32.298	30.518	123.9	39.569	1:42.385	308.6	36	Pit Out	31.630	118.9	40.977	24:24.577	
14	32.507	30.926	122.3	Pit In	1:47.612	305.1	37	32.808	30.947	122.7	39.906	1:43.661	302.5
15	Pit Out	32.003	123.0	40.904	22:25.878		38	32.636	31.015	124.9	40.104	1:43.755	305.1
16	32.775	30.847	125.7	41.783	1:45.405	304.2	39	32.886	30.806	123.1	39.964	1:43.656	303.4
17	32.556	30.722	123.4	39.829	1:43.107	305.1	40	32.709	30.807	123.4	40.032	1:43.548	304.2
18	32.403	30.761	123.4	40.017	1:43.181	306.8	41	32.784	30.945	123.0	39.886	1:43.615	305.1
19	34.716	33.043	117.1	Pit In	1:57.569	299.2	42	32.595	30.756	122.4	39.830	1:43.181	301.7
20	Pit Out	31.932	121.6	40.870	11:53.909		43	32.557	30.613	124.7	39.787	1:42.957	288.8
21	35.923	34.573	120.3	40.526	1:51.022	305.1	44	34.399	32.691	118.8	Pit In	1:55.130	290.3
22	32.644	32.728	123.7	40.788	1:46.160	305.1	45	Pit Out	32.078	122.7	40.669	13:54.702	
23	32.710	30.811	123.1	40.058	1:43.579	306.8	46	32.865	32.013	114.9	Pit In	1:55.980	302.5

76 LORIS BAZ (1)								YAMAHA									
lap	Sect-1	Speed	Sect-2	Speed	Sect-3	Speed	lap time	Top Speed	lap	Sect-1	Speed	Sect-2	Speed	Sect-3	Speed	lap time	Top Speed
1	Pit Out		34.921	114.4	43.035		1:56.262		21	32.825	30.899	123.7	39.852		1:43.576	301.7	
2	34.907		32.963	121.3	41.280		1:49.150	276.9	22	34.869	32.445	119.2	40.446		1:47.760	304.2	
3	34.018		32.447	118.3	40.818		1:47.283	291.1	23	34.279	32.205	118.6	Pit In		1:52.435	303.4	
4	33.949		32.160	120.1	40.641		1:46.750	295.9	24	Pit Out	32.052	117.3	40.541		24:56.852		
5	33.799		32.049	124.3	41.167		1:47.015	299.2	25	33.001	31.019	122.4	40.125		1:44.145	297.5	
6	33.906		32.121	123.1	40.583		1:46.610	298.3	26	32.749	31.019	119.1	40.250		1:44.018	304.2	
7	33.551		31.980	119.1	40.654		1:46.185	300.0	27	32.791	31.058	122.0	40.321		1:44.170	301.7	
8	35.902		34.152	110.7	Pit In		1:57.358	300.0	28	32.581	31.049	117.6	40.108		1:43.738	302.5	
9	Pit Out		32.956	118.3	40.920		15:17.865		29	35.403	34.040	115.4	Pit In		1:56.470	298.3	
10	33.885		31.862	120.7	40.648		1:46.395	300.0	30	Pit Out	33.302	116.6	41.098		25:28.722		
11	33.650		31.671	122.0	40.477		1:45.798	300.8	31	33.034	31.153	120.9	40.012		1:44.199	298.3	
12	33.411		31.809	122.3	40.366		1:45.586	300.8	32	32.831	31.130	120.7	40.209		1:44.170	306.8	
13	33.219		31.605	120.1	40.329		1:45.153	300.0	33	32.904	31.302	121.5	40.372		1:44.578	304.2	
14	37.216		34.507	107.6	Pit In		1:59.675	302.5	34	32.999	31.185	121.8	40.198		1:44.382	303.4	
15	Pit Out		33.482	121.3	41.598		10:35.274		35	36.290	32.519	115.4	Pit In		1:55.589	290.3	
16	33.357		32.086	122.2	40.914		1:46.357	298.3	36	Pit Out	32.071	122.7	40.647		11:40.652		
17	33.456		31.421	124.0	40.471		1:45.348	300.0	37	32.532	30.608	123.3	39.537		1:42.677	303.4	
18	33.741		36.081	117.1	Pit In		1:57.190	300.8	38	38.123	31.574	122.3	40.606		1:50.303	305.1	
19	Pit Out		31.943	116.0	40.898		9:02.374		39	32.680	30.696	117.6	39.625		1:43.001	304.2	
20	32.631		31.345	123.4	40.039		1:44.015	301.7	40	32.529	30.748	122.4	Pit In		1:51.269	306.8	

78 HIKARI OKUBO								HONDA									
lap	Sect-1	Speed	Sect-2	Speed	Sect-3	Speed	lap time	Top Speed	lap	Sect-1	Speed	Sect-2	Speed	Sect-3	Speed	lap time	Top Speed
1	Pit Out		38.985	94.2	46.594		2:07.853		40	34.878	32.083	117.4	41.548		1:48.509	267.3	
2	38.598		36.686	108.3	44.711		1:59.995	232.3	41	40.791	33.250	115.6	42.256		1:56.297	260.9	
3	37.743		35.239	113.2	43.831		1:56.813	254.1	42	34.624	32.028	117.5	41.335		1:47.987	266.0	
4	37.723		34.516	108.7	43.535		1:55.774	248.3	43	37.861	40.827	113.4	Pit In		2:13.523	266.0	
5	39.553		38.152	103.6	Pit In		2:18.364	237.9	44	Pit Out	32.657	114.5	41.534		14:53.222		
6	Pit Out		36.905	112.6	47.084		22:13.851		45	34.257	31.938	115.8	41.424		1:47.619	269.3	
7	36.569		34.004	113.6	43.405		1:53.978	260.2	46	34.493	32.028	116.9	41.483		1:48.004	267.3	
8	36.401		34.044	111.6	42.979		1:53.424	262.8	47	38.046	34.958	118.0	Pit In		2:10.817	267.3	
9	36.408		33.909	110.5	42.815		1:53.132	262.1	48	Pit Out	33.754	113.9	42.360		17:32.964		
10	37.432		34.911	112.4	Pit In		2:13.979	250.0	49	34.273	31.732	119.2	40.841		1:46.846	267.3	
11	Pit Out		34.677	114.0	Pit In		10:16.062		50	34.374	31.807	116.8	41.285		1:47.466	266.7	
12	Pit Out		33.708	114.4	42.273		36:05.230		51	34.180	31.748	120.0	40.962		1:46.890	266.0	
13	35.608		32.886	117.5	42.158		1:50.652	264.7	52	34.227	31.648	115.8	41.077		1:46.952	266.7	
14	35.626		33.309	115.4	42.093		1:51.028	267.3	53	40.392	34.589	110.0	Pit In		2:12.439	268.0	
15	35.267		32.583	114.9	42.179		1:50.029	268.7	54	Pit Out	33.013	115.1	41.714		11:10.894		
16	42.462		32.812	113.3	41.900		1:57.174	268.0	55	34.510	31.980	119.2	41.383		1:47.873	267.3	
17	34.867		32.493	116.9	41.816		1:49.176	266.0	56	34.605	32.072	117.0	41.297		1:47.974	268.0	
18	45.004		33.751	115.4	Pit In		2:16.137	264.7	57	39.996	32.996	117.6	Pit In		2:08.257	265.4	
19	Pit Out		36.360	112.0	42.357		12:58.142		58	Pit Out	32.287	116.5	41.422		13:20.660		
20	35.129		32.511	114.4	41.808		1:49.448	268.7	59	34.479	32.136	119.1	41.274		1:47.889	266.7	
21	35.061		32.405	116.4	41.802		1:49.268	266.0	60	34.517	31.890	118.9	41.351		1:47.758	267.3	
22	35.195		32.455	116.6	41.837		1:49.487	263.4	61	34.752	43.284	110.9	Pit In		2:12.867	268.0	
23	35.106		32.421	118.7	42.015		1:49.542	264.7	62	Pit Out	33.922	100.8	44.320		5:22.799		
24	34.975		32.437	119.1	42.075		1:49.487	263.4	63	34.857	32.450	115.8	41.864		1:49.171	265.4	
25	38.911		42.758	107.6	Pit In		2:20.704	253.5	64	35.020	32.648	116.3	41.944		1:49.612	264.1	


Autódromo Internacional do Algarve
Feel Racing Racing Portimão Test

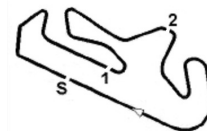
25 - 27 January 2020

Laps and Sector Times - 26-01-2020
Autodromo Internacional Algarve - 4592 mtr.

26	Pit Out	35.555	107.8	42.923	20:30.744	65	38.147	35.088	112.4	Pit In	2:09.825	260.9	
27	35.337	32.813	119.2	41.907	1:50.057	264.7	66	Pit Out	32.587	115.8	41.444	12:06.178	
28	34.777	32.187	115.4	41.271	1:48.235	267.3	67	41.842	33.197	116.9	41.065	1:56.104	266.7
29	34.604	32.031	116.4	41.218	1:47.853	268.7	68	34.132	32.007	114.8	41.261	1:47.400	270.0
30	34.518	32.100	109.5	41.193	1:47.811	267.3	69	<u>33.887</u>	31.661	118.9	41.849	1:47.397	270.0
31	39.852	42.831	111.6	Pit In	2:23.307	267.3	70	35.558	32.957	113.7	48.353	1:56.868	262.8
32	Pit Out	32.871	114.2	41.677	2:35.369	71	34.454	31.837	117.3	<u>40.763</u>	1:47.054	268.0	
33	34.806	32.536	115.1	41.643	1:48.985	267.3	72	40.949	38.356	107.7	Pit In	2:19.659	268.0
34	34.758	32.115	117.5	41.340	1:48.213	266.7	73	Pit Out	32.864	118.0	41.915	29:27.543	
35	40.508	34.588	114.6	Pit In	2:10.847	266.0	74	34.892	32.181	118.8	41.498	1:48.571	263.4
36	Pit Out	34.027	113.2	Pit In	03:38.928	75	34.873	32.357	117.9	41.517	1:48.747	262.8	
37	Pit Out	32.826	115.4	41.891	6:06.332	76	34.908	32.390	119.6	41.922	1:49.220	264.1	
38	34.596	32.175	116.9	41.552	1:48.323	269.3	77	35.222	32.623	114.4	41.900	1:49.745	262.1
39	34.598	32.125	115.6	41.346	1:48.069	265.4	78	46.889	43.935	85.9	Pit In	2:36.688	263.4

91 LEON HASLAM								HONDA									
lap	Sect-1	Speed	Sect-2	Speed	Sect-3	Speed	lap time	Top Speed	lap	Sect-1	Speed	Sect-2	Speed	Sect-3	Speed	lap time	Top Speed
1	Pit Out		37.318	106.2	43.263		2:00.884		20	Pit Out		33.323	109.8	40.732		51:49.469	
2	36.772		34.506	105.2	42.331		1:53.609	243.2	21	32.479		31.202	112.5	39.713		1:43.394	305.1
3	34.662		32.558	116.4	40.491		1:47.711	262.8	22	32.536		32.655	107.0	41.463		1:46.654	301.7
4	33.869		32.013	117.9	40.391		1:46.273	291.9	23	32.473		30.828	115.5	39.666		<u>1:42.967</u>	303.4
5	33.517		31.967	118.4	40.233		1:45.717	295.1	24	39.131		32.995	110.0	Pit In		2:05.894	300.8
6	37.129		33.985	110.8	Pit In		2:08.755	289.5	25	Pit Out		32.944	108.7	41.103		02:28.020	
7	Pit Out		33.122	117.3	41.016		28:45.973		26	35.850		32.380	105.8	41.215		1:49.445	253.5
8	33.162		31.602	116.3	40.022		1:44.786	294.3	27	33.449		31.742	110.5	40.373		1:45.564	276.9
9	33.098		31.376	117.6	39.837		1:44.311	298.3	28	32.657		30.973	113.9	39.797		1:43.427	297.5
10	32.894		36.711	108.9	41.766		1:51.371	302.5	29	35.042		32.865	105.2	40.802		1:48.709	300.0
11	32.815		32.498	109.1	42.475		1:47.788	301.7	30	32.518		30.871	118.4	44.191		1:47.580	300.8
12	33.352		33.730	104.2	43.012		1:50.094	296.7	31	32.655		<u>30.727</u>	118.3	39.819		1:43.201	302.5
13	32.715		31.025	<u>118.8</u>	40.272		1:44.012	300.8	32	34.272		32.624	109.0	Pit In		2:01.497	300.8
14	35.130		33.555	112.7	Pit In		2:04.820	300.8	33	Pit Out		36.351	100.3	43.929		36:50.376	
15	Pit Out		34.032	113.7	41.779		32:16.249		34	32.970		33.956	103.3	41.222		1:48.148	291.1
16	32.524		31.600	113.4	39.813		1:43.937	300.8	35	32.535		40.613	108.7	40.500		1:53.648	299.2
17	32.469		31.136	115.3	39.686		1:43.291	301.7	36	32.548		31.109	115.0	<u>39.615</u>		1:43.272	298.3
18	32.506		31.021	112.9	39.746		1:43.273	303.4	37	<u>32.458</u>		30.942	116.5	39.661		1:43.061	302.5
19	35.910		38.204	108.9	Pit In		2:08.753	303.4	38	36.798		31.655	111.6	Pit In		2:00.194	288.0

94 CORENTIN PEROLARI								YAMAHA									
lap	Sect-1	Speed	Sect-2	Speed	Sect-3	Speed	lap time	Top Speed	lap	Sect-1	Speed	Sect-2	Speed	Sect-3	Speed	lap time	Top Speed
1	Pit Out		35.228	107.9	43.598		1:56.058		33	34.227		31.783	113.3	41.344		1:47.354	271.4
2	36.001		34.034	110.2	41.717		1:51.752	266.0	34	34.125		31.946	111.2	41.246		1:47.317	271.4
3	34.954		33.583	114.9	42.007		1:50.544	270.0	35	39.012		33.431	114.6	Pit In		2:08.933	272.7
4	35.062		33.197	113.2	41.675		1:49.934	269.3	36	Pit Out		32.904	111.0	41.855		26:21.993	
5	36.607		33.343	113.3	Pit In		1:58.938	266.7	37	34.145		32.224	108.3	41.504		1:47.873	270.7
6	Pit Out		33.823	112.6	41.817		9:39.420		38	34.366		32.052	114.0	41.358		1:47.776	272.0
7	34.962		32.692	<u>116.6</u>	41.327		1:48.981	268.0	39	34.672		32.878	107.1	Pit In		2:00.176	272.0
8	34.735		32.532	114.9	41.170		1:48.437	270.0	40	Pit Out		32.820	110.9	41.281		11:36.364	
9	34.690		38.079	110.7	Pit In		2:03.033	271.4	41	<u>33.667</u>		31.413	112.3	<u>40.490</u>		1:45.570	270.7
10	Pit Out		34.647	107.0	41.966		34:32.699		42	33.822		31.573	112.9	40.842		1:46.237	272.7
11	34.755		32.383	111.8	41.603		1:48.741	268.0	43	38.918		32.321	112.3	40.857		1:52.096	271.4
12	34.394		32.399	113.7	41.440		1:48.233	270.0	44	33.870		31.471	115.8	41.059		1:46.400	<u>273.4</u>
13	36.569		34.194	106.4	Pit In		2:01.257	270.0	45	36.467		35.653	76.4	Pit In		2:13.184	272.7
14	Pit Out		33.124	112.7	43.628		20:07.278		46	Pit Out		32.537	108.8	41.420		27:43.424	
15	34.689		32.072	112.3	41.277		1:48.038	266.0	47	34.137		31.495	113.8	40.865		1:46.497	270.7
16	34.476		31.984	111.2	41.324		1:47.784	269.3	48	33.816		31.807	111.7	40.958		1:46.581	272.7
17	34.364		31.867	108.3	41.300		1:47.531	270.7	49	33.964		31.593	113.8	40.905		1:46.462	<u>273.4</u>
18	36.698		33.659	109.8	Pit In		2:03.574	262.8	50	33.833		31.601	112.9	40.876		1:46.310	272.7
19	Pit Out		34.830	109.0	41.952		42:17.424		51	33.776		31.704	114.3	41.055		1:46.535	272.7
20	34.236		31.791	111.0	40.673		1:46.700	270.7	52	41.496		37.262	103.2	Pit In		2:12.829	<u>273.4</u>
21	34.694		33.392	102.8	43.723		1:51.809	272.0	53	Pit Out		32.711	108.7	41.366		17:03.871	
22	40.964		32.599	109.0	41.308		1:54.871	272.0	54	33.721		<u>31.365</u>	113.2	40.608		1:45.694	270.0
23	34.059		31.743	115.3	40.765		1:46.567	271.4	55	34.120		52.209	106.3	Pit In		2:21.932	270.7
24	34.074		31.844	115.3	40.966		1:46.884	270.7	56	Pit Out		34.794	104.5	42.710		30:26.617	
25	37.805		35.366	107.0	Pit In		2:02.396	269.3	57	36.728		33.087	108.5	Pit In		1:57.627	268.0
26	Pit Out		33.073	107.7	42.341		55:43.001		58	Pit Out		33.309	108.9	42.329		6:24.529	
27	34.302		31.868	114.4	41.042		1:47.212	270.0	59	35.351		32.521	114.2	Pit In		1:56.420	266.7


Autódromo Internacional do Algarve
Feel Racing Racing Portimão Test

25 - 27 January 2020

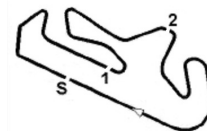
Laps and Sector Times - 26-01-2020

Autodromo Internacional Algarve - 4592 mtr.

28	34.250	32.101	112.5	41.369	1:47.720	271.4	60	Pit Out	33.373	106.6	42.599	6:21.363
29	34.258	32.030	112.6	41.240	1:47.528	270.7	61	35.123	32.819	105.2	Pit In	1:55.229 269.3
30	34.118	32.125	114.2	41.391	1:47.634	272.0	62	Pit Out	34.326	109.9	42.800	9:41.665
31	34.219	31.882	111.9	41.420	1:47.521	271.4	63	35.649	32.608	111.6	Pit In	1:58.277 254.7
32	34.121	31.916	113.6	41.097	1:47.134	271.4	64	Pit Out	33.927	95.3	Pit In	7:26.687

99 DANNY WEBB								YAMAHA									
lap	Sect-1	Speed	Sect-2	Speed	Sect-3	Speed	lap time	Top Speed	lap	Sect-1	Speed	Sect-2	Speed	Sect-3	Speed	lap time	Top Speed
1	Pit Out		35.592	103.2	46.340		2:02.271		33	35.259		32.103	116.9	41.447		1:48.809	265.4
2	38.076		34.127	117.1	42.981		1:55.184	241.1	34	37.849		40.261	109.4	43.667		2:01.777	266.7
3	36.648		33.607	114.9	42.337		1:52.592	257.1	35	35.053		31.984	117.0	Pit In		1:55.682	267.3
4	35.644		38.632	113.7	42.450		1:56.726	262.8	36	Pit Out		33.207	112.7	42.587		44:51.184	
5	36.351		33.724	114.0	42.182		1:52.257	262.1	37	35.804		31.941	116.3	41.812		1:49.557	266.7
6	36.159		32.715	118.3	42.567		1:51.441	264.1	38	34.710		<u>31.639</u>	119.1	41.518		1:47.867	266.0
7	36.023		33.091	119.9	42.186		1:51.300	262.1	39	34.756		32.033	116.3	41.563		1:48.352	264.1
8	36.014		32.922	115.3	42.059		1:50.995	262.8	40	34.703		31.907	112.4	41.345		1:47.955	264.7
9	35.506		32.614	117.6	41.876		1:49.996	263.4	41	34.569		32.158	117.5	41.926		1:48.653	264.7
10	35.553		33.062	120.0	42.074		1:50.689	263.4	42	34.942		31.943	116.3	41.431		1:48.316	251.7
11	37.652		34.376	115.4	Pit In		2:04.281	262.8	43	34.443		32.027	115.1	41.410		1:47.880	267.3
12	Pit Out		33.794	110.8	42.914		33:02.282		44	36.553		37.978	111.8	Pit In		2:05.008	265.4
13	35.910		32.754	113.8	42.219		1:50.883	262.1	45	Pit Out		33.322	112.3	42.990		24:57.564	
14	35.642		32.550	114.5	42.259		1:50.451	261.5	46	34.645		32.606	115.9	41.779		1:49.030	266.0
15	35.563		32.495	111.3	42.147		1:50.205	262.1	47	34.674		32.092	115.0	41.575		1:48.341	266.7
16	35.470		32.478	116.0	42.041		1:49.989	262.8	48	34.528		32.089	115.6	41.581		1:48.198	267.3
17	35.179		32.407	113.7	42.175		1:49.761	264.1	49	34.789		32.036	116.3	41.548		1:48.373	268.7
18	35.665		33.507	109.9	Pit In		2:01.213	264.1	50	34.426		32.029	114.5	41.496		1:47.951	266.0
19	Pit Out		39.520	92.9	43.712		24:14.773		51	34.458		32.046	116.4	41.620		1:48.124	269.3
20	35.250		32.210	<u>123.3</u>	42.114		1:49.574	262.1	52	34.530		32.077	114.4	41.472		1:48.079	266.7
21	34.842		32.245	117.3	41.529		1:48.616	263.4	53	38.995		41.311	106.9	Pit In		2:19.208	266.0
22	34.977		32.130	117.4	41.498		1:48.605	263.4	54	Pit Out		33.069	112.0	43.584		30:01.176	
23	34.995		32.063	118.7	41.764		1:48.822	262.8	55	34.810		31.790	116.5	<u>41.185</u>		1:47.785	264.1
24	34.875		32.183	111.8	Pit In		2:05.810	262.8	56	34.277		31.745	115.1	41.239		<u>1:47.261</u>	266.0
25	Pit Out		40.746	109.3	44.906		8:50.930		57	<u>34.104</u>		31.985	111.8	41.210		1:47.299	266.7
26	35.252		32.255	118.3	41.925		1:49.432	266.7	58	34.289		32.638	111.2	41.516		1:48.443	266.7
27	34.805		31.943	118.8	41.377		1:48.125	266.0	59	34.565		31.824	113.8	41.326		1:47.715	<u>270.0</u>
28	34.825		32.109	117.6	41.541		1:48.475	268.0	60	35.436		32.113	110.4	52.644		2:00.193	<u>267.3</u>
29	34.611		31.918	120.0	41.268		1:47.797	266.7	61	34.673		32.028	115.4	41.282		1:47.983	264.7
30	34.942		32.109	116.0	41.493		1:48.544	267.3	62	34.362		32.237	113.2	41.668		1:48.267	266.7
31	34.841		32.251	113.1	41.868		1:48.960	267.3	63	34.354		32.097	112.3	41.541		1:47.992	264.7
32	35.074		32.623	105.8	42.591		1:50.288	267.3	64	41.481		44.070	108.8	Pit In		2:18.224	262.8

# OTTL PHILLIP								KAWASAKI									
lap	Sect-1	Speed	Sect-2	Speed	Sect-3	Speed	lap time	Top Speed	lap	Sect-1	Speed	Sect-2	Speed	Sect-3	Speed	lap time	Top Speed
1	Pit Out		35.641	109.9	45.252		2:04.724		32	35.046		32.214	115.4	41.988		1:49.248	270.7
2	37.548		34.106	111.0	51.000		2:02.654	254.7	33	34.728		32.516	111.1	42.079		1:49.323	270.7
3	37.014		33.471	114.6	42.402		1:52.887	264.1	34	34.649		32.208	113.0	44.572		1:51.429	269.3
4	36.523		33.680	111.3	42.541		1:52.744	266.7	35	34.506		31.958	113.6	41.222		1:47.686	269.3
5	36.264		33.242	110.1	42.196		1:51.702	268.7	36	40.444		34.314	115.5	44.070		1:58.828	270.7
6	35.903		32.910	113.7	42.641		1:51.454	264.7	37	42.267		32.400	107.0	43.134		1:57.801	273.4
7	35.609		32.724	114.9	42.146		1:50.479	265.4	38	34.531		31.971	113.4	42.081		1:48.583	271.4
8	35.504		32.643	113.1	41.464		1:49.611	271.4	39	34.353		32.161	115.6	41.460		1:47.974	268.0
9	34.992		32.571	118.2	Pit In		1:59.789	271.4	40	40.892		32.158	113.8	41.953		1:55.003	268.7
10	Pit Out		33.393	107.4	43.634		35:56.316		41	34.549		31.765	116.0	41.541		1:47.855	268.7
11	36.039		32.998	108.2	46.089		1:55.126	262.1	42	34.499		31.968	116.4	41.433		1:47.900	268.0
12	35.441		32.479	108.5	42.050		1:49.970	266.7	43	40.755		36.294	107.7	Pit In		2:07.111	258.4
13	35.024		32.575	108.4	42.025		1:49.624	268.7	44	Pit Out		32.079	115.4	41.445		29:17.143	
14	35.092		32.602	105.9	41.772		1:49.466	268.0	45	34.586		<u>31.643</u>	<u>118.6</u>	41.289		1:47.518	267.3
15	34.878		32.397	110.7	41.797		1:49.072	270.0	46	34.295		37.342	111.2	41.264		1:52.901	271.4
16	46.449		39.157	107.1	Pit In		2:20.118	265.4	47	38.386		31.751	108.8	53.961		2:04.098	270.0
17	Pit Out		32.851	112.4	42.081		27:09.229		48	42.792		34.756	108.0	42.229		1:59.777	273.4
18	35.301		32.554	111.3	42.004		1:49.859	269.3	49	<u>34.035</u>		31.889	116.3	41.187		<u>1:47.111</u>	<u>274.1</u>
19	35.200		32.575	113.1	41.827		1:49.602	270.0	50	34.120		31.897	116.0	41.345		1:47.362	<u>273.4</u>
20	34.754		38.771	108.2	42.296		1:55.821	267.3	51	34.244		31.833	114.6	41.286		1:47.363	270.0
21	34.683		32.255	113.9	41.943		1:48.881	270.0	52	34.306		31.829	115.6	<u>40.992</u>		1:47.127	270.0
22	35.175		32.138	112.4	41.710		1:49.023	267.3	53	35.180		35.444	107.4	Pit In		2:06.266	271.4
23	34.811		32.280	110.5	41.855		1:48.946	269.3	54	Pit Out		34.892	113.3	43.555		31:28.866	



Autódromo Internacional do Algarve

Feel Racing Racing Portimão Test

25 - 27 January 2020

Laps and Sector Times - 26-01-2020

Autodromo Internacional Algarve - 4592 mtr.

24	39.939	34.389	106.0	Pit In	2:06.302	254.1	55	34.592	32.294	114.8	41.609	1:48.495	268.0
25	Pit Out	32.768	115.9	41.761	16:42.893		56	34.671	32.010	115.1	41.608	1:48.289	268.7
26	34.386	32.008	113.4	41.443	1:47.837	268.0	57	34.348	32.296	117.8	41.651	1:48.295	268.7
27	34.397	31.698	116.6	41.331	1:47.426	270.0	58	34.314	31.916	117.6	41.531	1:47.761	270.0
28	36.914	32.107	116.5	41.594	1:50.615	269.3	59	34.458	32.194	112.5	41.576	1:48.228	270.0
29	34.729	32.313	114.3	41.580	1:48.622	270.0	60	34.377	34.128	112.5	44.381	1:52.886	268.7
30	42.429	34.149	98.2	Pit In	2:13.570	267.3	61	42.294	38.692	107.5	Pit In	2:12.810	270.0
31	Pit Out	33.148	111.1	44.971	00:17.902		62	Pit Out	35.121	109.9	Pit In	3:49.164	