


FUN RACING CARS 2020 - PORTIMÃO

Autódromo Internacional do Algarve

LIGIER JS CUP

12 - 15 November 2020

Laps and Sector Times - Essais Libres

Autodromo Internacional Algarve - 4652 mtr.

6		BELLINATO-MARGOT																	
lap	Sect-1	Speed	Sect-2	Speed	Sect-3	Speed	TopSpeed	laptime	pit	lap	Sect-1	Speed	Sect-2	Speed	Sect-3	Speed	Topspeed	laptime	pit
1	Pit Out	136.5	49.639	92.2	52.927			2:29.134		7	43.793	144.0	44.036	98.5	50.158		214.7	2:17.987	
2		47.172	130.8	45.654	96.1	51.366		2:24.192		8	43.185	144.4	43.893	94.2	<u>49.839</u>		219.1	2:16.917	
3		45.222	134.5	44.106	97.4	57.525		<u>222.2</u>	2:26.853	9	44.177	147.1	43.587	99.8	50.564		207.3	2:18.328	
4		44.236	126.8	44.707	97.6	50.931		208.1	2:19.874	10	<u>42.904</u>	<u>153.6</u>	<u>42.901</u>	94.4	50.845		210.1	<u>2:16.650</u>	
5		44.794	130.3	45.119	95.2	Pit In		196.0	2:49.217	11	42.946	147.7	43.569	98.8	Pit In		220.4	2:25.469	
6	Pit Out	141.0	45.847	<u>102.2</u>	51.698			7:24.557		12									

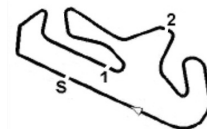
7		EBURDERI E-ROGER-ADLER																	
lap	Sect-1	Speed	Sect-2	Speed	Sect-3	Speed	TopSpeed	laptime	pit	lap	Sect-1	Speed	Sect-2	Speed	Sect-3	Speed	Topspeed	laptime	pit
1	Pit Out	91.8	55.108	80.0	59.488			2:50.859		9	43.783	<u>165.4</u>	43.972	102.5	51.365		218.6	2:19.120	
2		49.640	122.0	45.491	95.3	52.227		144.4	2:27.358	10	42.795	138.5	42.697	102.5	50.230		<u>222.7</u>	2:15.722	
3		45.931	120.8	45.219	96.6	51.741		176.8	2:22.891	11	54.469	133.7	43.019	107.7	52.018		220.0	2:29.506	
4		45.215	116.3	43.955	98.8	50.801		192.2	2:19.971	12	43.370	161.4	42.172	101.8	51.675		218.2	2:17.217	
5		45.097	123.9	43.579	100.1	49.903		181.2	2:18.579	13	43.009	137.4	43.237	94.6	49.881		219.5	2:16.127	
6		44.099	115.0	45.556	86.6	Pit In		201.5	2:32.440	14	42.632	140.6	44.015	100.3	49.569		221.3	2:16.216	
7	Pit Out	130.6	44.837	93.8	51.701			4:44.104		15	41.767	146.7	<u>42.121</u>	102.0	<u>48.253</u>		219.1	<u>2:12.141</u>	
8		43.616	144.6	44.107	103.7	51.223		218.6	2:18.946	16									

8		COIBION-RAYMONDIS-MONSARRAT																	
lap	Sect-1	Speed	Sect-2	Speed	Sect-3	Speed	TopSpeed	laptime	pit	lap	Sect-1	Speed	Sect-2	Speed	Sect-3	Speed	Topspeed	laptime	pit
1	Pit Out	95.9	47.810	82.9	54.188			2:28.894		10	Pit Out	94.2	50.813	79.7	Pit In			6:19.523	
2		45.402	113.2	47.660	88.7	51.678		187.8	2:24.740	11	Pit Out	114.2	48.698	80.1	55.830		222.7	3:19.203	
3		44.577	113.4	44.871	87.0	50.950		203.8	2:20.398	12	48.290	114.8	48.247	83.1	55.679		163.4	2:32.216	
4		45.632	125.6	45.889	86.7	Pit In		197.8	2:29.976	13	47.728	108.3	46.905	87.4	55.480		182.1	2:30.113	
5	Pit Out	125.3	43.840	93.2	52.655			4:09.123		14	45.319	124.1	45.061	<u>96.2</u>	1:07.958		184.3	2:38.338	
6		43.890	129.5	43.509	92.5	<u>49.426</u>		200.4	2:16.825	15	47.299	119.3	45.753	93.8	54.804		185.9	2:27.856	
7		43.070	129.2	<u>42.832</u>	88.9	49.773		200.4	<u>2:15.675</u>	16	44.791	124.4	46.048	86.2	55.234		199.6	2:26.073	
8		42.544	<u>131.5</u>	43.356	94.5	50.367		209.3	2:16.267	17	45.870	121.5	45.941	88.6	Pit In		195.3	2:39.661	
9		<u>42.513</u>	<u>131.5</u>	43.805	91.3	Pit In		<u>215.6</u>	2:23.714	18									

10		René DEFOURNOUX-ROSATI																	
lap	Sect-1	Speed	Sect-2	Speed	Sect-3	Speed	TopSpeed	laptime	pit	lap	Sect-1	Speed	Sect-2	Speed	Sect-3	Speed	Topspeed	laptime	pit
1	Pit Out	114.9	44.595	96.1	52.112			2:20.950		10	Pit Out	124.1	43.105	94.4	50.388			6:40.992	
2		43.176	129.5	43.000	97.7	49.637		193.2	2:15.813	11	41.645	144.0	41.541	98.1	49.172		224.5	2:12.358	
3		41.787	144.6	41.811	99.0	49.934		220.9	2:13.532	12	41.985	133.2	41.824	98.0	49.263		226.4	2:13.072	
4		41.933	137.8	42.506	100.9	50.940		223.1	2:15.379	13	41.646	137.1	41.549	98.6	47.596		223.6	2:10.791	
5		44.775	142.1	42.224	103.8	48.531		186.9	2:15.530	14	41.105	145.7	40.889	98.5	48.080		225.5	2:10.074	
6		41.362	143.2	41.555	104.0	48.787		224.5	2:11.704	15	40.568	147.7	41.069	99.8	48.163		225.9	2:09.800	
7		41.587	<u>155.8</u>	42.955	81.9	48.219		223.1	2:12.761	16	40.822	143.4	40.437	103.2	46.971		225.0	2:08.230	
8		40.846	153.0	41.661	94.2	47.548		226.4	2:10.055	17	40.595	144.6	<u>40.215</u>	<u>108.4</u>	<u>46.704</u>		225.9	<u>2:07.514</u>	
9		40.508	149.2	44.518	84.9	Pit In		<u>226.9</u>	2:35.953	18	<u>40.248</u>	147.3	40.458	99.7	46.999		<u>226.9</u>	2:07.705	

15		CARTON-BIHEL																	
lap	Sect-1	Speed	Sect-2	Speed	Sect-3	Speed	TopSpeed	laptime	pit	lap	Sect-1	Speed	Sect-2	Speed	Sect-3	Speed	Topspeed	laptime	pit
1	Pit Out	104.4	47.327	91.4	52.521			2:25.842		9	44.794	107.4	45.783	88.5	Pit In		185.6	2:35.618	
2		43.231	129.3	45.017	84.9	50.659		220.4	2:18.907	10	Pit Out	128.9	43.239	99.5	49.784			4:13.144	
3		43.114	134.7	45.057	92.2	50.238		221.8	2:18.409	11	43.381	140.4	42.165	89.6	48.271		219.5	2:13.817	
4		43.501	119.2	45.276	91.5	Pit In		217.3	2:25.864	12	40.899	145.4	41.375	109.9	47.808		223.1	2:10.082	
5	Pit Out	145.2	43.979	82.7	50.635			5:02.877		13	40.763	154.1	40.772	104.2	47.801		225.5	2:09.336	
6		42.404	130.4	44.007	89.6	49.065		222.7	2:15.476	14	40.867	152.5	41.243	107.6	<u>47.262</u>		224.5	2:09.372	
7		41.810	133.7	43.450	83.0	50.649		225.9	2:15.909	15	40.746	156.5	<u>40.605</u>	110.3	47.767		<u>227.4</u>	<u>2:09.118</u>	
8		41.754	138.5	42.099	94.1	48.873		224.1	2:12.726	16	<u>40.557</u>	<u>160.7</u>	40.744	105.8	Pit In		226.4	2:15.613	

18		DALAVALLE-GALLI C-SPANO-ImerHOXHA																	
lap	Sect-1	Speed	Sect-2	Speed	Sect-3	Speed	TopSpeed	laptime	pit	lap	Sect-1	Speed	Sect-2	Speed	Sect-3	Speed	Topspeed	laptime	pit
1	Pit Out	96.7	51.160	72.7	58.386			2:42.219		11	1:05.692	98.8	49.798	98.3	52.939		100.1	2:48.429	
2		45.680	127.7	46.056	81.8	53.168		178.2	2:24.904	12	45.197	124.3	43.637	91.2	51.588		184.3	2:20.422	
3		49.643	127.8	45.016	86.4	53.741		155.2	2:28.400	13	46.600	126.9	43.512	97.8	50.795		184.6	2:20.907	
4		43.343	139.4	43.700	84.1	51.313		205.7	2:18.356	14	43.516	125.7	43.035	<u>101.4</u>	<u>49.269</u>		184.0	2:15.820	
5		44.180	135.0	43.621	88.1	50.509		214.7	2:18.310	15	43.223	134.5	<u>42.699</u>	94.4	Pit In		186.5	2:23.896	
6		43.299	<u>144.0</u>	1:09.422	83.9	51.204		216.0	2:43.925	16	Pit Out	110.7	48.768	86.1	54.980			4:12.555	
7		44.145	122.2	43.448	92.0	Pit In		175.9	2:28.892	17	44.136	122.0	44.873	95.6	52.523		204.2	2:21.532	
8	Pit Out	101.7	49.388	82.7	52.482			4:58.203		18	45.258	125.7	43.703	92.5	51.131		189.5	2:20.092	
9		45.145	122.6	44.496	90.2	50.740		179.1	2:20.381	19	<u>43.036</u>	128.9	42.872	97.7	49.735		<u>216.4</u>	<u>2:15.643</u>	
10		44.199	123.3	44.763	87.3	58.533		188.5	2:27.495	20									


FUN RACING CARS 2020 - PORTIMÃO

Autódromo Internacional do Algarve

LIGIER JS CUP

12 - 15 November 2020

Laps and Sector Times - Essais Libres

Autodromo Internacional Algarve - 4652 mtr.

21		SERSOT-RIVIERE																	
lap	Sect-1	Speed	Sect-2	Speed	Sect-3	Speed	TopSpeed	laptime	pit	lap	Sect-1	Speed	Sect-2	Speed	Sect-3	Speed	Topspeed	laptime	pit
1	Pit Out	126.2	50.434	91.3	56.574			2:33.317		11	43.762	145.9	44.243	92.5	52.487		219.1	2:20.492	
2	48.488	130.3	46.070	77.9	54.918		153.2	2:29.476		12	45.160	149.6	42.978	98.7	52.419		218.6	2:20.557	
3	46.499	135.0	46.048	99.7	53.894		183.1	2:26.441		13	43.128	150.2	42.537	101.0	49.016		219.1	2:14.681	
4	45.888	130.8	46.863	96.6	54.839		217.7	2:27.590		14	41.862	150.4	41.962	89.9	49.204		222.7	2:13.028	
5	44.688	135.5	46.114	91.9	54.028		215.6	2:24.830		15	42.016	151.9	41.839	99.5	48.701		<u>223.6</u>	2:12.556	
6	44.301	142.7	45.790	91.5	53.748		221.8	2:23.839		16	41.386	155.6	41.961	<u>102.0</u>	48.739		222.7	2:12.086	
7	43.768	143.6	46.721	90.5	52.890		220.4	2:23.379		17	41.763	152.5	<u>41.785</u>	93.6	<u>48.339</u>		223.1	<u>2:11.887</u>	
8	44.810	139.4	46.115	89.0	52.617		221.3	2:23.542		18	41.879	<u>156.7</u>	41.928	98.0	49.494		<u>223.6</u>	2:13.301	
9	45.201	125.7	52.068	94.1	Pit In		196.7	2:35.818		19	45.600	138.6	43.959	86.5	50.898		221.8	2:20.457	
10	Pit Out	126.6	46.677	96.9	52.185			7:26.637		20									

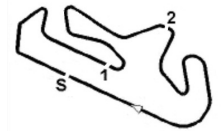
22		PARI GI-PINTO-CORDUAN																	
lap	Sect-1	Speed	Sect-2	Speed	Sect-3	Speed	TopSpeed	laptime	pit	lap	Sect-1	Speed	Sect-2	Speed	Sect-3	Speed	Topspeed	laptime	pit
1	Pit Out	97.6	56.630	76.5	Pit In			3:13.123		8	Pit Out	113.0	48.081	86.4	52.040			7:59.420	
2	Pit Out	114.9	48.606	87.6	55.019			3:46.196		9	46.971	108.8	45.684	92.9	51.732		175.9	2:24.387	
3	44.440	122.2	45.601	84.4	53.882		192.9	2:23.923		10	43.323	129.3	57.518	92.5	51.811		196.7	2:32.652	
4	44.715	122.4	44.268	88.7	51.487		185.6	2:20.470		11	45.406	113.8	45.986	82.2	51.682		182.4	2:23.074	
5	43.935	130.9	<u>43.780</u>	98.5	51.534		199.3	2:19.249		12	44.619	117.3	46.229	80.5	51.445		199.6	2:22.293	
6	<u>42.864</u>	<u>132.7</u>	43.792	<u>98.7</u>	51.385		213.4	<u>2:18.041</u>		13	44.080	128.4	44.252	83.4	<u>50.157</u>		188.8	2:18.489	
7	43.847	117.5	47.163	87.2	Pit In		207.7	2:38.961		14	43.580	122.6	44.415	84.7	Pit In		<u>214.7</u>	2:28.181	

25		ROBI N-ROBI N-ROBI N																	
lap	Sect-1	Speed	Sect-2	Speed	Sect-3	Speed	TopSpeed	laptime	pit	lap	Sect-1	Speed	Sect-2	Speed	Sect-3	Speed	Topspeed	laptime	pit
1	Pit Out	127.1	43.927	103.0	50.021			2:16.796		9	<u>40.913</u>	143.0	41.915	101.2	<u>48.326</u>		<u>223.6</u>	<u>2:11.154</u>	
2	42.165	145.9	42.832	103.7	49.926		218.2	2:14.923		10	3:56.062	120.1	43.998	94.4	Pit In		221.8	5:35.982	
3	42.206	139.5	43.560	<u>104.4</u>	Pit In		219.5	2:24.111		11	Pit Out	128.6	47.833	90.5	Pit In			7:24.702	
4	Pit Out	141.7	42.750	103.8	49.012			4:26.606		12	Pit Out	132.7	45.960	90.8	53.183			5:02.046	
5	41.352	<u>151.3</u>	43.166	95.1	48.375		218.6	2:12.893		13	44.412	149.2	46.465	86.5	52.768		204.5	2:23.645	
6	41.268	146.9	42.387	103.3	52.398		220.9	2:16.053		14	44.539	141.4	49.208	86.0	55.564		209.3	2:29.311	
7	41.278	132.0	<u>41.462</u>	99.0	48.453		<u>223.6</u>	2:11.193		15	45.962	120.4	46.651	87.0	52.413		206.9	2:25.026	
8	41.251	134.2	41.912	100.7	48.335		222.2	2:11.498		16									

33		BALCAEN-GLORIEUX																	
lap	Sect-1	Speed	Sect-2	Speed	Sect-3	Speed	TopSpeed	laptime	pit	lap	Sect-1	Speed	Sect-2	Speed	Sect-3	Speed	Topspeed	laptime	pit
1	Pit Out	124.0	47.242	89.1	51.542			2:24.330		7	42.649	144.2	42.335	101.6	48.478		219.5	2:13.462	
2	46.473	126.8	44.059	95.2	49.945		176.8	2:20.477		8	41.893	152.5	43.409	<u>105.6</u>	48.723		224.1	2:14.025	
3	42.827	141.9	42.647	101.3	1:07.175		221.3	2:32.649		9	42.065	147.7	<u>42.113</u>	102.3	47.780		223.1	<u>2:11.958</u>	
4	42.975	147.3	42.618	99.4	49.501		215.1	2:15.094		10	43.441	149.0	42.586	101.4	Pit In		206.5	2:24.528	
5	<u>41.417</u>	<u>175.9</u>	5:16.790	90.4	Pit In		221.8	7:03.155		11	Pit Out	122.6	42.174	100.6	<u>47.305</u>			4:40.461	
6	Pit Out	132.4	43.345	87.7	50.983			6:48.846		12									

39		PORTA-PETIT-MAURIN																	
lap	Sect-1	Speed	Sect-2	Speed	Sect-3	Speed	TopSpeed	laptime	pit	lap	Sect-1	Speed	Sect-2	Speed	Sect-3	Speed	Topspeed	laptime	pit
1	Pit Out	104.5	51.514	86.7	56.881			2:41.151		9	44.365	123.9	52.497	72.9	Pit In		<u>217.7</u>	2:51.978	
2	57.782	<u>137.6</u>	47.823	92.2	1:22.547		185.6	3:08.152		10	Pit Out	119.2	48.479	80.1	58.690			7:27.908	
3	44.690	129.7	45.367	95.5	52.193		193.2	2:22.250		11	48.668	112.9	47.803	78.1	56.737		176.2	2:33.208	
4	44.256	125.9	47.316	90.9	51.825		204.5	2:23.397		12	46.170	111.1	48.675	82.9	52.923		178.5	2:27.768	
5	44.445	134.8	45.005	89.0	50.719		181.2	2:20.169		13	44.839	121.5	46.332	85.6	54.169		177.0	2:25.340	
6	45.308	107.1	49.009	90.8	54.237		208.1	2:28.554		14	46.514	124.3	48.261	76.4	1:00.559		163.4	2:35.334	
7	59.155	117.4	45.866	93.5	50.778		184.3	2:35.799		15	48.070	109.0	49.891	71.1	Pit In		174.5	2:43.719	
8	<u>43.386</u>	131.1	<u>44.963</u>	<u>96.2</u>	<u>50.218</u>		209.7	<u>2:18.567</u>		16									

73		van Straaten-van Straaten-van Straaten																	
lap	Sect-1	Speed	Sect-2	Speed	Sect-3	Speed	TopSpeed	laptime	pit	lap	Sect-1	Speed	Sect-2	Speed	Sect-3	Speed	Topspeed	laptime	pit
1	Pit Out	116.5	46.612	97.5	52.586			2:23.852		10	1:05.396	106.7	49.033	96.1	47.718		104.3	2:42.147	
2	44.790	120.0	45.737	87.0	52.138		201.9	2:22.665		11	<u>41.242</u>	<u>140.3</u>	41.952	96.4	47.125		<u>223.6</u>	2:10.319	
3	44.125	126.0	45.089	94.2	50.610		203.8	2:19.824		12	41.737	137.6	<u>41.126</u>	<u>104.1</u>	<u>47.117</u>		223.1	<u>2:09.980</u>	
4	44.387	113.9	43.958	97.5	49.697		219.5	2:18.042		13	44.009	126.5	47.053	93.8	Pit In		195.7	2:32.150	
5	43.310	127.5	43.311	94.7	49.416		195.7	2:16.037		14	Pit Out	121.8	45.396	93.7	51.987			4:30.238	
6	43.401	126.0	42.995	98.9	48.406		187.8	2:14.802		15	45.053	110.7	43.681	100.2	52.444		188.8	2:21.178	
7	43.912	128.7	42.843	95.1	Pit In		203.0	2:23.986		16	43.095	124.7	43.776	102.6	52.166		209.7	2:19.037	
8	Pit Out	117.3	42.693	102.2	53.008			7:56.075		17	43.624	124.6	42.853	99.9	50.311		197.1	2:16.788	
9	43.011	118.3	55.565	86.2	1:09.478		221.8	2:48.054		18	42.088	139.0	42.961	100.1	50.506		220.9	2:15.555	


FUN RACING CARS 2020 - PORTIMÃO

Autódromo Internacional do Algarve

LIGIER JS CUP

12 - 15 November 2020

Laps and Sector Times - Essais Libres

Autodromo Internacional Algarve - 4652 mtr.

77		Alonso-Lemma-da Costa																		
lap	Sect-1	Speed	Sect-2	Speed	Sect-3	Speed	TopSpeed	laptime	pit	lap	Sect-1	Speed	Sect-2	Speed	Sect-3	Speed	Topspeed	laptime	pit	
1	Pit Out	114.2	51.843	79.6	57.102			2:39.495		9	Pit Out	108.4	48.871	85.4	52.188				8:53.979	
2	49.928	118.7	47.169	90.2	55.567		175.9	2:32.664		10	45.928	120.0	46.657	90.9	52.856		180.3	2:25.441		
3	46.897	122.9	46.945	93.8	53.991		180.6	2:27.833		11	44.641	128.6	44.895	85.9	50.527		181.5	2:20.063		
4	45.875	126.0	46.074	88.7	54.687		185.6	2:26.636		12	43.955	136.0	44.162	85.2	50.631		192.2	2:18.748		
5	47.459	117.3	46.259	89.0	54.104		184.0	2:27.822		13	43.436	140.6	43.668	77.8	49.047		203.0	2:16.151		
6	44.914	127.7	45.913	86.4	52.707		201.5	2:23.534		14	42.628	140.1	44.726	<u>98.1</u>	49.804		216.4	2:17.158		
7	46.568	124.1	44.340	92.0	52.018		195.3	2:22.926		15	<u>42.193</u>	<u>146.9</u>	42.558	94.9	49.110		<u>220.0</u>	2:13.861		
8	43.966	127.7	44.350	87.8	Pit In		203.8	2:35.348		16	43.180	139.0	<u>42.318</u>	89.8	<u>48.590</u>		210.1	2:14.088		

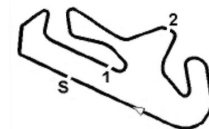
91		Martins-da Costa-Martins																		
lap	Sect-1	Speed	Sect-2	Speed	Sect-3	Speed	TopSpeed	laptime	pit	lap	Sect-1	Speed	Sect-2	Speed	Sect-3	Speed	Topspeed	laptime	pit	
1	Pit Out	111.7	50.501	86.7	55.064			2:34.094		9	Pit Out	119.6	47.323	71.7	55.071				7:34.808	
2	45.675	117.1	44.948	91.6	Pit In		185.2	2:31.508		10	46.938	112.0	47.928	72.3	52.437		192.5	2:27.303		
3	Pit Out	120.4	45.694	91.5	52.540			3:48.300		11	44.567	128.7	44.513	81.0	55.659		198.9	2:24.739		
4	44.152	123.7	45.466	92.5	52.562		190.8	2:22.180		12	43.827	119.9	44.932	73.0	52.517		205.7	2:21.276		
5	46.152	116.4	48.513	82.2	54.214		208.5	2:28.879		13	45.164	124.7	44.136	84.2	52.379		214.7	2:21.679		
6	45.348	113.6	45.627	<u>99.7</u>	50.323		189.1	2:21.298		14	<u>42.661</u>	<u>130.4</u>	44.070	82.1	50.277		220.0	2:17.008		
7	43.934	127.1	<u>43.747</u>	93.6	<u>49.137</u>		215.6	<u>2:16.818</u>		15	55.185	118.6	49.355	85.6	Pit In		<u>222.2</u>	2:47.223		
8	43.604	120.1	44.664	91.4	Pit In		208.5	2:28.284		16										

92		Prost-Pernaut																		
lap	Sect-1	Speed	Sect-2	Speed	Sect-3	Speed	TopSpeed	laptime	pit	lap	Sect-1	Speed	Sect-2	Speed	Sect-3	Speed	Topspeed	laptime	pit	
1	Pit Out	121.3	46.938	90.9	51.364			2:23.361		9	42.350	134.5	42.294	105.7	48.078		218.6	2:12.722		
2	44.405	135.8	43.752	91.7	48.909		211.4	2:17.066		10	40.906	145.2	40.749	103.7	47.476		223.6	2:09.131		
3	42.628	141.4	43.628	100.1	48.551		211.4	2:14.807		11	40.677	147.1	41.509	105.2	Pit In		224.5	2:21.765		
4	41.848	135.5	42.337	105.9	48.077		222.2	2:12.262		12	Pit Out	148.8	40.873	99.2	47.710			4:05.650		
5	41.372	148.4	41.266	<u>112.3</u>	47.346		222.7	2:09.984		13	41.468	149.2	40.520	107.9	47.081		225.5	2:09.069		
6	41.003	147.3	41.173	108.1	<u>47.042</u>		220.9	2:09.218		14	<u>40.081</u>	<u>157.2</u>	40.566	107.7	48.268		<u>225.9</u>	2:08.915		
7	40.672	150.2	41.396	105.5	Pit In		224.1	2:16.622		15	40.529	149.8	<u>40.263</u>	102.1	47.512		225.0	<u>2:08.304</u>		
8	Pit Out	136.9	42.395	107.4	49.344			7:13.843		16	42.819	137.9	41.604	101.7	Pit In		224.5	2:24.323		

93		Rodrigues-Ciamin																		
lap	Sect-1	Speed	Sect-2	Speed	Sect-3	Speed	TopSpeed	laptime	pit	lap	Sect-1	Speed	Sect-2	Speed	Sect-3	Speed	Topspeed	laptime	pit	
1	Pit Out	101.0	47.817	85.8	54.553			2:27.443		7	43.448	141.0	42.310	<u>107.9</u>	49.286		224.5	2:15.044		
2	45.147	117.8	44.796	95.7	50.486		190.8	2:20.429		8	41.312	149.0	41.419	100.3	47.924		224.5	2:10.655		
3	44.256	132.5	43.599	92.6	49.729		210.1	2:17.584		9	41.252	147.9	41.597	107.6	47.597		223.6	2:10.446		
4	42.758	124.6	45.184	97.8	Pit In		216.0	2:25.913		10	41.505	144.0	41.134	99.5	48.027		<u>227.8</u>	2:10.666		
5	Pit Out	125.0	43.275	103.4	49.587			5:18.544		11	<u>40.895</u>	146.7	<u>40.578</u>	104.8	<u>47.242</u>		225.5	<u>2:08.715</u>		
6	42.101	<u>151.7</u>	42.586	99.1	49.277		220.4	2:13.964		12	43.266	146.3	41.107	103.4	Pit In		226.4	2:19.678		

95		Delaplace-Beraud																		
lap	Sect-1	Speed	Sect-2	Speed	Sect-3	Speed	TopSpeed	laptime	pit	lap	Sect-1	Speed	Sect-2	Speed	Sect-3	Speed	Topspeed	laptime	pit	
1	Pit Out	121.9	45.459	91.7	51.908			2:20.713		9	42.748	128.1	43.191	94.4	49.624		202.6	2:15.563		
2	44.510	134.7	43.597	<u>99.6</u>	49.960		185.2	2:18.067		10	<u>42.015</u>	126.8	42.697	98.2	49.112		208.1	2:13.824		
3	42.947	134.0	42.962	87.4	49.966		194.6	2:15.875		11	44.519	111.9	47.426	78.7	Pit In		192.9	2:43.494		
4	42.829	131.2	43.498	96.8	48.894		209.3	2:15.221		12	Pit Out	135.7	43.835	94.1	51.587			4:21.306		
5	42.329	<u>138.1</u>	<u>42.375</u>	92.9	49.451		201.9	2:14.155		13	42.304	125.1	43.086	96.0	50.943		<u>214.3</u>	2:16.333		
6	42.052	137.1	42.795	98.5	<u>48.405</u>		211.4	<u>2:13.252</u>		14	45.604	114.8	44.638	96.9	49.909		164.6	2:20.151		
7	43.091	128.4	42.460	96.8	Pit In		205.7	2:23.200		15	42.237	126.8	42.573	93.8	Pit In		213.0	2:22.755		
8	Pit Out	122.4	44.273	91.3	50.766			4:22.773		16										

99		Duchesne-Larose-Valette																		
lap	Sect-1	Speed	Sect-2	Speed	Sect-3	Speed	TopSpeed	laptime	pit	lap	Sect-1	Speed	Sect-2	Speed	Sect-3	Speed	Topspeed	laptime	pit	
1	Pit Out	113.7	49.297	81.0	57.009			2:32.508		10	54.937	106.6	50.694	80.1	59.313		168.2	2:44.944		
2	46.327	119.5	48.345	82.3	54.489		189.8	2:29.161		11	48.907	111.7	49.841	88.4	54.978		154.1	2:33.726		
3	44.926	122.0	47.233	84.8	54.914		<u>219.1</u>	2:27.073		12	46.252	130.8	48.786	84.8	56.954		187.5	2:31.992		
4	45.762	129.5	47.167	87.4	55.141		214.3	2:28.070		13	45.525	125.3	48.234	84.6	56.502		196.0	2:30.261		
5	<u>44.560</u>	131.9	<u>46.809</u>	92.9	54.291		215.1	<u>2:25.660</u>		14	46.243	104.3	48.920	89.9	57.410		190.5	2:32.573		
6	44.705	<u>143.0</u>	47.272	80.7	54.428		213.4	2:26.405		15	46.055	126.9	47.366	90.2	56.308		182.7	2:29.729		
7	46.939	129.2	48.839	85.9	Pit In		183.1	2:40.609		16	46.859	122.6	47.565	91.2	<u>54.048</u>		206.9	2:28.472		
8	Pit Out	118.2	53.099	81.7	58.389			7:05.211		17	45.739	117.9	47.089	<u>95.4</u>	Pit In		206.9	2:35.967		
9	47.679	119.1	49.593	89.9	56.856		183.1	2:34.128		18										



FUN RACING CARS 2020 - PORTIMÃO

Autódromo Internacional do Algarve

LIGIER JS CUP

12 - 15 November 2020

Laps and Sector Times - Essais Libres

Autodromo Internacional Algarve - 4652 mtr.

280 Verleyen-Tourneur-Kluyskens																				
lap	Sect-1	Speed	Sect-2	Speed	Sect-3	Speed	TopSpeed	laptime	pit	lap	Sect-1	Speed	Sect-2	Speed	Sect-3	Speed	Topspeed	laptime	pit	
1	Pit Out	106.0	52.873	89.7	56.056			2:40.197		9	Pit Out	116.9	44.255	100.1	49.905					
2	45.839	118.6	46.303	80.5	56.363		194.6	2:28.505		10	43.881	112.6	44.637	95.5	49.727		210.5	2:18.245		
3	50.636	116.9	46.205	79.5	54.098		188.2	2:30.939		11	43.631	127.8	42.394	101.6	48.535		193.9	2:14.560		
4	44.212	127.2	45.845	81.4	52.774		206.1	2:22.831		12	41.708	132.7	41.698	103.6	48.489		<u>224.1</u>	<u>2:11.895</u>		
5	43.538	122.9	44.428	86.3	Pit In		217.3	2:29.771		13	43.577	136.5	41.471	103.6	<u>48.128</u>		215.1	2:13.176		
6	Pit Out	132.0	46.724	79.7	52.442			5:35.256		14	41.598	135.7	<u>41.351</u>	<u>106.9</u>	Pit In		209.3	2:19.909		
7	43.539	138.8	43.873	87.7	50.326		212.2	2:17.738		15	Pit Out	142.3	41.990	100.9	48.400				6:22.005	
8	44.526	81.3	1:06.184	75.3	Pit In		215.6	3:13.226		16										