
FUN RACING CARS 2020 - PORTIMÃO

Autódromo Internacional do Algarve

FUN CUP

12 - 15 November 2020

Laps and Sector Times - Essais Qualifs

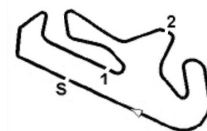
Autodromo Internacional Algarve - 4652 mtr.

24 Balcaen-Glorieux-Glorieux																			
lap	Sect-1	Speed	Sect-2	Speed	Sect-3	Speed	TopSpeed	laptime	pit	lap	Sect-1	Speed	Sect-2	Speed	Sect-3	Speed	Topspeed	laptime	pit
1	Pit Out	133.8	45.819	90.8	53.598			2:22.995		16	44.460	132.5	43.748	101.0	50.343		192.5	2:18.551	
2		45.567	147.1	45.246	103.9	53.256	191.2	2:24.069		17	44.041	140.1	43.271	98.2	49.687		192.2	2:16.999	
3		45.415	150.0	44.698	98.6	51.740	191.8	2:21.853		18	43.428	144.2	43.169	101.1	49.919		192.5	2:16.516	
4		44.857	150.6	45.168	95.7	51.845	191.8	2:21.870		19	43.448	154.3	43.008	99.5	49.447		191.8	2:15.903	
5	13:26.497	132.2	45.193	95.5	52.500		192.2	15:04.190		20	43.390	155.6	42.615	100.6	49.782		192.2	2:15.787	
6		44.919	147.3	44.981	<u>108.1</u>	52.060	192.5	2:21.960		21	43.456	154.3	43.339	91.7	Pit In		192.2	2:23.483	
7		44.670	147.1	44.609	99.7	51.030	192.5	2:20.309		22	Pit Out	154.1	43.095	100.7	49.246			3:28.158	
8		45.207	145.4	44.557	105.9	Pit In	192.5	2:28.353		23	43.371	155.4	42.920	96.3	49.100		192.2	2:15.391	
9	Pit Out	144.4	45.599	87.7	51.459			4:43.572		24	43.454	<u>160.2</u>	42.485	103.5	49.098		191.8	2:15.037	
10		44.727	158.4	44.420	94.7	51.893	192.5	2:21.040		25	43.250	156.1	42.478	101.2	49.036		192.2	2:14.764	
11		45.024	125.7	46.031	96.0	51.782	<u>192.9</u>	2:22.837		26	43.151	152.8	42.709	96.1	49.722		191.8	2:15.582	
12		44.548	157.2	44.694	95.2	50.706	191.8	2:19.948		27	43.090	153.0	42.873	100.1	<u>48.826</u>		191.8	2:14.789	
13		44.225	155.4	44.004	102.3	50.518	192.5	2:18.747		28	<u>42.904</u>	157.9	<u>42.351</u>	97.7	49.331		192.2	<u>2:14.586</u>	
14		44.274	154.3	44.718	97.6	Pit In	192.5	2:29.622		29	43.259	141.7	42.861	100.1	49.465		<u>192.9</u>	2:15.585	
15	Pit Out	135.5	44.147	95.3	51.940			5:22.793		30	43.429	139.7	43.788	95.7	Pit In		192.2	2:25.655	

91 Fidele-Fidele-Bonnetto																			
lap	Sect-1	Speed	Sect-2	Speed	Sect-3	Speed	TopSpeed	laptime	pit	lap	Sect-1	Speed	Sect-2	Speed	Sect-3	Speed	Topspeed	laptime	pit
1		47.408	132.0	48.052	84.4	54.438	187.2	2:29.898		14	44.689	142.7	44.232	94.0	50.661		189.8	2:19.582	
2		46.926	139.2	47.539	80.6	54.067	188.2	2:28.532		15	<u>43.849</u>	142.5	44.540	87.4	Pit In		192.5	2:29.268	
3		46.324	132.2	47.444	87.7	Pit In	191.8	2:37.283		16	Pit Out	142.7	44.068	98.5	50.667			5:38.590	
4	Pit Out	140.8	46.881	85.9	54.576			3:12.048		17	44.709	146.1	43.772	99.6	50.384		192.5	2:18.865	
5	20:48.791	104.0	50.412	77.6	53.528		192.5	22:32.731		18	44.137	<u>149.4</u>	43.853	<u>101.4</u>	51.061		192.5	2:19.051	
6		46.639	128.4	46.283	85.8	53.282	186.2	2:36.282		19	44.981	147.9	43.877	99.4	50.618		189.8	2:19.476	
7	Pit Out	128.9	45.643	87.3	1:00.285			3:06.350		20	44.446	142.3	43.928	95.6	50.712		189.8	2:19.086	
8		45.431	137.2	44.790	87.9	51.119	190.1	2:21.340		21	44.263	143.2	43.846	96.4	<u>50.369</u>		189.1	<u>2:18.478</u>	
9		44.605	135.3	45.699	93.5	51.536	192.2	2:21.840		22	44.338	145.6	<u>43.568</u>	101.2	Pit In		192.5	2:28.210	
10		45.110	148.8	44.183	89.2	50.518	<u>193.2</u>	2:19.811		23	Pit Out	137.8	45.967	94.5	54.069			3:39.179	
11		52.941	141.2	44.597	93.4	50.406	190.1	2:27.944		24	45.205	142.1	46.102	89.4	52.938		189.8	2:24.245	
12		44.536	141.9	45.189	93.9	50.817	192.2	2:20.542		25	44.878	145.9	45.660	93.2	52.405		192.2	2:22.943	
13		44.533	144.2	44.312	93.2	50.885	189.8	2:19.730		26	47.262	141.4	46.301	90.4	Pit In		180.0	2:38.245	

93 Pinto-Vidotto-Sierra																			
lap	Sect-1	Speed	Sect-2	Speed	Sect-3	Speed	TopSpeed	laptime	pit	lap	Sect-1	Speed	Sect-2	Speed	Sect-3	Speed	Topspeed	laptime	pit
1		49.132	134.7	48.801	87.2	55.771	187.2	2:33.704		15	45.115	140.6	44.960	93.9	51.496		192.2	2:21.571	
2		48.364	133.5	48.180	81.1	Pit In	181.8	2:41.457		16	46.509	124.6	45.266	94.1	51.895		192.2	2:23.670	
3	Pit Out	135.8	50.582	86.4	56.754			4:07.607		17	45.248	<u>149.8</u>	44.830	93.2	51.229		187.8	2:21.307	
4	12:09.247	125.6	51.002	89.9	56.475		189.5	13:56.724		18	45.005	136.5	45.041	88.3	Pit In		<u>192.5</u>	2:28.759	
5		48.929	140.6	49.155	93.8	56.639	184.3	2:34.723		19	Pit Out	134.3	45.132	91.5	51.509			4:05.801	
6		50.920	135.0	49.279	95.1	57.411	179.1	2:37.610		20	45.280	147.7	44.534	88.3	51.443		188.5	2:21.257	
7		49.199	130.9	48.446	94.2	56.211	188.2	2:33.856		21	45.292	145.6	<u>44.365</u>	94.2	51.858		187.2	2:21.515	
8		47.680	132.7	48.457	98.2	55.161	191.8	2:31.298		22	<u>44.751</u>	149.0	44.658	92.4	<u>50.604</u>		186.9	<u>2:20.013</u>	
9		47.959	128.3	49.502	91.0	Pit In	186.2	2:41.965		23	49.021	114.9	46.472	91.8	Pit In		189.1	2:37.178	
10	Pit Out	117.5	47.759	91.9	54.387			5:34.659		24	Pit Out	145.2	47.961	89.6	54.497			4:00.378	
11		46.235	128.9	48.266	80.8	53.706	191.2	2:28.207		25	47.045	132.8	48.595	91.5	54.952		183.7	2:30.592	
12		46.037	123.6	46.598	90.2	52.103	<u>192.5</u>	2:24.738		26	47.165	139.7	46.825	84.4	54.838		184.3	2:28.828	
13		45.655	124.3	45.699	93.2	51.751	192.2	2:23.105		27	47.609	140.8	46.707	90.4	54.826		182.4	2:29.142	
14		45.064	141.7	44.701	<u>100.7</u>	51.973	189.5	2:21.738		28	46.938	143.6	48.144	92.5	54.808		184.3	2:29.890	

116 Pelfrene-Beaucle																			
lap	Sect-1	Speed	Sect-2	Speed	Sect-3	Speed	TopSpeed	laptime	pit	lap	Sect-1	Speed	Sect-2	Speed	Sect-3	Speed	Topspeed	laptime	pit
1		46.900	141.9	46.799	87.9	54.302	192.2	2:28.001		16	44.947	139.9	44.868	94.2	52.465		187.2	2:22.280	
2		45.849	145.2	45.896	99.1	53.615	192.2	2:25.360		17	44.333	141.7	45.517	98.5	52.159		190.1	2:22.009	
3		46.390	144.8	46.909	88.7	52.757	187.8	2:26.056		18	45.006	145.2	45.044	95.1	51.870		191.2	2:21.920	
4		44.498	150.6	45.949	89.6	52.929	193.2	2:23.376		19	45.043	144.6	44.825	96.2	51.520		186.2	2:21.388	
5	13:01.321	121.5	47.015	105.8	52.536		193.2	14:40.872		20	44.613	145.9	44.466	95.4	51.228		187.5	2:20.307	
6		47.034	136.2	45.341	<u>107.6</u>	51.955	188.5	2:24.330		21	45.500	132.0	45.037	93.8	51.566		191.8	2:22.103	
7		44.891	141.9	45.296	103.0	52.265	189.8	2:22.452		22	45.113	142.3	44.233	98.7	Pit In		189.8	2:29.046	
8		44.954	146.1	44.359	103.8	51.904	190.5	2:21.217		23	Pit Out	151.9	44.171	96.6	51.162			3:49.547	
9		45.522	134.2	45.542	102.1	52.775	190.8	2:23.839		24	45.008	149.6	44.063	96.9	51.948		192.5	2:21.019	
10		45.077	<u>157.0</u>	44.154	103.6	51.162	185.6	2:20.393		25	44.200	155.4	43.852	97.2	52.670		192.9	2:20.722	
11		44.448	149.6	44.094	99.9	51.390	192.2	2:19.932 D		26	44.283	<u>157.0</u>	<u>43.169</u>	102.6	50.136		192.2	2:17.588	
12		59.023	133.0	45.069	95.2	Pit In	189.5	2:47.222		27	43.869	156.5	44.146	100.1	51.036		193.2	2:19.051	
13	Pit Out	130.8	45.470	93.2	52.424			6:15.858		28	<u>43.638</u>	149.8	43.688	101.6	50.460		192.9	2:17.786	
14		46.949	140.1	45.746	89.9	Pit In	172.8	2:34.248		29	44.280	153.8	43.202	101.4	<u>49.954</u>		<u>193.9</u>	<u>2:17.436</u>	
15	Pit Out	132.5	46.122	88.2	52.987			4:04.360		30	44.289	153.6	45.499	91.4	51.385		193.5	2:21.173	


FUN RACING CARS 2020 - PORTIMÃO

Autódromo Internacional do Algarve

FUN CUP

12 - 15 November 2020

Laps and Sector Times - Essais Qualifs

Autodromo Internacional Algarve - 4652 mtr.

133 Bastet-Bastet-Roger																			
lap	Sect-1	Speed	Sect-2	Speed	Sect-3	Speed	TopSpeed	laptime	pit	lap	Sect-1	Speed	Sect-2	Speed	Sect-3	Speed	Topspeed	laptime	pit
1	46.649	142.3	46.067	99.9	52.875		193.9	2:25.591		16	45.581	139.5	44.508	92.8	50.731		192.2	2:20.820	
2	46.005	140.8	46.353	91.8	52.497		192.9	2:24.855		17	44.677	143.8	44.471	95.7	Pit In		193.5	2:28.602	
3	44.776	147.5	45.521	97.5	51.711		191.8	2:22.008		18	Pit Out	114.9	48.314	92.2	56.800			5:47.375	
4	45.178	<u>158.8</u>	45.096	93.0	52.470		193.5	2:22.744		19	48.384	141.5	47.103	98.8	53.828		162.2	2:29.315	
5	13:09.162	130.6	46.092	95.6	52.704		191.2	14:47.958		20	46.053	139.7	47.747	100.1	53.432		192.2	2:27.232	
6	45.107	142.7	44.833	97.9	51.581		191.8	2:21.521		21	45.632	131.9	47.055	91.8	53.256		192.5	2:25.943	
7	44.972	142.9	44.724	92.1	51.489		192.5	2:21.185		22	46.007	137.1	47.404	82.8	54.625		192.2	2:28.036	
8	45.324	142.9	44.767	93.9	51.240		<u>194.2</u>	2:21.331		23	46.140	144.2	46.492	90.6	54.240		189.8	2:26.872	
9	44.589	137.6	44.854	88.7	50.987		193.2	2:20.430		24	46.132	145.9	46.443	98.5	53.547		186.9	2:26.122	
10	44.784	132.5	45.240	105.4	52.170		193.5	2:22.194		25	45.376	124.6	45.802	102.1	54.231		191.8	2:25.409	
11	44.549	147.3	44.396	89.2	50.966		192.2	2:19.911		26	46.852	147.5	46.833	97.4	53.491		184.6	2:27.176	
12	46.020	139.4	44.352	91.6	51.400		187.8	2:21.772		27	44.677	146.1	46.042	94.5	Pit In		<u>194.2</u>	2:34.407	
13	44.547	151.0	44.095	93.1	52.128		191.8	2:20.770		28	Pit Out	142.5	44.266	98.9	52.386			3:41.448	
14	45.813	148.1	44.787	91.3	51.574		192.9	2:22.174		29	<u>43.595</u>	<u>158.4</u>	<u>43.461</u>	<u>108.5</u>	50.944		192.2	2:18.000	
15	43.991	145.0	44.971	94.4	50.877		192.5	2:19.839		30	43.779	154.1	43.525	101.3	<u>50.501</u>		191.8	<u>2:17.805</u>	

154 Christophe Chapuzet-Cavailles-Nazon-Pradeilles																			
lap	Sect-1	Speed	Sect-2	Speed	Sect-3	Speed	TopSpeed	laptime	pit	lap	Sect-1	Speed	Sect-2	Speed	Sect-3	Speed	Topspeed	laptime	pit
1	Pit Out	121.6	47.522	87.9	57.416			2:27.382		15	52.029	113.1	48.840	84.0	Pit In		146.9	2:49.522	
2	45.809	133.7	46.238	89.9	53.667		186.5	2:25.714		16	Pit Out	111.7	50.604	88.9	57.536			4:18.800	
3	45.454	146.3	45.541	93.3	52.433		<u>192.2</u>	2:23.428		17	48.941	114.2	49.659	89.0	56.474		185.2	2:35.074	
4	45.735	144.0	45.147	88.2	52.342		187.2	2:23.224		18	49.946	114.0	48.824	84.7	56.185		167.7	2:34.955	
5	16:36.332	96.9	50.131	85.6	Pit In		186.2	18:35.972		19	48.955	121.3	48.886	84.1	57.604		183.4	2:35.445	
6	Pit Out	87.7	51.930	82.1	57.059			3:14.787		20	48.511	124.0	51.399	78.3	56.735		185.6	2:36.645	
7	49.844	109.2	49.983	75.6	1:07.865		158.4	2:47.692		21	48.859	124.0	47.821	82.8	55.519		172.8	2:32.199	
8	50.245	109.2	50.255	76.5	56.447		159.1	2:36.947		22	48.985	120.0	48.740	86.1	55.139		185.9	2:32.864	
9	49.999	112.4	49.698	79.3	55.807		152.3	2:35.504		23	47.522	127.5	48.697	89.6	58.764		186.9	2:34.983	
10	50.016	111.0	48.939	84.0	56.132		153.8	2:35.087		24	50.023	122.6	50.274	79.4	Pit In		165.9	2:48.520	
11	48.619	114.9	49.612	88.2	54.932		165.1	2:33.163		25	Pit Out	144.4	49.957	89.0	55.495			3:37.401	
12	49.617	97.3	50.159	82.3	56.113		158.8	2:35.889		26	44.717	151.3	43.726	<u>104.2</u>	51.112		191.8	<u>2:19.555</u>	
13	49.507	108.0	49.449	79.9	54.953		159.8	2:33.909		27	44.853	152.1	44.315	97.4	<u>50.737</u>		191.8	2:19.905	
14	48.135	115.4	48.702	84.5	55.229		172.0	2:32.066		28	<u>44.235</u>	<u>155.2</u>	<u>43.653</u>	102.4	51.684		187.8	2:19.572	

159 de Mont alier-Duchamp-de Buor-dos Santos-Martins-da Costa																			
lap	Sect-1	Speed	Sect-2	Speed	Sect-3	Speed	TopSpeed	laptime	pit	lap	Sect-1	Speed	Sect-2	Speed	Sect-3	Speed	Topspeed	laptime	pit
1	Pit Out	103.1	50.872	75.4	55.703			2:31.565		14	47.976	125.0	47.591	96.2	55.092		189.5	2:30.659	
2	48.654	122.6	48.504	83.9	55.689		186.9	2:32.847		15	47.092	140.3	46.768	99.1	53.532		181.8	2:27.392	
3	47.591	128.0	46.621	88.5	54.083		185.9	2:28.295		16	46.459	131.7	47.667	100.4	57.330		<u>193.2</u>	2:31.456	
4	47.090	128.1	46.142	91.1	54.612		189.5	2:27.844		17	46.569	138.5	47.067	102.0	54.340		190.1	2:27.976	
5	15:08.887	121.9	47.989	94.1	54.993		189.8	16:51.869		18	49.675	125.1	47.229	<u>104.7</u>	Pit In		174.8	2:44.003	
6	46.532	135.2	46.874	89.6	53.674		184.9	2:27.080	D	19	Pit Out	102.1	54.809	84.0	1:04.843			4:26.350	
7	48.479	135.0	47.763	92.3	53.551		189.8	2:29.793		20	52.941	111.8	53.053	88.5	1:00.302		170.9	2:46.296	
8	47.440	<u>144.6</u>	47.336	90.1	54.867		192.2	2:29.643		21	52.595	114.9	52.331	94.5	1:00.446		175.3	2:45.372	
9	46.762	141.2	46.378	94.6	53.394		186.5	2:26.534		22	51.997	122.3	53.156	87.4	Pit In		174.2	2:52.179	
10	<u>45.557</u>	140.4	<u>45.506</u>	96.8	53.075		192.2	2:24.138	D	23	Pit Out	124.3	46.948	83.0	53.247			3:47.918	
11	1:27.118	121.3	47.130	95.9	Pit In		192.2	3:21.295		24	47.911	123.4	46.141	90.8	53.907		186.2	2:27.959	
12	Pit Out	127.4	47.836	98.6	56.024			8:55.713		25	46.546	135.2	45.971	95.3	52.407		187.8	2:24.924	
13	48.522	128.7	48.267	98.5	55.822		189.1	2:32.611		26	45.571	143.0	45.894	96.8	<u>52.121</u>		<u>193.2</u>	<u>2:23.586</u>	

161 Maurin-Fernandes-Dieudonne-Jacquet																			
lap	Sect-1	Speed	Sect-2	Speed	Sect-3	Speed	TopSpeed	laptime	pit	lap	Sect-1	Speed	Sect-2	Speed	Sect-3	Speed	Topspeed	laptime	pit
1	47.129	131.5	47.203	95.2	53.528		191.2	2:27.860		17	45.777	147.9	46.327	95.1	51.506		192.9	2:23.610	
2	47.158	129.0	46.957	95.4	52.991		192.2	2:27.106		18	48.712	126.2	44.789	97.9	52.750		<u>193.5</u>	2:26.251	
3	46.926	126.5	46.480	99.7	53.275		192.9	2:26.681		19	46.271	140.3	45.229	90.8	52.030		192.9	2:23.530	
4	46.563	134.8	47.274	97.0	53.294		168.5	2:27.131		20	45.003	141.5	44.365	92.7	Pit In		192.5	2:30.286	
5	13:17.119	130.8	48.823	94.0	55.700		192.2	15:01.642		21	Pit Out	131.7	46.020	93.1	53.300			3:31.957	
6	47.700	133.5	48.512	90.3	53.866		186.9	2:30.078		22	45.888	134.7	45.795	99.4	51.779		190.5	2:23.462	
7	46.383	137.2	46.850	98.7	53.515		192.2	2:26.748		23	44.452	141.5	45.003	94.7	51.303		192.2	2:20.758	D
8	46.359	139.2	46.275	95.5	53.622		192.5	2:26.256		24	44.489	143.0	44.621	102.2	50.426		192.5	2:19.536	
9	46.561	150.6	47.066	87.4	53.202		190.8	2:26.829		25	44.901	137.1	44.539	97.6	50.773		192.5	2:20.213	
10	46.237	133.0	46.875	91.8	53.973		192.2	2:27.085		26	44.932	134.2	46.149	98.1	50.983		193.2	2:22.064	
11	45.777	134.5	46.050	95.7	53.510		192.9	2:25.337		27	45.299	148.1	44.528	99.3	51.366		187.8	2:21.193	
12	45.701	140.6	46.023	93.9	Pit In		192.5	2:32.307		28	<u>43.559</u>	<u>157.2</u>	44.740	92.8	50.398		193.2	2:18.697	
13	Pit Out	119.7	47.216	88.3	52.674			3:57.671		29	44.002	157.0	<u>43.525</u>	<u>102.6</u>	<u>50.192</u>		192.9	<u>2:17.719</u>	
14	45.560	137.9	45.798	96.3	51.700		191.8	2:23.058		30	44.442	151.5	44.164	90.8	50.682		192.9	2:19.288	


FUN RACING CARS 2020 - PORTIMÃO

Autódromo Internacional do Algarve

FUN CUP

12 - 15 November 2020

Laps and Sector Times - Essais Qualifs

Autodromo Internacional Algarve - 4652 mtr.

15	45.475	139.5	45.212	92.2	51.982	193.2	2:22.669	31	43.928	156.1	43.792	99.1	50.875	192.5	2:18.595
16	44.703	145.7	44.531	98.9	51.688	191.8	2:20.922	32							

172 Pigelet-Loriquier-Richard																			
lap	Sect-1	Speed	Sect-2	Speed	Sect-3	Speed	TopSpeed	laptime	pit	lap	Sect-1	Speed	Sect-2	Speed	Sect-3	Speed	Topspeed	laptime	pit
1	45.639	133.3	45.814	94.5	52.644		191.5	2:24.097		16	44.704	144.4	43.705	97.2	Pit In		188.8	2:26.243	
2	45.106	144.6	44.907	94.7	51.903		192.2	2:21.916		17	Pit Out	142.9	44.579	94.9	50.881			5:17.185	
3	44.968	136.0	45.322	94.9	51.331		191.8	2:21.621		18	43.784	146.5	43.828	97.4	50.648			191.8	2:18.260
4	44.746	147.5	44.470	97.3	50.815		192.2	2:20.031		19	44.036	142.1	43.423	92.9	50.056			189.8	2:17.515
5	15:35.659	104.5	51.692	80.8	56.242		188.5	17:23.593		20	<u>43.446</u>	155.2	<u>43.345</u>	99.0	<u>49.840</u>			191.8	2:16.631 D
6	47.519	126.8	46.792	84.2	54.099		186.9	2:28.410		21	43.541	145.0	43.646	95.8	50.595			<u>192.5</u>	2:17.782
7	46.011	133.8	45.707	98.8	52.858		190.1	2:24.576		22	43.604	142.5	43.590	99.1	50.297			191.8	<u>2:17.491</u>
8	45.259	138.5	45.638	93.3	52.248		189.5	2:23.145		23	43.817	151.3	43.717	94.7	Pit In			191.2	2:27.217
9	46.472	122.0	46.277	91.7	Pit In		165.1	2:34.808		24	Pit Out	147.9	43.711	<u>111.8</u>	50.830				4:00.729
10	Pit Out	125.0	48.046	85.2	53.920			3:21.177		25	44.362	142.7	43.736	98.7	50.402			192.2	2:18.500
11	44.774	136.9	45.278	93.1	51.721		190.8	2:21.773		26	44.390	144.8	43.792	108.4	50.295			188.8	2:18.477
12	44.698	135.8	45.647	97.9	52.026		<u>192.5</u>	2:22.371		27	44.424	136.2	44.035	105.5	50.426			190.1	2:18.885
13	44.793	134.8	44.942	93.0	51.683		190.5	2:21.418		28	44.090	<u>159.8</u>	44.373	100.4	50.277			190.8	2:18.740
14	44.866	139.2	44.660	92.9	50.826		188.5	2:20.352		29	44.618	133.2	43.756	99.5	50.003			191.2	2:18.377
15	44.591	141.7	43.956	95.2	51.042		189.1	2:19.589		30									

193 Parigi-Fournier-Adler-Pierre Martin																			
lap	Sect-1	Speed	Sect-2	Speed	Sect-3	Speed	TopSpeed	laptime	pit	lap	Sect-1	Speed	Sect-2	Speed	Sect-3	Speed	Topspeed	laptime	pit
1	47.428	120.4	48.741	84.8	55.040		191.8	2:31.209		15	46.777	129.8	47.195	94.8	53.148			188.2	2:27.120
2	46.981	127.2	47.634	90.9	54.752		192.5	2:29.367		16	46.175	130.3	47.200	89.3	53.818			188.5	2:27.193
3	46.665	140.1	46.986	85.9	54.911		191.8	2:28.562		17	46.334	132.0	46.568	91.8	51.985			192.5	2:24.887
4	47.843	123.4	49.041	85.6	57.399		177.6	2:34.283		18	45.701	133.7	46.127	91.3	52.869			191.5	2:24.697
5	12:59.732	130.4	47.214	92.0	55.462		<u>193.2</u>	14:42.408		19	46.913	133.2	46.171	92.4	51.973			178.8	2:25.057
6	47.609	125.6	47.463	91.5	54.239		189.8	2:29.311		20	45.786	131.2	46.314	87.1	Pit In			187.2	2:34.726
7	46.441	136.0	46.467	92.7	54.390		192.2	2:27.298		21	Pit Out	124.3	47.611	89.7	52.590				4:31.954
8	46.819	126.0	46.519	87.0	54.113		180.0	2:27.451		22	47.158	132.4	46.468	93.2	53.111			189.8	2:26.737
9	46.021	141.0	46.727	89.7	53.632		192.2	2:26.380		23	45.732	137.1	46.080	96.1	52.383			188.5	2:24.195
10	45.774	134.5	47.306	84.6	53.187		191.8	2:26.267		24	45.682	136.5	45.676	94.1	51.912			188.8	2:23.270
11	45.847	120.4	47.303	86.3	Pit In		192.5	2:36.790		25	<u>45.460</u>	139.9	45.804	97.9	52.693			190.1	2:23.957
12	Pit Out	127.7	47.336	92.0	54.283			4:08.871		26	45.480	<u>148.8</u>	45.545	94.6	51.911			180.6	<u>2:22.936</u>
13	47.198	125.0	47.005	96.6	52.367		192.2	2:26.570		27	45.884	139.2	<u>45.469</u>	<u>100.4</u>	<u>51.845</u>			185.2	2:23.198
14	46.450	128.7	47.372	93.1	52.653		189.5	2:26.475		28	47.444	120.4	47.154	91.4	Pit In			167.2	2:42.565

259 ROBI N-ROBI N-ROBI N																			
lap	Sect-1	Speed	Sect-2	Speed	Sect-3	Speed	TopSpeed	laptime	pit	lap	Sect-1	Speed	Sect-2	Speed	Sect-3	Speed	Topspeed	laptime	pit
1	Pit Out	120.9	46.432	97.5	53.247			2:22.499		12	46.930	135.7	47.182	78.1	54.230			190.1	2:28.342
2	45.168	138.5	44.763	<u>104.4</u>	52.205		192.5	2:22.136		13	46.429	134.7	46.881	78.3	53.782			190.1	2:27.092
3	44.867	139.0	45.591	93.6	51.887		193.2	2:22.345		14	46.376	135.8	46.514	86.7	54.453			191.2	2:27.343
4	12:16.884	132.2	45.240	101.4	52.310		49.4	13:54.434		15	46.380	143.4	46.143	79.6	54.078			189.1	2:26.601
5	45.270	139.9	44.937	93.8	51.796		189.1	2:22.003		16	46.808	145.9	47.861	89.5	Pit In			189.5	2:38.422
6	45.251	135.3	44.819	100.6	51.182		<u>193.9</u>	2:21.252		17	Pit Out	129.8	45.422	99.2	51.144				13:33.662
7	44.506	143.8	44.423	95.4	50.911		191.8	2:19.840		18	44.245	141.7	43.808	101.1	49.956			191.5	2:18.009
8	44.658	146.3	44.506	99.9	Pit In		191.5	2:27.853		19	43.507	146.9	43.116	99.7	49.899			192.5	<u>2:16.522</u>
9	Pit Out	122.2	48.329	83.5	55.897			10:16.327		20	43.595	<u>153.2</u>	43.301	103.9	50.336			193.2	2:17.232
10	46.477	123.6	48.105	84.1	55.758		192.9	2:30.340		21	<u>43.419</u>	143.0	<u>43.093</u>	99.8	<u>49.861</u>			192.5	2:16.373 D
11	47.112	128.1	47.708	91.3	55.021		187.8	2:29.841		22	45.628	146.7	44.577	100.8	Pit In			192.5	2:27.509

264 Garcia-Ammari-Pittinoli-Maire																			
lap	Sect-1	Speed	Sect-2	Speed	Sect-3	Speed	TopSpeed	laptime	pit	lap	Sect-1	Speed	Sect-2	Speed	Sect-3	Speed	Topspeed	laptime	pit
1	50.339	110.9	53.161	74.0	1:00.849		170.1	2:44.349		14	50.456	114.6	49.845	84.7	57.831			175.3	2:38.132
2	52.178	113.7	56.507	79.1	59.844		178.5	2:48.529		15	49.334	127.8	48.915	92.2	57.798			188.8	2:36.047
3	49.977	119.9	51.249	87.9	59.499		173.9	2:40.725		16	49.021	124.7	48.802	<u>94.7</u>	56.975			177.6	2:34.798
4	49.942	117.1	49.442	84.0	57.545		180.0	2:36.929		17	49.512	124.4	49.377	93.8	58.535			180.0	2:37.424
5	14:48.315	124.9	55.564	85.4	1:01.439		185.9	16:45.318		18	51.350	121.2	50.711	84.5	Pit In			165.9	2:53.100
6	52.620	120.9	54.911	83.8	59.731		170.6	2:47.262		19	Pit Out	113.1	50.444	80.0	56.281				4:19.077
7	51.324	120.3	53.170	78.6	1:00.318		175.3	2:44.812		20	50.477	132.8	48.887	90.2	55.276			183.7	2:34.640
8	51.145	116.0	52.665	86.4	59.876		173.9	2:43.686		21	47.616	129.8	47.886	89.7	<u>54.794</u>			185.2	<u>2:30.296</u>
9	50.866	122.4	53.687	79.1	59.173		176.5	2:43.726		22	48.638	123.6	47.970	93.5	54.889			<u>190.8</u>	2:31.497
10	50.464	116.0	52.706	85.6	59.886		180.9	2:43.056		23	47.860	139.0	<u>46.826</u>	89.9	55.742			186.5	2:30.428
11	51.042	119.2	52.531	80.4	58.600		177.6	2:42.173		24	<u>47.022</u>	<u>146.5</u>	48.174	91.7	Pit In			182.4	2:42.280
12	49.606	119.7	50.256	91.3	Pit In		176.2	2:45.909		25	Pit Out	113.1	56.068	83.3	1:06.445				5:12.961
13	Pit Out	113.2	51.471	88.2	58.651			5:21.239		26	53.981	114.9	55.241	82.2	1:04.278			174.2	2:53.500


FUN RACING CARS 2020 - PORTIMÃO

Autódromo Internacional do Algarve

FUN CUP

12 - 15 November 2020

Laps and Sector Times - Essais Qualifs

Autodromo Internacional Algarve - 4652 mtr.

280		Renneteau-Donniacuo-Caprasse-Nivarlet-Balthazar																	
lap	Sect-1	Speed	Sect-2	Speed	Sect-3	Speed	TopSpeed	laptime	pit	lap	Sect-1	Speed	Sect-2	Speed	Sect-3	Speed	Topspeed	laptime	pit
1	44.315	141.5	43.852	100.2	50.365		191.2	2:18.532		13	43.790	147.1	43.656	103.6	49.914		192.5	2:17.360	
2	51.264	86.6	45.392	96.3	50.847		126.3	2:27.503		14	44.439	151.7	43.404	104.3	49.944		<u>193.2</u>	2:17.787	
3	43.454	153.8	43.652	103.1	50.035		192.5	2:17.141		15	43.913	139.7	43.810	<u>108.2</u>	49.275		192.5	2:16.998	
4	45.293	<u>155.2</u>	43.329	96.8	Pit In		190.8	2:25.775		16	43.298	142.5	43.038	107.2	49.339		192.9	2:15.675	
5	Pit Out	126.6	45.636	85.9	51.281			15:28.754		17	<u>43.066</u>	151.5	42.989	102.7	Pit In		192.2	2:24.623	
6	44.771	137.8	45.303	87.7	50.808		192.9	2:20.882		18	Pit Out	111.9	50.659	87.7	53.138			20:52.185	
7	44.440	143.8	44.725	84.6	50.800		192.5	2:19.965		19	47.387	129.5	51.060	83.7	51.914		165.1	2:30.361	
8	44.262	138.6	44.256	91.8	50.589		190.5	2:19.107		20	44.050	140.4	43.198	102.1	<u>49.274</u>		190.5	2:16.522	
9	44.132	145.0	43.946	92.6	49.778		191.2	2:17.856		21	43.657	142.3	42.898	96.7	49.857		191.8	2:16.412	
10	44.050	145.9	43.488	97.3	50.151		192.5	2:17.689		22	43.212	150.4	<u>42.835</u>	100.0	49.288		191.8	<u>2:15.335</u>	
11	44.916	139.9	45.131	89.6	Pit In		191.2	2:28.567		23	43.075	150.2	43.370	96.9	Pit In		<u>193.2</u>	2:28.306	
12	Pit Out	135.0	43.970	106.6	50.430			3:48.621		24									

282		Steinlin-Perez-Moerenhout																	
lap	Sect-1	Speed	Sect-2	Speed	Sect-3	Speed	TopSpeed	laptime	pit	lap	Sect-1	Speed	Sect-2	Speed	Sect-3	Speed	Topspeed	laptime	pit
1	47.908	122.7	47.151	97.8	53.804		186.5	2:28.863		15	46.970	128.0	48.614	82.3	55.092		189.5	2:30.676	
2	47.206	130.0	46.235	95.2	52.703		191.2	2:26.144		16	45.993	127.1	49.931	88.8	55.271		192.5	2:31.195	
3	45.960	135.2	45.576	99.7	53.831		192.9	2:25.367		17	46.194	129.8	47.249	91.8	54.249		189.8	2:27.692	
4	45.626	137.1	46.020	98.6	Pit In		192.9	2:33.917		18	46.558	137.8	46.089	98.3	53.957		189.8	2:26.604	
5	Pit Out	109.5	48.665	89.4	52.840			16:38.327		19	45.862	130.4	46.669	93.8	53.129		191.2	2:25.660	
6	46.145	120.0	46.777	90.0	52.945		192.5	2:25.867		20	46.606	140.6	45.988	92.5	Pit In		190.1	2:34.270	
7	46.009	132.4	45.722	87.9	53.472		192.2	2:25.203		21	Pit Out	140.3	44.951	99.9	51.907			3:57.028	
8	45.504	139.5	44.946	89.3	52.456		191.5	2:22.906		22	44.600	145.2	44.207	101.9	51.921		192.5	2:20.728	
9	45.441	125.3	45.523	94.5	53.573		191.5	2:24.537		23	44.107	154.9	44.329	84.6	51.135		192.2	2:19.571	
10	44.766	135.2	45.088	90.0	51.566		192.9	2:21.420		24	44.795	149.4	43.746	104.0	50.087		192.2	2:18.628	
11	44.495	133.8	44.364	92.5	51.298		192.2	2:20.157		25	43.796	156.7	44.099	<u>104.2</u>	50.857		192.9	2:18.752	
12	46.192	125.7	45.765	88.8	Pit In		191.8	2:36.560		26	<u>43.631</u>	149.6	44.208	99.3	50.497		193.2	2:18.336	
13	Pit Out	95.5	51.387	72.7	56.882			9:24.787		27	43.738	<u>157.0</u>	<u>43.342</u>	97.1	<u>49.883</u>		192.5	<u>2:16.963</u>	
14	47.110	113.4	48.616	85.5	55.398		192.5	2:31.124		28	44.802	137.8	46.262	91.0	51.157		<u>193.9</u>	2:22.221	

288		Wimez-Koening-Legras-de Villaucourt																	
lap	Sect-1	Speed	Sect-2	Speed	Sect-3	Speed	TopSpeed	laptime	pit	lap	Sect-1	Speed	Sect-2	Speed	Sect-3	Speed	Topspeed	laptime	pit
1	50.353	108.0	49.439	82.4	55.890		188.2	2:35.682		16	46.239	136.9	45.466	100.7	52.501		191.5	2:24.206	
2	47.877	131.2	48.524	77.6	56.124		192.5	2:32.525		17	45.970	129.3	44.995	100.2	53.133		184.0	2:24.098	
3	46.830	139.0	48.079	80.4	55.069		192.5	2:29.978		18	45.543	143.2	46.669	99.7	52.148		188.8	2:24.360	
4	47.109	125.3	50.140	81.9	55.904		190.8	2:33.153		19	45.309	135.8	46.605	99.1	Pit In		191.2	2:33.961	
5	13:20.784	122.9	48.786	80.1	55.860		191.2	15:05.430		20	Pit Out	119.9	48.065	86.9	53.446			4:19.988	
6	48.046	118.4	47.778	87.9	56.197		186.9	2:32.021		21	46.248	125.9	46.184	91.8	52.969		187.8	2:25.401	
7	47.536	123.0	48.632	84.4	55.142		190.5	2:31.310		22	54.222	126.2	46.561	91.3	52.913		188.5	2:33.696	
8	47.411	128.4	48.321	76.3	55.927		189.8	2:31.659		23	46.123	133.5	45.814	93.5	52.667		191.8	2:24.604	
9	47.979	124.3	47.531	84.0	55.565		187.8	2:31.075		24	45.936	140.1	46.098	91.2	Pit In		187.8	2:33.815	
10	47.019	134.5	47.652	77.2	55.523		187.5	2:30.194		25	Pit Out	147.1	45.903	84.8	54.474			3:35.295	
11	47.543	125.0	49.089	80.6	Pit In		190.8	2:44.948		26	45.241	154.5	45.172	81.4	53.175		191.8	2:23.588	
12	Pit Out	137.1	45.348	<u>104.2</u>	52.094			3:38.852		27	45.502	145.0	45.231	82.3	52.738		189.8	2:23.471	
13	45.740	144.2	<u>44.602</u>	99.2	52.179		<u>192.9</u>	2:22.521		28	45.514	<u>157.0</u>	44.998	86.0	52.169		189.5	2:22.681	
14	<u>44.875</u>	137.8	45.123	101.9	51.932		191.2	2:21.930	D	29	45.356	156.7	45.233	84.4	<u>51.919</u>		189.1	<u>2:22.508</u>	
15	45.353	134.7	45.598	95.8	52.203		188.8	2:23.154		30									

298		Dours-Dours-Migault																	
lap	Sect-1	Speed	Sect-2	Speed	Sect-3	Speed	TopSpeed	laptime	pit	lap	Sect-1	Speed	Sect-2	Speed	Sect-3	Speed	Topspeed	laptime	pit
1	46.858	129.7	47.426	88.7	54.874		181.8	2:29.158		15	47.181	137.8	47.915	80.4	55.746		188.2	2:30.842	
2	46.000	137.4	47.136	89.7	53.722		192.9	2:26.858		16	46.812	141.2	48.478	87.3	54.860		192.5	2:30.150	
3	45.705	129.8	47.236	86.3	53.730		192.5	2:26.671		17	47.537	142.9	49.237	82.0	56.347		191.5	2:33.121	
4	46.146	127.7	47.156	92.2	53.022		<u>193.5</u>	2:26.324		18	46.744	<u>150.6</u>	48.058	89.3	55.652		191.5	2:30.454	
5	14:17.999	131.1	46.286	101.4	54.111		192.2	15:58.396		19	47.007	127.8	47.695	89.0	Pit In		189.8	2:38.045	
6	46.699	139.5	46.458	92.9	53.521		191.5	2:26.678		20	Pit Out	127.5	46.299	90.4	52.377			6:35.242	
7	45.543	124.6	46.332	87.7	52.968		192.2	2:24.843		21	47.737	134.7	46.013	97.5	52.439		192.9	2:26.189	
8	45.327	133.5	45.717	101.7	53.610		191.8	2:24.654		22	44.904	132.2	45.268	93.8	52.480		191.8	2:22.652	D
9	45.651	148.8	45.899	98.0	53.256		192.2	2:24.806		23	<u>44.086</u>	150.4	44.434	92.6	51.541		192.9	2:20.061	
10	46.192	143.8	45.565	98.6	53.411		191.8	2:25.168		24	45.737	144.0	44.648	93.4	51.509		192.5	2:31.894	
11	48.283	142.5	45.666	96.9	52.793		182.7	2:26.742		25	44.861	133.8	44.503	86.1	52.105		191.8	2:21.469	
12	45.341	135.8	46.388	98.5	53.065		191.8	2:24.794		26	45.147	148.6	44.675	86.1	Pit In		192.9	2:30.505	
13	46.111	138.3	44.920	95.2	Pit In		192.2	2:33.233		27	Pit Out	141.9	44.657	97.3	51.505			3:27.555	
14	Pit Out	137.6	49.643	83.3	56.491			4:04.520		28	44.183	142.3	<u>43.962</u>	102.5	<u>51.160</u>		190.5	<u>2:19.305</u>	


FUN RACING CARS 2020 - PORTIMÃO

Autódromo Internacional do Algarve

FUN CUP

12 - 15 November 2020

Laps and Sector Times - Essais Qualifs

Autodromo Internacional Algarve - 4652 mtr.

352										Deregge-Hijts-Smets									
lap	Sect-1	Speed	Sect-2	Speed	Sect-3	Speed	TopSpeed	laptime	pit	lap	Sect-1	Speed	Sect-2	Speed	Sect-3	Speed	Topspeed	laptime	pit
1	47.002	129.7	48.330	84.0	54.103		191.5	2:29.435		16	45.511	142.3	45.694	99.5	52.293		190.8	2:23.498	
2	47.710	125.7	47.237	83.7	53.091		189.8	2:28.038		17	46.399	<u>154.3</u>	46.813	95.6	Pit In		191.8	2:36.867	
3	47.378	123.7	47.048	90.3	53.797		192.5	2:28.223		18	Pit Out	96.9	47.073	89.1	53.697		5:02.030		
4	47.007	115.9	47.794	90.5	53.376		192.9	2:28.177		19	45.938	127.4	45.664	99.4	51.907		192.5	2:23.509	
5	13:01.020	136.9	47.272	95.7	55.632		<u>193.2</u>	14:43.924		20	45.377	134.7	45.507	87.2	51.497		190.5	2:22.381	
6	47.150	128.9	47.152	89.9	53.513		187.8	2:27.815		21	45.383	116.5	44.700	104.8	52.864		191.5	2:22.947	
7	45.779	141.7	46.124	87.1	52.704		190.8	2:24.607		22	45.195	119.3	45.789	94.3	51.319		190.8	2:22.303	
8	45.889	137.6	46.606	89.0	Pit In		192.5	2:33.732		23	44.655	125.6	45.391	91.2	Pit In		192.5	2:32.964	
9	Pit Out	123.6	48.317	102.7	55.700			4:00.260		24	Pit Out	116.1	49.152	79.5	54.687		5:43.741		
10	48.426	123.0	49.293	89.3	54.516		191.5	2:32.235		25	46.295	111.8	45.681	92.9	52.363		187.8	2:24.339	
11	47.453	131.7	47.037	94.1	53.602		190.1	2:28.092		26	45.532	128.7	46.818	83.9	52.036		191.8	2:24.386	
12	46.219	139.4	46.655	96.8	53.139		190.8	2:26.013		27	44.398	131.7	44.705	87.6	<u>50.842</u>		192.2	<u>2:19.945</u>	
13	47.013	132.2	46.057	98.6	53.163		190.5	2:26.233		28	<u>44.388</u>	127.4	44.797	96.7	50.972		192.5	2:20.157	
14	45.789	149.0	45.978	104.8	53.612		191.8	2:25.379		29	44.654	131.2	<u>44.366</u>	93.3	51.396		191.8	2:20.416	
15	45.962	137.1	45.584	<u>107.6</u>	54.050		189.8	2:25.596		30									

408										Jacson-Margot-Fontanel									
lap	Sect-1	Speed	Sect-2	Speed	Sect-3	Speed	TopSpeed	laptime	pit	lap	Sect-1	Speed	Sect-2	Speed	Sect-3	Speed	Topspeed	laptime	pit
1	45.825	127.7	45.203	92.9	52.224		191.8	2:23.252		16	45.201	141.0	44.484	97.4	51.925		188.5	2:21.610	
2	45.664	120.9	45.586	95.7	52.272		<u>193.5</u>	2:23.522		17	45.079	141.9	43.646	98.7	51.156		191.8	2:19.881	
3	45.774	134.2	44.850	93.7	51.788		179.7	2:22.412		18	44.565	126.6	44.982	99.3	50.962		192.2	2:20.509	
4	45.119	130.8	44.868	92.7	51.466		193.2	2:21.453		19	44.885	136.4	43.925	<u>110.3</u>	52.403		192.2	2:21.213	
5	14:21.131	120.9	46.088	95.3	52.796		192.5	16:00.015		20	44.883	134.0	43.885	109.2	Pit In		191.8	2:27.161	
6	46.026	127.1	45.560	97.8	52.114		190.1	2:23.700		21	Pit Out	91.9	52.766	90.7	50.630		5:05.738		
7	45.287	136.2	45.146	97.7	51.897		191.8	2:22.330		22	<u>43.854</u>	148.8	43.631	97.8	49.863		192.9	2:17.348 D	
8	45.630	138.1	44.731	100.4	51.135		192.2	2:21.496		23	43.881	149.6	<u>43.181</u>	105.1	50.218		192.5	<u>2:17.280</u>	
9	44.778	137.6	44.196	101.3	50.707		192.2	2:19.681		24	44.399	133.0	43.522	107.2	51.396		<u>193.5</u>	2:19.317	
10	44.851	136.7	44.908	88.1	51.028		<u>193.5</u>	2:20.787		25	44.114	144.4	43.261	106.5	50.447		191.2	2:17.822	
11	45.088	119.5	44.728	98.1	51.406		192.2	2:21.222		26	44.298	<u>153.0</u>	43.555	99.9	<u>49.755</u>		192.2	2:17.608	
12	45.177	137.9	44.628	95.7	Pit In		191.8	2:30.659		27	44.796	145.6	44.042	95.4	49.978		192.9	2:18.816	
13	Pit Out	123.4	45.763	101.8	51.770			4:03.958		28	45.143	139.7	46.323	95.2	Pit In		167.2	2:32.826	
14	45.654	131.1	45.092	102.3	51.514		192.2	2:22.260		29	Pit Out	141.9	46.865	91.8	Pit In		5:40.152		
15	1:02.418	85.5	1:12.149	83.3	1:09.904		183.7	3:24.471		30									

416										Guyard-da Costa-Alonso-Eburderie-Lemma									
lap	Sect-1	Speed	Sect-2	Speed	Sect-3	Speed	TopSpeed	laptime	pit	lap	Sect-1	Speed	Sect-2	Speed	Sect-3	Speed	Topspeed	laptime	pit
1	47.184	119.6	47.373	76.0	53.105		192.5	2:27.662		16	44.169	139.9	44.610	98.7	52.751		193.2	2:21.530	
2	45.991	129.7	45.323	98.6	52.509		191.8	2:23.823		17	44.873	147.3	44.595	95.8	50.408		188.8	2:19.876	
3	45.807	134.3	45.712	94.8	53.183		188.2	2:24.702		18	44.275	151.3	44.518	99.3	1:00.823		192.2	2:29.616	
4	45.748	129.2	46.389	96.3	52.928		191.8	2:25.065		19	44.790	140.3	44.741	101.1	Pit In		189.1	2:27.038	
5	12:10.226	137.2	46.077	94.7	53.016		192.5	13:49.319		20	Pit Out	134.5	45.214	100.3	50.997		4:49.991		
6	46.119	136.2	45.920	86.6	53.005		187.8	2:25.044		21	44.611	142.7	45.330	100.2	50.866		191.8	2:20.807	
7	46.084	129.3	45.088	102.9	52.287		192.9	2:23.459		22	44.576	151.0	44.962	105.3	Pit In		192.2	2:27.254	
8	45.143	142.7	44.484	103.3	52.108		193.2	2:21.735		23	Pit Out	138.3	44.024	98.8	50.517		4:15.240		
9	44.938	144.8	44.518	107.8	52.173		188.2	2:21.629		24	46.295	133.3	45.563	101.2	50.543		<u>194.6</u>	2:22.401	
10	45.753	135.0	45.079	95.2	Pit In		187.5	2:32.590		25	44.844	136.9	45.339	100.4	50.239		193.2	2:20.422	
11	Pit Out	126.8	45.491	97.3	52.110			6:57.543		26	44.026	145.0	43.681	101.2	<u>49.709</u>		192.9	2:17.416	
12	45.436	138.6	44.883	99.5	51.100		192.5	2:21.419		27	43.652	<u>156.5</u>	<u>43.144</u>	<u>108.5</u>	50.146		192.2	<u>2:16.942</u>	
13	49.723	84.6	55.811	98.1	51.429		191.8	2:36.963		28	44.068	147.1	43.259	97.5	49.788		192.2	2:17.115	
14	44.791	133.3	45.010	97.0	50.980		192.9	2:20.781		29	<u>43.392</u>	146.3	43.849	95.2	49.894		193.9	2:17.135	
15	45.045	140.1	44.277	97.6	51.117		193.2	2:20.439		30									

423										Maltez-Morales									
lap	Sect-1	Speed	Sect-2	Speed	Sect-3	Speed	TopSpeed	laptime	pit	lap	Sect-1	Speed	Sect-2	Speed	Sect-3	Speed	Topspeed	laptime	pit
1	51.438	101.3	50.419	88.5	57.014		150.4	2:38.871		16	46.291	132.4	45.582	92.0	51.998		190.1	2:23.871	
2	50.218	115.3	49.238	91.1	55.777		164.1	2:35.233		17	45.474	146.3	45.111	88.5	51.983		190.5	2:22.568	
3	49.525	128.6	48.977	94.6	55.529		168.5	2:34.031		18	45.636	140.6	44.743	83.1	51.191		190.1	2:21.570	
4	48.681	140.3	49.262	95.1	56.434		172.2	2:34.377		19	44.970	130.6	44.787	93.4	50.926		192.2	2:20.683	
5	16:19.426	120.7	48.569	88.9	56.172		178.5	18:04.167		20	44.795	137.6	45.590	89.7	51.504		192.5	2:21.889	
6	47.940	134.3	47.597	85.5	54.110		184.6	2:29.647 D		21	44.973	143.2	44.624	89.3	51.239		189.8	2:20.836	
7	47.777	142.7	47.560	84.0	55.104		192.2	2:30.441		22	44.729	147.3	44.528	94.4	51.008		192.5	2:20.265 D	
8	49.334	122.6	49.681	76.8	55.668		172.0	2:34.683		23	44.630	137.8	44.641	90.5	51.239		192.2	2:20.510	
9	47.857	134.0	46.192	<u>100.9</u>	53.674		181.5	2:27.723		24	44.920	145.0	44.516	90.7	51.225		192.5	2:20.661	
10	47.813	144.2	47.951	92.9	58.571		192.5	2:34.335		25	45.007	148.6	44.144	92.3	50.834		192.2	2:19.985	
11	48.123	144.0	47.229	84.5	1:07.924		187.5	2:43.276		26	44.585	144.8	43.977	89.5	50.880		192.2	2:19.442	
12	49.273	116.8	50.365	82.6	Pit In		185.6	2:50.081		27	44.630	153.0	44.085	89.6	50.754		191.5	2:19.469	


FUN RACING CARS 2020 - PORTIMÃO

Autódromo Internacional do Algarve

FUN CUP

12 - 15 November 2020

Laps and Sector Times - Essais Qualifs

Autodromo Internacional Algarve - 4652 mtr.

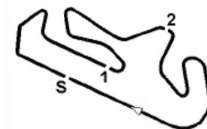
13	Pit Out	109.8	47.582	88.3	54.747		6:51.211	28	<u>44.584</u>	148.4	<u>43.749</u>	96.0	<u>50.228</u>	<u>192.9</u>	<u>2:18.561</u>		
14		47.466	122.9	46.250	91.1	52.587		192.2	2:26.303	29	44.747	<u>157.0</u>	45.982	86.3	51.786	192.5	2:22.515
15		45.046	127.8	45.788	86.7	52.245		192.5	2:23.079	30							

424 Lemoine-Lalmand-Leenders																			
lap	Sect-1	Speed	Sect-2	Speed	Sect-3	Speed	TopSpeed	laptime	pit	lap	Sect-1	Speed	Sect-2	Speed	Sect-3	Speed	Topspeed	laptime	pit
1	44.415	139.7	44.260	102.9	51.425		191.8	2:20.100		13	43.631	151.7	43.030	97.4	49.988		192.5	2:16.649	
2	44.355	139.2	44.277	97.8	50.195		192.2	2:18.827		14	43.146	<u>158.1</u>	42.652	96.1	49.920		192.2	2:15.718	
3	43.931	141.5	44.471	95.0	50.979		<u>193.2</u>	2:19.381		15	43.223	151.7	42.609	99.4	52.614		192.2	2:18.446	
4	43.750	143.4	43.527	97.2	50.663		<u>193.2</u>	2:17.940		16	43.398	155.2	43.006	96.4	49.661		191.8	2:16.065	
5	16:04.335	137.4	46.539	103.0	54.099		0.1	17:44.973		17	43.485	157.4	43.402	95.9	Pit In		191.8	2:24.290	
6	47.668	135.7	46.990	99.6	53.306		192.5	2:27.964		18	Pit Out	124.7	43.677	97.5	49.799			18:18.017	
7	46.123	134.5	45.996	96.9	52.967		192.9	2:25.086		19	43.470	149.2	42.690	94.7	49.517		191.5	2:15.677	
8	45.376	137.1	46.016	98.5	53.212		192.9	2:24.604		20	43.438	154.7	42.503	100.6	49.965		192.2	2:15.906	
9	45.874	132.2	47.230	91.2	Pit In		190.8	2:39.168		21	43.532	157.0	42.610	92.0	49.604		189.8	2:15.746	
10	Pit Out	133.5	44.122	100.2	50.848			6:19.284		22	43.531	156.3	42.630	95.3	<u>49.274</u>		190.1	2:15.435	
11	44.091	143.4	43.639	<u>107.5</u>	50.802		192.5	2:18.532		23	<u>43.144</u>	157.4	<u>42.186</u>	102.0	49.619		191.5	<u>2:14.949</u>	
12	43.685	143.2	43.068	100.1	50.246		192.2	2:16.999		24									

427 Pierre Ruffino-Roches-Courtine																			
lap	Sect-1	Speed	Sect-2	Speed	Sect-3	Speed	TopSpeed	laptime	pit	lap	Sect-1	Speed	Sect-2	Speed	Sect-3	Speed	Topspeed	laptime	pit
1	47.139	133.8	48.103	92.4	54.038		188.5	2:29.280		16	Pit Out	111.7	48.620	92.4	55.087			5:22.203	
2	46.434	137.9	47.372	100.5	53.245		186.5	2:27.051		17	45.805	139.9	45.072	105.1	52.165		191.5	2:23.042	
3	46.097	145.0	46.081	106.5	53.143		187.5	2:25.321		18	45.671	138.3	45.401	99.6	51.804		186.2	2:22.876	
4	45.486	145.9	45.628	101.7	52.487		188.8	2:23.601		19	44.660	143.8	44.225	101.9	52.071		191.8	2:20.956	
5	13:42.873	115.9	49.454	94.7	57.040		188.2	15:29.367		20	45.101	144.0	44.943	95.7	51.515		189.8	2:21.559	
6	48.167	119.7	50.014	83.9	54.397		169.8	2:32.578		21	45.248	142.7	44.343	107.0	Pit In		191.8	2:32.030	
7	46.783	124.6	47.575	90.7	54.271		192.2	2:28.629		22	Pit Out	113.0	49.494	98.1	52.107			4:54.682	
8	46.597	134.5	47.049	84.2	1:00.608		192.2	2:34.254		23	45.218	144.2	44.433	98.5	51.497		190.8	2:21.148	
9	46.181	128.1	46.647	82.4	53.537		191.8	2:26.365		24	45.154	142.9	44.220	99.7	50.734		190.5	2:20.108	
10	45.920	136.4	46.265	85.8	52.688		190.8	2:24.873		25	45.825	144.8	43.947	104.9	51.122		<u>193.9</u>	2:20.894	
11	45.505	142.9	45.919	84.9	52.887		191.8	2:24.311		26	43.978	<u>157.2</u>	44.804	107.1	50.617		192.2	2:19.399	
12	45.745	133.2	45.587	93.8	53.452		192.2	2:24.784		27	<u>43.439</u>	157.0	43.184	<u>108.4</u>	50.124		193.2	2:16.747	D
13	47.852	117.6	47.497	95.2	52.779		188.5	2:28.128		28	43.545	152.5	<u>42.671</u>	100.6	<u>49.868</u>		193.2	<u>2:16.084</u>	
14	45.108	135.2	45.231	98.6	52.263		192.9	2:22.602		29	44.138	151.5	43.665	101.1	49.935		192.5	2:17.738	
15	46.703	130.3	46.657	87.4	Pit In		187.5	2:37.373		30	43.813	156.3	44.729	98.0	50.924		192.5	2:19.466	

431 Ayari-Ayari-Parsa																			
lap	Sect-1	Speed	Sect-2	Speed	Sect-3	Speed	TopSpeed	laptime	pit	lap	Sect-1	Speed	Sect-2	Speed	Sect-3	Speed	Topspeed	laptime	pit
1	45.064	146.1	45.904	84.0	52.311		191.8	2:23.279		13	45.173	122.6	44.280	92.5	50.651		191.2	2:20.104	
2	46.082	148.8	46.708	87.1	53.358		192.9	2:26.148		14	44.316	134.5	43.872	93.5	50.490		192.5	2:18.678	D
3	44.633	<u>161.7</u>	44.888	91.1	51.723		191.8	2:21.244		15	43.927	138.6	43.934	95.7	50.878		191.8	2:18.739	
4	44.345	158.8	44.520	91.0	50.682		191.8	2:19.547		16	43.653	136.9	44.673	92.7	Pit In		191.8	2:27.086	
5	24:11.855	137.4	45.188	97.0	51.828		192.9	25:48.871		17	Pit Out	117.5	48.665	81.9	Pit In			6:03.698	
6	44.460	140.1	45.414	90.4	52.344		192.2	2:22.218		18	Pit Out	139.9	45.021	92.2	50.622			5:35.888	
7	44.920	119.1	45.618	93.0	51.896		<u>193.5</u>	2:22.434		19	43.821	134.5	43.697	<u>97.6</u>	50.033		192.2	2:17.551	
8	44.638	145.4	44.308	90.4	51.139		192.2	2:20.085		20	43.461	145.2	43.441	95.0	49.987		192.2	2:16.889	
9	44.403	142.7	44.611	93.6	Pit In		192.2	2:29.820		21	43.352	141.0	43.399	94.2	49.598		192.5	2:16.349	
10	Pit Out	129.0	45.667	93.8	51.589			3:51.424		22	43.095	152.3	43.348	92.9	49.694		192.5	2:16.137	
11	44.613	128.0	44.751	93.8	50.945		192.2	2:20.309		23	<u>42.944</u>	150.4	<u>43.156</u>	94.3	<u>48.994</u>		192.5	<u>2:15.094</u>	
12	44.507	130.0	45.487	88.1	52.859		191.8	2:22.853		24	43.237	145.2	49.271	79.8	Pit In		192.5	2:39.410	

433 Malard-Genova-Caroff																			
lap	Sect-1	Speed	Sect-2	Speed	Sect-3	Speed	TopSpeed	laptime	pit	lap	Sect-1	Speed	Sect-2	Speed	Sect-3	Speed	Topspeed	laptime	pit
1	47.192	130.3	46.660	91.0	52.850		184.9	2:26.702		16	45.183	150.6	46.071	97.8	53.182		192.2	2:24.436	
2	46.261	134.5	45.746	88.8	52.493		191.5	2:24.500		17	45.189	148.8	45.517	94.0	53.980		191.8	2:24.686	
3	45.845	142.5	45.360	91.4	52.734		191.8	2:23.939		18	46.068	139.7	46.101	96.9	53.329		192.2	2:25.498	
4	45.714	131.7	45.250	93.4	51.978		190.5	2:22.942		19	44.939	<u>154.7</u>	45.048	94.7	52.876		191.2	2:22.863	
5	12:48.600	128.6	47.628	84.9	54.275		188.8	14:30.503		20	45.051	146.9	45.148	93.6	Pit In		191.5	2:40.039	
6	46.488	129.2	48.298	94.7	54.197		191.2	2:28.983		21	Pit Out	114.6	46.879	88.4	52.825			5:29.326	
7	46.811	119.9	47.119	92.9	53.503		191.8	2:27.433		22	44.834	137.2	44.712	97.6	51.985		191.5	2:21.531	
8	46.076	133.2	46.753	93.5	54.684		192.2	2:27.513		23	44.488	137.6	43.998	93.8	50.421		190.8	2:18.907	
9	47.936	135.2	48.323	84.1	53.784		190.8	2:30.043		24	44.284	147.3	43.884	<u>100.6</u>	50.642		191.8	2:18.810	
10	46.190	138.3	46.180	85.6	53.738		191.8	2:26.108		25	44.032	137.6	43.755	97.9	50.600		191.5	2:18.387	D
11	46.647	142.7	46.156	91.1	54.282		192.2	2:27.085		26	44.044	136.9	43.696	95.0	Pit In		189.8	2:25.538	
12	46.837	125.6	46.284	88.5	53.821		191.8	2:26.942		27	Pit Out	145.2	43.780	96.6	50.153		191.5	2:18.567	
13	45.994	137.4	45.860	82.6	Pit In		192.9	2:34.510		28	44.310	144.2	44.607	88.7	50.180		<u>193.2</u>	2:19.097	
14	Pit Out	143.6	46.720	94.7	53.997			4:47.083		29	44.009	141.7	43.619	96.4	50.277		192.2	2:17.905	


FUN RACING CARS 2020 - PORTIMÃO

Autódromo Internacional do Algarve

FUN CUP

12 - 15 November 2020

Laps and Sector Times - Essais Qualifs

Autodromo Internacional Algarve - 4652 mtr.

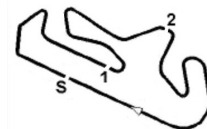
15	46.160	138.3	46.464	93.0	53.329	191.5	2:25.953	30	43.391	146.3	43.270	95.5	49.800	192.2	2:16.461
----	--------	-------	--------	------	--------	-------	----------	----	--------	-------	--------	------	--------	-------	----------

439 Poncelet-Leonard-Ooms																			
lap	Sect-1	Speed	Sect-2	Speed	Sect-3	Speed	TopSpeed	laptime	pit	lap	Sect-1	Speed	Sect-2	Speed	Sect-3	Speed	Topspeed	laptime	pit
1	46.659	138.8	46.604	91.3	54.262		192.9	2:27.525		16	45.254	143.2	46.182	85.8	51.669		192.2	2:23.105	D
2	46.684	137.4	45.970	103.9	53.354		192.2	2:26.008		17	45.276	155.6	45.664	86.7	51.817		190.5	2:22.757	
3	46.135	147.1	47.082	87.7	52.964		192.9	2:26.181		18	45.097	156.1	45.348	93.5	Pit In		191.5	2:31.315	
4	45.432	137.6	45.675	96.2	53.240		193.2	2:24.347		19	Pit Out	121.9	46.661	101.7	53.299		190.8	4:58.680	
5	12:43.480	135.2	46.495	93.6	53.966		192.9	14:23.941		20	45.694	135.3	45.555	94.8	51.858		190.8	2:23.107	
6	46.824	136.7	46.520	100.7	53.430		190.1	2:26.774		21	45.255	139.5	45.269	92.3	51.781		191.8	2:22.305	
7	46.786	121.9	47.228	98.1	53.119		191.8	2:27.133		22	46.642	142.7	44.803	95.9	51.705		193.9	2:23.150	
8	46.454	136.0	46.415	101.7	54.323		191.5	2:27.192		23	45.160	144.4	44.383	96.9	51.720		188.2	2:21.263	
9	46.822	145.7	46.783	97.2	52.982		187.8	2:26.587		24	45.700	130.1	45.003	94.7	51.779		189.1	2:22.482	
10	46.032	142.9	46.014	83.0	53.166		192.2	2:25.212		25	44.963	144.0	44.815	94.6	52.052		191.8	2:21.830	
11	45.785	148.8	45.943	90.8	52.710		192.5	2:24.438		26	44.743	149.4	44.334	98.7	51.459		190.1	2:20.536	
12	46.197	140.6	45.344	91.3	Pit In		192.9	2:32.776		27	44.632	143.2	44.293	99.6	51.348		193.2	2:20.273	
13	Pit Out	120.1	47.816	99.7	53.919		6:15.576			28	44.688	153.0	43.930	104.4	51.457		192.2	2:20.075	
14	46.147	142.7	46.658	86.7	52.083		186.9	2:24.888		29	44.392	155.6	44.447	96.7	51.346		192.2	2:20.185	
15	45.295	150.2	45.291	89.9	52.594		191.5	2:23.180	D	30	45.175	149.0	44.161	106.4	51.900		189.5	2:21.236	

440 Marques-Bellinato																			
lap	Sect-1	Speed	Sect-2	Speed	Sect-3	Speed	TopSpeed	laptime	pit	lap	Sect-1	Speed	Sect-2	Speed	Sect-3	Speed	Topspeed	laptime	pit
1		140.8	45.612	97.7	55.505		190.5	2:22.152		13	44.096	150.8	44.187	99.4	51.409		192.2	2:19.692	
2	45.036	136.4	45.466	94.2	51.506		190.1	2:22.008		14	43.987	155.8	43.938	101.6	51.711		192.2	2:19.636	
3	45.433	149.4	44.898	96.0	51.352		190.5	2:21.683		15	44.276	158.1	45.588	95.8	Pit In		192.5	2:31.293	
4	47.323	147.1	44.427	94.8	51.095		191.8	2:22.845		16	Pit Out	131.5	44.849	103.0	50.247		192.5	6:43.220	
5	44.711	153.0	44.230	105.2	51.823		191.5	2:20.764		17	43.840	148.6	43.622	98.7	50.035		192.5	2:17.497	
6	16:56.789	124.6	51.275	86.5	55.685		191.5	18:43.749		18	43.737	150.2	43.271	100.0	49.490		192.2	2:16.498	
7	47.151	126.2	46.974	83.9	52.642		181.8	2:26.767		19	43.593	146.1	43.167	98.6	49.670		192.2	2:16.430	D
8	45.392	143.8	45.093	91.8	51.742		192.2	2:22.227		20	44.050	146.3	43.297	107.4	49.843		192.2	2:17.190	D
9	44.792	140.3	46.026	92.9	51.690		192.2	2:22.508		21	43.629	143.4	42.896	107.0	49.642		192.5	2:16.167	
10	45.790	143.8	45.219	93.8	52.415		193.2	2:23.424		22	43.281	151.9	43.263	92.5	48.811		192.2	2:15.355	D
11	45.166	139.0	45.217	93.3	51.697		180.6	2:22.080		23	43.210	153.8	42.571	102.0	49.400		192.2	2:15.181	D
12	44.511	148.8	44.330	96.3	51.327		191.8	2:20.168		24	44.280	134.5	43.837	107.5	Pit In		192.9	2:27.296	

442 Gregoire-Riviere-Sersot-Rebello																			
lap	Sect-1	Speed	Sect-2	Speed	Sect-3	Speed	TopSpeed	laptime	pit	lap	Sect-1	Speed	Sect-2	Speed	Sect-3	Speed	Topspeed	laptime	pit
1	47.973	125.0	47.171	94.5	53.816		192.5	2:28.960		16	44.241	153.2	43.765	98.7	50.079		192.2	2:18.085	
2	46.542	128.9	46.330	94.6	53.237		185.6	2:26.109		17	44.311	143.0	43.914	103.6	Pit In		192.9	2:27.275	
3	46.505	140.4	46.614	89.0	52.860		189.1	2:25.979		18	Pit Out	131.5	50.053	92.9	56.282		192.2	5:04.097	
4	45.324	131.4	46.039	92.9	52.786		188.2	2:24.149		19	47.645	135.8	48.458	90.2	57.082		188.5	2:33.185	
5	14:58.117	114.5	48.296	90.3	53.579		192.5	16:39.992		20	47.228	133.7	48.205	92.4	55.559		185.2	2:30.992	
6	46.788	132.8	45.692	94.4	53.123		192.2	2:25.603		21	46.062	145.9	47.251	91.5	53.854		192.2	2:27.167	
7	45.246	135.0	45.723	94.3	51.649		192.9	2:22.618		22	46.268	128.1	47.133	94.7	54.887		192.9	2:28.288	
8	45.153	146.3	44.276	95.7	51.564		192.5	2:20.993		23	45.857	154.9	47.346	98.9	55.079		192.2	2:28.282	
9	44.424	146.9	44.168	99.1	51.880		192.5	2:20.472		24	46.482	137.4	48.115	89.7	54.534		189.8	2:29.131	
10	44.912	146.5	44.284	93.8	52.102		193.2	2:21.298		25	45.736	159.5	46.178	97.6	54.839		192.5	2:26.753	
11	45.436	142.1	44.241	91.1	51.802		192.2	2:21.479		26	46.050	151.9	45.919	96.6	53.666		192.5	2:25.635	
12	44.924	149.4	44.037	90.2	51.665		190.8	2:20.626		27	44.749	149.0	45.971	98.0	53.357		192.5	2:24.077	
13	44.116	147.7	43.606	94.2	51.328		192.2	2:19.050		28	44.691	151.3	45.260	92.9	52.452		192.2	2:22.403	
14	44.028	146.7	43.987	100.2	51.124		191.8	2:19.139		29	45.089	159.8	45.285	94.6	52.016		192.2	2:22.390	
15	44.357	148.8	43.928	91.1	50.786		192.5	2:19.071		30	44.680	160.5	45.395	95.3	Pit In		192.5	2:31.992	

443 Debard-Debard-Gachet-Benezech																			
lap	Sect-1	Speed	Sect-2	Speed	Sect-3	Speed	TopSpeed	laptime	pit	lap	Sect-1	Speed	Sect-2	Speed	Sect-3	Speed	Topspeed	laptime	pit
1	46.353	137.4	45.766	101.3	51.488		194.2	2:23.607		15	48.035	142.1	46.431	88.6	54.969		186.9	2:29.435	
2	44.978	144.8	44.022	96.7	50.912		193.5	2:19.912		16	46.447	130.0	46.986	89.6	53.384		189.8	2:26.817	
3	44.230	151.9	44.166	102.9	52.389		193.2	2:20.785		17	45.677	135.0	46.029	90.8	53.729		192.2	2:25.435	
4	44.055	145.6	43.803	101.4	50.630		192.5	2:18.488		18	46.383	140.3	45.646	91.5	52.892		192.9	2:24.921	
5	13:35.061	127.5	49.425	82.3	54.476		192.5	15:18.962		19	45.623	151.3	45.177	90.2	Pit In		192.2	2:32.402	
6	47.652	128.3	48.031	91.7	56.193		192.2	2:31.876		20	Pit Out	130.0	44.567	95.9	49.943		192.2	5:10.348	
7	48.213	131.9	46.856	88.8	55.046		193.2	2:30.115		21	43.343	131.7	45.012	99.2	50.834		192.9	2:19.189	
8	46.858	130.0	46.760	88.2	53.973		192.5	2:27.591		22	43.189	147.3	43.099	100.5	49.683		192.5	2:15.971	D
9	47.247	138.8	46.540	91.8	54.499		192.2	2:28.286		23	43.227	150.2	42.825	101.9	49.662		191.8	2:15.714	
10	46.314	139.9	47.036	87.7	53.420		192.2	2:26.770		24	43.220	153.6	43.068	101.9	50.540		192.9	2:16.828	
11	45.789	142.1	1:16.358	82.3	54.608		191.8	2:56.755		25	43.040	159.5	43.290	98.8	49.230		193.2	2:15.560	
12	45.585	154.3	46.195	90.1	1:12.044		192.2	2:43.824		26	42.666	151.9	42.815	100.1	49.843		192.9	2:15.324	D
13	47.466	133.5	48.463	82.5	Pit In		191.2	2:43.507		27	43.333	154.3	42.697	98.8	50.177		194.2	2:16.207	


FUN RACING CARS 2020 - PORTIMÃO

Autódromo Internacional do Algarve

FUN CUP

12 - 15 November 2020

Laps and Sector Times - Essais Qualifs

Autodromo Internacional Algarve - 4652 mtr.

14	Pit Out	119.7	48.124	88.1	55.251		8:50.385	28	42.666	156.1	42.957	96.0	50.318	192.9	2:15.941
----	---------	-------	--------	------	--------	--	----------	----	--------	-------	--------	------	--------	-------	----------

445 Nunez-Dambielle-Galiana																			
lap	Sect-1	Speed	Sect-2	Speed	Sect-3	Speed	TopSpeed	laptime	pit	lap	Sect-1	Speed	Sect-2	Speed	Sect-3	Speed	Topspeed	laptime	pit
1	47.771	117.6	47.770	93.8	54.413		190.1	2:29.954		14	43.692	156.7	44.262	99.4	50.578		192.2	2:18.532	D
2	47.166	126.2	47.550	94.5	56.682		191.2	2:31.398		15	44.568	155.2	43.877	100.8	51.043		192.2	2:19.488	
3	46.933	142.1	45.977	91.1	53.262		185.9	2:26.172		16	44.708	151.7	43.498	94.7	49.871		191.8	2:18.077	D
4	14:16.809	119.2	47.370	95.4	53.061		0.1	15:57.240		17	43.644	157.0	43.240	97.0	50.255		191.8	2:17.139	
5	45.741	139.9	46.063	93.6	52.787		192.5	2:24.591		18	44.506	148.6	45.916	98.8	Pit In		191.8	2:20.736	
6	45.751	148.1	45.202	97.2	51.595		191.8	2:22.548		19	Pit Out	125.0	49.101	83.9	55.670			5:43.135	
7	44.620	151.9	44.970	90.5	51.406		192.2	2:20.996		20	49.405	130.4	48.588	89.0	54.619		193.2	2:32.612	
8	44.354	142.9	45.220	93.8	51.937		192.2	2:21.511		21	45.412	133.8	1:00.478	88.7	54.852		192.9	2:40.742	
9	44.747	157.9	44.435	90.2	51.503		191.8	2:20.685		22	46.611	137.2	47.650	89.0	54.232		192.2	2:28.493	
10	44.422	149.4	44.314	92.0	50.714		192.2	2:19.450		23	46.238	135.5	48.266	83.1	55.747		190.8	2:30.251	
11	46.745	136.7	44.731	93.3	Pit In		192.2	2:36.294		24	46.048	138.8	47.984	89.0	54.367		192.9	2:28.399	
12	Pit Out	124.0	45.808	97.6	51.699			15:08.399		25	45.780	131.1	47.496	87.2	55.703		191.5	2:28.979	
13	43.813	154.5	44.263	91.4	51.471		191.8	2:19.547		26									

451 Destin-Pernaut-Hugo Maxime-Goehen																			
lap	Sect-1	Speed	Sect-2	Speed	Sect-3	Speed	TopSpeed	laptime	pit	lap	Sect-1	Speed	Sect-2	Speed	Sect-3	Speed	Topspeed	laptime	pit
1	51.345	119.3	51.062	81.5	58.302		181.5	2:40.709		15	1:04.249	130.6	51.889	89.0	56.777		188.5	2:52.915	
2	49.544	115.4	49.918	84.6	58.385		182.7	2:37.847		16	48.362	141.4	50.547	85.2	Pit In		174.5	2:49.185	
3	50.344	123.6	49.828	86.4	57.387		176.2	2:37.559		17	Pit Out	117.5	49.072	87.9	57.107			4:13.030	
4	15:33.184	114.3	48.128	94.9	53.074		183.7	17:14.386		18	46.519	128.4	47.674	92.2	54.511		191.5	2:28.704	
5	46.080	129.2	46.168	98.2	53.101		191.5	2:25.349		19	46.296	130.3	47.254	88.5	53.579		191.8	2:27.129	
6	45.229	140.3	44.268	108.1	51.933		192.9	2:21.430		20	46.086	127.4	47.870	86.2	Pit In		190.1	2:38.059	
7	45.648	135.5	44.879	106.9	Pit In		192.9	2:31.458		21	Pit Out	132.0	44.373	106.9	51.228			3:50.891	
8	Pit Out	126.9	52.224	75.4	59.463			5:42.316		22	45.197	138.6	44.915	101.6	50.353		192.5	2:20.465	
9	49.934	113.8	51.112	89.0	58.010		180.3	2:39.056		23	43.815	148.8	43.699	109.6	50.438		191.5	2:17.952	
10	49.230	117.1	50.809	83.5	57.093		185.9	2:37.132		24	43.485	158.6	43.300	98.3	49.834		191.8	2:16.619	
11	49.160	135.5	49.726	87.5	56.657		180.9	2:35.543		25	43.843	152.1	43.062	104.2	50.101		191.8	2:17.006	
12	48.047	128.3	49.373	83.2	56.030		185.9	2:33.450		26	43.374	160.7	42.882	103.3	49.993		191.5	2:16.249	
13	47.578	143.0	48.190	88.4	55.115		184.0	2:30.883		27	43.517	153.8	43.180	105.2	49.958		192.2	2:16.655	
14	46.842	150.4	48.373	92.8	54.328		187.2	2:29.543		28									

455 da Cruz-Pereira-Levy-Merzougui																			
lap	Sect-1	Speed	Sect-2	Speed	Sect-3	Speed	TopSpeed	laptime	pit	lap	Sect-1	Speed	Sect-2	Speed	Sect-3	Speed	Topspeed	laptime	pit
1	49.382	118.9	51.223	81.3	57.487		189.1	2:38.092		17	44.257	143.8	44.703	96.4	1:04.771		192.5	2:33.731	
2	48.245	124.6	50.819	77.5	58.517		188.8	2:37.581		18	44.106	145.2	45.254	86.5	51.078		192.5	2:20.438	
3	49.673	129.7	50.116	85.0	57.207		190.5	2:36.996		19	43.959	152.3	43.950	94.8	50.915		192.5	2:18.824	D
4	47.742	125.7	49.825	77.1	56.754		188.8	2:34.321		20	49.405	106.0	47.047	94.2	51.068		193.5	2:27.520	
5	12:11.404	131.9	47.726	90.8	54.850			13:53.980		21	44.245	143.6	44.892	94.0	51.060		192.9	2:20.197	
6	46.690	130.9	46.557	91.8	54.096		190.1	2:27.343		22	44.584	145.0	44.564	96.3	Pit In		192.2	2:28.217	
7	46.512	132.0	46.944	92.2	54.355		192.9	2:27.811		23	Pit Out	128.0	46.390	95.0	53.810			3:25.579	
8	45.558	138.1	46.687	88.2	54.388		192.5	2:26.633	D	24	45.742	128.0	46.182	97.8	53.344		192.9	2:25.268	
9	45.694	137.6	45.656	87.0	52.924		192.2	2:24.274		25	45.343	145.6	46.210	97.5	52.825		189.8	2:24.378	
10	45.331	145.7	45.976	82.6	53.044		192.5	2:24.351		26	45.214	137.2	45.238	92.5	52.455		189.5	2:22.907	
11	46.241	145.0	46.539	85.7	Pit In		192.5	2:33.081		27	45.508	141.4	44.887	99.4	51.932		189.8	2:22.327	
12	Pit Out	118.4	49.974	100.7	52.193			3:28.240		28	45.611	129.5	45.972	109.4	Pit In		192.5	2:33.250	
13	45.823	124.7	47.187	82.6	53.401		180.3	2:26.411		29	Pit Out	138.1	44.717	88.4	50.654			3:29.095	
14	45.194	121.5	46.297	80.5	51.823		192.5	2:23.314	D	30	44.059	155.8	43.845	92.0	50.368		190.8	2:18.272	
15	44.831	145.7	45.093	92.6	51.263		192.2	2:21.187		31	43.927	149.4	44.046	91.9	50.655		189.8	2:18.628	
16	44.699	147.5	44.656	94.1	50.932		192.2	2:20.287		32									

462 Girerd-Soares-Nomblot-Girerd-Antoine Dubois-Nomblot																			
lap	Sect-1	Speed	Sect-2	Speed	Sect-3	Speed	TopSpeed	laptime	pit	lap	Sect-1	Speed	Sect-2	Speed	Sect-3	Speed	Topspeed	laptime	pit
1	45.140	137.1	46.534	98.9	52.514		192.2	2:24.188		16	45.965	137.8	46.538	89.9	Pit In		193.2	2:32.995	
2	45.109	147.7	45.687	95.3	53.298		193.5	2:24.094		17	Pit Out	137.9	45.652	91.5	52.249			3:38.183	
3	45.046	146.7	45.096	96.5	51.474		188.5	2:21.616		18	45.482	138.3	45.824	93.6	53.010		191.5	2:24.316	
4	44.954	150.0	44.415	95.7	52.369		192.9	2:21.738		19	44.953	139.5	46.121	98.2	52.461		188.5	2:23.535	
5	12:58.573	122.9	47.282	91.7	54.592		192.5	14:40.447		20	45.167	143.8	45.538	98.0	51.660		189.5	2:22.365	
6	45.660	140.3	44.638	101.8	51.391		188.8	2:21.689		21	45.777	141.9	45.243	88.0	51.956		188.8	2:22.976	
7	49.603	113.2	51.197	85.4	Pit In		190.5	2:47.405		22	44.900	138.5	46.123	92.0	Pit In		189.8	2:33.495	
8	Pit Out	131.7	47.308	85.2	53.615			5:34.307		23	Pit Out	141.9	46.091	91.3	51.910			4:19.938	
9	45.469	133.7	46.310	92.9	53.596		190.8	2:25.375		24	45.808	133.2	45.671	86.7	51.546		192.9	2:23.025	
10	45.711	127.1	47.091	89.8	55.383		191.8	2:28.185		25	44.374	144.0	46.093	88.9	52.235		191.8	2:22.702	
11	45.359	135.2	45.705	89.9	52.415		191.2	2:23.479		26	44.552	150.0	45.030	89.9	51.141		190.5	2:20.723	
12	44.881	134.2	45.591	90.1	52.886		190.8	2:23.358		27	44.466	141.7	44.935	98.9	51.095		190.8	2:20.496	


FUN RACING CARS 2020 - PORTIMÃO

Autódromo Internacional do Algarve

FUN CUP

12 - 15 November 2020

Laps and Sector Times - Essais Qualifs

Autodromo Internacional Algarve - 4652 mtr.

13	45.431	131.2	45.575	99.4	54.806	192.2	2:25.812	28	44.091	139.4	45.766	92.2	51.189	192.2	2:21.046
14	44.718	136.0	44.898	91.8	51.713	192.9	2:21.329	29	<u>43.993</u>	147.1	44.523	96.3	51.272	192.9	<u>2:19.788</u>
15	45.468	139.5	45.339	91.3	52.202	<u>193.5</u>	2:23.009	30	45.177	149.0	48.097	70.7	52.953	192.2	2:26.227

463 Groualle-Cogard-Briand-Debacker-Correia																			
lap	Sect-1	Speed	Sect-2	Speed	Sect-3	Speed	TopSpeed	laptime	pit	lap	Sect-1	Speed	Sect-2	Speed	Sect-3	Speed	Topspeed	laptime	pit
1								5:08.383		8	50.052	117.9	50.360	80.5	Pit In		<u>190.5</u>	2:50.274	
2								2:32.004		9	Pit Out	103.8	55.403	77.8	1:00.256			4:13.866	
3								2:30.445		10	50.577	105.5	52.427	72.1	1:00.617		165.4	2:43.621	
4	5:44.284	116.6	49.693	92.2	58.424			7:32.401		11	50.548	110.9	54.469	79.9	Pit In		160.7	3:00.909	
5	49.477	125.4	50.674	79.8	57.997		182.7	2:38.148		12	Pit Out	124.4	51.489	83.6	59.822			4:09.716	
6	49.844	124.6	49.992	84.1	56.375		185.2	2:36.211		13	<u>47.225</u>	<u>140.8</u>	47.555	93.7	<u>53.374</u>		178.2	<u>2:28.154</u>	
7	48.283	121.9	49.253	86.8	55.607		<u>190.5</u>	2:33.143		14	49.555	126.0	<u>47.407</u>	<u>93.8</u>	54.558		176.5	2:31.520	

466 Bruno NOMBLOT																			
lap	Sect-1	Speed	Sect-2	Speed	Sect-3	Speed	TopSpeed	laptime	pit	lap	Sect-1	Speed	Sect-2	Speed	Sect-3	Speed	Topspeed	laptime	pit
1	Pit Out	123.7	49.288	87.7	54.886			2:32.212		16	44.890	149.0	44.518	88.2	51.713		192.5	2:21.121	
2	47.872	121.3	49.049	87.2	55.063		<u>192.9</u>	2:31.984		17	44.900	<u>160.2</u>	44.311	92.3	51.450		192.5	2:20.661	
3	46.733	123.1	48.720	86.3	54.795		191.5	2:30.248		18	45.296	153.8	45.579	88.4	51.235		192.2	2:22.110	
4	46.960	132.0	47.653	88.5	54.820		188.8	2:29.433		19	44.683	153.8	<u>44.201</u>	90.4	Pit In		191.8	2:30.379	
5	12:49.057	121.8	48.150	89.4	54.441		191.5	14:31.648		20	Pit Out	137.9	45.695	91.4	52.636			5:10.300	
6	47.223	128.6	49.231	86.9	56.328		192.2	2:32.782		21	55.937	146.3	45.472	<u>100.1</u>	52.557		186.9	2:33.966	
7	1:07.904	124.4	48.398	91.1	54.692		190.5	2:50.994		22	45.672	144.2	45.929	86.7	52.936		192.5	2:24.537	
8	48.169	126.8	48.130	89.4	54.569		189.8	2:30.868		23	45.573	141.2	45.172	92.2	52.504		191.8	2:23.249	
9	46.495	136.2	47.360	92.2	Pit In		180.0	2:38.671		24	59.771	138.5	47.172	94.2	58.360		192.2	2:45.303	
10	Pit Out	131.7	47.147	85.4	54.527			4:04.322		25	48.762	130.4	51.222	91.9	52.049		190.8	2:32.033	
11	46.269	131.1	47.799	90.1	53.316		189.5	2:27.384		26	45.081	155.4	44.892	89.8	52.013		192.5	2:21.986	
12	45.865	148.1	45.349	87.2	53.177		190.1	2:24.391		27	45.053	159.1	44.630	88.5	51.881		192.5	2:21.564	
13	46.164	148.8	45.085	96.0	52.558		189.8	2:23.807		28	45.007	150.4	44.447	86.9	51.445		191.5	2:20.899	
14	45.219	147.3	45.064	92.7	51.903		191.8	2:22.186		29	45.210	145.0	44.500	94.1	51.408		186.2	2:21.118	
15	46.093	128.7	45.427	82.8	52.019		<u>192.9</u>	2:23.539		30	<u>44.628</u>	137.1	44.593	90.7	<u>51.065</u>		191.5	<u>2:20.286</u>	

468 Noel-Lecaude-Christophe Obeniche																			
lap	Sect-1	Speed	Sect-2	Speed	Sect-3	Speed	TopSpeed	laptime	pit	lap	Sect-1	Speed	Sect-2	Speed	Sect-3	Speed	Topspeed	laptime	pit
1	48.104	125.1	49.095	81.2	56.555		191.8	2:33.754		15	48.743	129.0	48.767	79.4	58.267		179.7	2:35.777	
2	46.945	136.4	47.543	83.2	54.889		190.1	2:29.377		16	48.302	137.2	48.815	73.7	58.254		185.2	2:35.371	
3	46.869	133.7	48.294	81.6	55.112		190.1	2:30.275		17	48.376	134.3	48.348	84.3	Pit In		186.9	2:43.461	
4	46.451	136.2	47.205	83.5	55.179		188.5	2:28.835		18	Pit Out	131.1	49.683	84.0	55.605			4:25.876	
5	15:54.261	97.1	51.198	88.1	57.591		189.8	17:43.050		19	47.862	134.2	46.959	81.0	54.496		182.1	2:29.317	
6	47.673	128.6	49.143	81.2	55.658		188.2	2:32.474		20	46.556	139.0	46.226	86.6	53.467		191.5	2:26.249	
7	47.444	131.2	49.056	78.0	56.694		186.2	2:33.194		21	46.792	132.4	46.132	87.0	53.225		186.5	2:26.149	
8	49.196	123.6	49.555	79.0	56.200		184.6	2:34.951		22	47.593	139.0	45.865	87.4	53.143		187.8	2:26.601	
9	48.868	129.2	48.468	78.4	56.697		187.2	2:34.033		23	45.717	144.0	45.909	87.9	52.903		187.8	2:24.529	D
10	48.037	128.7	48.716	76.6	55.656		189.8	2:32.409		24	45.406	131.5	46.289	87.0	52.944		<u>192.5</u>	2:24.639	
11	47.529	121.6	50.606	85.4	55.701		190.5	2:33.836		25	45.646	128.6	45.378	88.5	<u>52.271</u>		<u>190.5</u>	2:23.295	
12	49.978	126.8	48.729	87.2	Pit In		192.2	2:48.319		26	<u>44.615</u>	141.7	45.910	86.7	53.072		191.5	2:23.597	
13	Pit Out	133.7	49.825	81.8	58.165			4:41.459		27	45.304	146.3	45.408	<u>92.1</u>	53.845		180.3	2:24.557	
14	48.871	128.1	50.480	91.1	57.804		181.8	2:37.155		28	44.736	<u>147.5</u>	<u>45.169</u>	83.8	52.924		192.2	<u>2:22.829</u>	

555 Thirion-Morales-Lacoste-Caillon																			
lap	Sect-1	Speed	Sect-2	Speed	Sect-3	Speed	TopSpeed	laptime	pit	lap	Sect-1	Speed	Sect-2	Speed	Sect-3	Speed	Topspeed	laptime	pit
1	45.509	146.7	45.232	85.6	52.268		192.5	2:23.009		17	43.671	155.2	43.038	106.0	Pit In		193.2	2:24.385	
2	45.914	151.0	44.614	91.0	52.235		191.8	2:22.763		18	Pit Out	149.8	43.136	100.9	Pit In			3:33.437	
3	46.268	147.9	45.752	84.9	52.194		<u>193.9</u>	2:24.214		19	Pit Out	139.9	45.569	99.9	50.909			3:45.468	
4	44.343	151.7	44.928	96.7	51.624		<u>193.9</u>	2:20.895		20	44.362	153.4	43.775	94.2	50.592		192.5	2:18.729	
5	14:15.454	129.5	45.506	98.1	52.147		192.9	15:53.107		21	44.746	150.4	43.701	90.6	49.917		192.2	2:18.364	
6	46.899	132.4	45.451	100.1	51.846		191.2	2:24.196		22	44.132	160.0	<u>43.002</u>	93.3	50.044		192.2	2:17.178	
7	45.285	145.6	44.696	99.4	51.757		192.2	2:21.738		23	44.309	153.8	43.678	97.2	50.474		193.2	2:18.461	
8	44.533	147.5	44.107	101.5	51.822		192.5	2:20.462		24	43.493	151.5	43.111	93.8	49.629		192.9	2:16.233	
9	45.177	152.1	43.975	98.7	51.412		192.2	2:20.564		25	43.651	149.6	44.921	86.5	Pit In		192.9	2:25.605	
10	44.125	154.3	44.400	94.8	50.859		192.2	2:19.384		26	Pit Out	138.3	43.948	104.1	51.172			3:51.248	
11	44.318	147.9	43.880	101.5	50.480		192.5	2:18.678		27	43.727	137.8	43.961	100.4	50.035		193.5	2:17.723	
12	43.861	157.4	43.508	100.6	50.214		192.2	2:17.583		28	43.620	<u>164.1</u>	43.440	100.3	49.714		192.9	2:16.774	
13	43.569	157.7	43.409	105.0	50.651		193.2	2:17.629		29	<u>43.268</u>	148.4	43.399	89.3	49.493		191.5	2:16.160	
14	43.548	153.8	43.322	106.7	50.132		193.2	2:17.002		30	43.681	149.4	43.038	95.9	<u>49.370</u>		192.2	<u>2:16.089</u>	
15	44.089	140.4	43.415	<u>112.7</u>	50.897		192.5	2:18.401		31	43.417	151.5	43.466	101.0	49.493		193.2	2:16.376	
16	43.540	157.7	43.158	101.2	49.877		192.5	2:16.575		32									