

Season Final

Season Final

11 - 15 December 2019

Laps and Sector Times - 13-12-2019

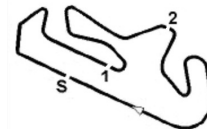
Autodromo Internacional Algarve - 4652 mtr.

| 1 | | Car 1 | | | | | | | | | | | | | | | |
|-----|----------|-------|----------|--------------|----------|-------|-----------|-----------|-----|---------------|--------------|---------------|-------|---------------|-------|-----------------|--------------|
| lap | Sect-1 | Speed | Sect-2 | Speed | Sect-3 | Speed | lap time | Top Speed | lap | Sect-1 | Speed | Sect-2 | Speed | Sect-3 | Speed | lap time | Top Speed |
| 1 | Pit Out | 95,7 | 55.174 | 85,1 | 58.635 | | 2:53.900 | | 21 | 52.259 | 120,9 | 49.578 | 104,9 | Pit In | | 2:53.003 | 125,9 |
| 2 | 50.287 | 120,3 | 47.374 | 98,5 | 58.427 | | 2:36.088 | 122,6 | 22 | Pit Out | 128,7 | 43.871 | 101,9 | 48.246 | | 10:34.993 | |
| 3 | 46.647 | 131,7 | 46.868 | 89,3 | 53.993 | | 2:27.508 | 166,4 | 23 | 40.528 | 145,6 | 40.869 | 107,0 | 47.605 | | 2:09.002 | 228,8 |
| 4 | 45.929 | 138,8 | 46.528 | 91,9 | 50.713 | | 2:23.170 | 184,6 | 24 | 40.949 | 144,2 | 41.334 | 105,8 | 47.957 | | 2:10.240 | 219,5 |
| 5 | 43.296 | 147,9 | 44.837 | 94,2 | 51.707 | | 2:19.840 | 208,9 | 25 | 39.455 | 135,3 | 42.174 | 95,7 | 48.520 | | 2:10.149 | 241,6 |
| 6 | 43.597 | 144,0 | 47.130 | <u>119,9</u> | 53.590 | | 2:24.317 | 214,7 | 26 | 39.030 | 143,6 | 41.977 | 103,6 | 47.895 | | 2:08.902 | 246,6 |
| 7 | 44.470 | 165,1 | 43.639 | 102,7 | 54.106 | | 2:22.215 | 229,8 | 27 | 40.632 | 138,6 | 41.684 | 95,2 | 49.272 | | 2:11.588 | 241,6 |
| 8 | 44.112 | 145,2 | 50.174 | 97,6 | 1:00.770 | | 2:35.056 | 198,5 | 28 | 48.600 | 140,1 | 47.444 | 103,9 | 50.511 | | 2:26.555 | 135,5 |
| 9 | 52.307 | 136,2 | 46.819 | 98,5 | 51.804 | | 2:30.930 | 172,2 | 29 | 40.821 | 141,5 | 43.110 | 96,8 | 48.828 | | 2:12.759 | 215,1 |
| 10 | 52.642 | 155,2 | 46.746 | 93,7 | 52.007 | | 2:31.395 | 204,9 | 30 | 52.638 | 106,2 | 50.043 | 94,9 | Pit In | | 2:53.596 | 134,7 |
| 11 | 41.020 | 153,4 | 42.969 | 94,8 | 58.593 | | 2:22.582 | 217,3 | 31 | Pit Out | 133,2 | 42.943 | 92,6 | 47.895 | | 42:39.408 | |
| 12 | 1:03.042 | 103,4 | 1:01.821 | 88,6 | Pit In | | 3:23.118 | 118,7 | 32 | 40.636 | 132,0 | 40.419 | 99,0 | 46.248 | | 2:07.303 | 166,9 |
| 13 | Pit Out | 130,4 | 49.106 | 102,2 | 57.473 | | 56:29.108 | | 33 | 37.350 | 169,0 | 39.834 | 100,7 | <u>44.809</u> | | <u>2:01.993</u> | 244,9 |
| 14 | 42.673 | 144,8 | 45.172 | 90,8 | 53.260 | | 2:21.105 | 220,4 | 34 | <u>37.142</u> | 160,5 | <u>38.178</u> | 105,6 | Pit In | | <u>2:13.387</u> | 237,9 |
| 15 | 43.083 | 152,3 | 43.391 | 100,2 | 50.356 | | 2:16.830 | 219,1 | 35 | Pit Out | 142,1 | 40.455 | 103,1 | 48.293 | | 6:14.693 | |
| 16 | 44.423 | 114,0 | 44.871 | 100,8 | 49.466 | | 2:18.760 | 200,4 | 36 | 37.736 | 160,7 | 39.717 | 100,9 | 1:09.102 | | 2:26.555 | 246,6 |
| 17 | 40.590 | 137,4 | 41.524 | 103,0 | 49.875 | | 2:11.989 | 233,3 | 37 | 40.080 | 154,3 | 40.179 | 98,9 | 46.136 | | 2:06.395 | 222,7 |
| 18 | 43.136 | 154,9 | 41.491 | 107,5 | 47.822 | | 2:12.449 | 243,2 | 38 | 38.043 | 156,7 | 39.412 | 97,7 | 49.877 | | 2:07.332 | <u>251,7</u> |
| 19 | 1:03.335 | 93,4 | 48.250 | 96,6 | 50.792 | | 2:42.377 | 243,8 | 39 | 39.229 | <u>181,2</u> | 1:02.912 | 96,4 | 52.113 | | 2:34.254 | 250,0 |
| 20 | 41.759 | 146,9 | 42.066 | 95,1 | 59.179 | | 2:23.004 | 218,6 | 40 | 46.955 | 137,9 | 45.035 | 96,1 | Pit In | | 2:35.439 | 159,1 |

| 2 | | Car 2 | | | | | | | | | | | | | | | |
|-----|---------|-------|--------|-------|--------|-------|-----------|-----------|-----|---------------|--------------|---------------|--------------|---------------|-------|-----------------|--------------|
| lap | Sect-1 | Speed | Sect-2 | Speed | Sect-3 | Speed | lap time | Top Speed | lap | Sect-1 | Speed | Sect-2 | Speed | Sect-3 | Speed | lap time | Top Speed |
| 1 | Pit Out | 125,3 | 48.771 | 87,0 | 49.582 | | 2:26.983 | | 5 | 34.467 | 180,0 | 36.423 | 120,1 | 41.470 | | 1:52.360 | 250,0 |
| 2 | 38.104 | | 40.229 | 112,1 | Pit In | | 2:14.458 | 243,2 | 6 | <u>34.271</u> | 180,3 | <u>35.833</u> | <u>121,1</u> | <u>41.201</u> | | <u>1:51.305</u> | <u>251,2</u> |
| 3 | Pit Out | 117,5 | 46.087 | 97,0 | 48.380 | | 10:56.947 | | 7 | 34.300 | <u>186,5</u> | 35.906 | <u>121,1</u> | Pit In | | 1:59.387 | <u>251,2</u> |
| 4 | 39.249 | 163,1 | 37.669 | 116,5 | 42.228 | | 1:59.146 | 188,5 | 8 | | | | | | | | |

| 3 | | Car 3 | | | | | | | | | | | | | | | |
|-----|---------------|--------------|---------------|--------------|---------------|-------|-----------------|-----------|-----|---------|-------|----------|-------|--------|-------|-----------|--------------|
| lap | Sect-1 | Speed | Sect-2 | Speed | Sect-3 | Speed | lap time | Top Speed | lap | Sect-1 | Speed | Sect-2 | Speed | Sect-3 | Speed | lap time | Top Speed |
| 1 | Pit Out | 105,5 | 48.910 | 83,1 | Pit In | | 2:36.188 | | 22 | 35.177 | 177,9 | 36.522 | 110,3 | 43.281 | | 1:54.980 | 249,4 |
| 2 | Pit Out | 149,2 | 40.530 | 109,6 | 44.709 | | 2:58.257 | | 23 | 35.285 | 169,0 | 36.865 | 110,5 | 43.043 | | 1:55.193 | 250,0 |
| 3 | 36.768 | 169,5 | 38.237 | 112,7 | 43.518 | | 1:58.523 | 246,0 | 24 | 35.857 | 177,3 | 36.912 | 112,0 | 42.772 | | 1:55.541 | 250,0 |
| 4 | 35.961 | 169,5 | 37.789 | 111,8 | 43.451 | | 1:57.201 | 249,4 | 25 | 34.985 | 177,3 | 36.541 | 112,0 | 43.073 | | 1:54.599 | 249,4 |
| 5 | 35.392 | 178,2 | 37.764 | 107,0 | 43.938 | | 1:57.094 | 248,3 | 26 | 35.045 | 175,0 | 37.401 | 104,4 | Pit In | | 2:06.303 | 251,2 |
| 6 | 35.709 | 171,4 | 37.491 | 110,8 | 43.029 | | 1:56.229 | 248,3 | 27 | Pit Out | 160,7 | 37.791 | 116,1 | 43.110 | | 25:56.609 | |
| 7 | 35.568 | 176,2 | 38.474 | 106,6 | Pit In | | 2:06.615 | 249,4 | 28 | 35.119 | 181,2 | 36.724 | 113,3 | 43.099 | | 1:54.942 | 247,7 |
| 8 | Pit Out | 180,0 | 37.490 | 107,7 | 43.173 | | 6:23.775 | | 29 | 35.169 | 138,1 | 1:09.428 | 72,7 | Pit In | | 3:01.822 | 250,0 |
| 9 | 35.286 | 174,2 | 37.498 | 109,4 | 43.537 | | 1:56.321 | 249,4 | 30 | Pit Out | 166,7 | 37.126 | 116,8 | 42.938 | | 7:33.375 | |
| 10 | 35.145 | 177,3 | 37.352 | 108,8 | 44.398 | | 1:56.895 | 249,4 | 31 | 35.454 | 189,8 | 37.239 | 104,1 | 43.150 | | 1:55.843 | 250,6 |
| 11 | 35.157 | <u>190,5</u> | 37.747 | 111,9 | 43.505 | | 1:56.409 | 250,0 | 32 | 35.228 | 168,8 | 37.221 | 111,6 | 43.199 | | 1:55.648 | 252,3 |
| 12 | 35.061 | 170,1 | 38.649 | 106,6 | 43.335 | | 1:57.045 | 249,4 | 33 | 35.076 | 179,4 | 37.200 | 107,5 | 43.452 | | 1:55.728 | 251,2 |
| 13 | 34.811 | 188,5 | 37.336 | 110,7 | 42.861 | | 1:55.008 | 249,4 | 34 | 35.048 | 170,1 | 37.603 | 106,5 | Pit In | | 2:08.110 | 253,5 |
| 14 | 37.083 | 131,9 | 41.270 | 102,0 | Pit In | | 2:20.510 | 250,0 | 35 | Pit Out | 132,5 | 44.160 | 106,1 | 45.984 | | 5:45.630 | |
| 15 | Pit Out | 172,5 | 36.835 | 108,4 | 42.314 | | 8:27.481 | | 36 | 36.280 | 170,6 | 37.061 | 117,9 | 42.894 | | 1:56.235 | 247,1 |
| 16 | 34.693 | 181,8 | 35.927 | 116,1 | 41.526 | | 1:52.146 | 250,6 | 37 | 34.688 | 171,4 | 36.919 | 109,0 | 42.807 | | 1:54.414 | 253,5 |
| 17 | <u>34.431</u> | 172,0 | <u>35.741</u> | <u>119,9</u> | <u>41.292</u> | | <u>1:51.464</u> | 250,0 | 38 | 34.602 | 173,9 | 37.805 | 96,6 | 43.443 | | 1:55.850 | 253,5 |
| 18 | 34.878 | 157,9 | 39.153 | 111,5 | Pit In | | 2:07.194 | 250,6 | 39 | 34.926 | 189,8 | 37.325 | 105,4 | 43.087 | | 1:55.338 | 249,4 |
| 19 | Pit Out | 161,0 | 38.063 | 114,8 | 43.506 | | 49:10.531 | | 40 | 34.886 | 179,4 | 36.943 | 112,4 | 42.946 | | 1:54.775 | <u>254,1</u> |
| 20 | 35.092 | 180,9 | 36.880 | 119,5 | 43.140 | | 1:55.112 | 247,1 | 41 | 37.728 | 148,6 | 38.126 | 104,1 | Pit In | | 2:13.924 | 251,2 |
| 21 | 35.487 | 175,6 | 36.899 | 112,3 | 43.002 | | 1:55.388 | 247,7 | 42 | | | | | | | | |

| 9 | | Black Falcon 1 | | | | | | | AMG GT3 | | | | | | | | |
|-----|---------|----------------|--------|-------|--------|-------|-----------|-----------|---------|---------|--------------|--------|-------|--------|-------|-----------|-----------|
| lap | Sect-1 | Speed | Sect-2 | Speed | Sect-3 | Speed | lap time | Top Speed | lap | Sect-1 | Speed | Sect-2 | Speed | Sect-3 | Speed | lap time | Top Speed |
| 1 | Pit Out | 130,9 | 42.243 | 95,6 | 48.271 | | 2:07.590 | | 16 | 35.606 | 190,8 | 36.525 | 122,3 | 42.636 | | 1:54.767 | 242,2 |
| 2 | 39.829 | 150,2 | 40.622 | 103,6 | 45.555 | | 2:06.006 | 205,3 | 17 | 34.609 | <u>205,7</u> | 37.955 | 125,1 | 42.767 | | 1:55.331 | 246,6 |
| 3 | 37.051 | 183,4 | 39.174 | 105,3 | 45.282 | | 2:01.507 | 236,3 | 18 | 34.188 | 179,4 | 36.479 | 111,1 | 41.736 | | 1:52.403 | 245,5 |
| 4 | 37.301 | 162,7 | 40.549 | 100,6 | 45.553 | | 2:03.403 | 244,3 | 19 | 34.452 | 175,3 | 36.648 | 105,7 | 43.397 | | 1:54.497 | 247,1 |
| 5 | 36.909 | 185,6 | 39.512 | 115,3 | 46.426 | | 2:02.847 | 243,2 | 20 | 35.056 | 166,2 | 36.630 | 116,9 | 41.992 | | 1:53.678 | 244,3 |
| 6 | 36.770 | 173,6 | 39.361 | 109,6 | 46.989 | | 2:03.120 | 244,9 | 21 | 35.688 | 186,9 | 36.380 | 119,9 | 42.641 | | 1:54.709 | 243,2 |
| 7 | 38.349 | 156,5 | 39.659 | 115,0 | 45.606 | | 2:03.614 | 237,4 | 22 | 34.486 | 191,8 | 36.696 | 118,2 | 41.750 | | 1:52.932 | 246,0 |
| 8 | 37.017 | 164,1 | 39.255 | 106,5 | Pit In | | 2:19.596 | 244,3 | 23 | 37.779 | 146,3 | 39.061 | 103,5 | Pit In | | 2:15.802 | 244,9 |
| 9 | Pit Out | 133,7 | 39.001 | 115,4 | 43.671 | | 48:53.877 | | 24 | Pit Out | 169,3 | 36.262 | 108,9 | 41.639 | | 43:28.810 | |



Season Final

Season Final

11 - 15 December 2019

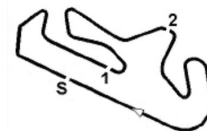
Laps and Sector Times - 13-12-2019

Autodromo Internacional Algarve - 4652 mtr.

| | | | | | | | | | | | | | | | |
|----|---------|-------|----------|--------------|--------|-----------|-------|----|---------------|-------|---------------|-------|---------------|-----------------|--------------|
| 10 | 35.047 | 174,5 | 37.023 | 116,3 | 41.668 | 1:53.738 | 240,0 | 25 | 34.795 | 196,4 | 35.807 | 119,9 | 40.742 | 1:51.344 | 240,0 |
| 11 | 34.336 | 183,1 | 36.276 | 119,9 | 41.940 | 1:52.552 | 244,9 | 26 | 33.240 | 194,6 | 34.915 | 118,4 | 40.739 | 1:48.894 | 249,4 |
| 12 | 35.659 | 189,8 | 35.869 | 116,5 | 41.894 | 1:53.422 | 245,5 | 27 | 33.215 | 197,8 | 35.029 | 113,9 | <u>40.489</u> | 1:48.733 | 251,2 |
| 13 | 34.346 | 187,8 | 1:06.981 | 115,1 | 43.028 | 2:24.355 | 247,1 | 28 | 33.275 | 196,4 | <u>34.785</u> | 116,6 | 40.564 | <u>1:48.624</u> | 252,3 |
| 14 | 34.777 | 189,1 | 37.002 | <u>126,8</u> | Pit In | 2:11.002 | 247,7 | 29 | <u>33.067</u> | 201,5 | 35.453 | 119,2 | 40.653 | 1:49.173 | 252,3 |
| 15 | Pit Out | 173,9 | 37.333 | 116,4 | 44.155 | 39:05.199 | | 30 | 34.210 | 187,8 | 35.193 | 120,0 | Pit In | 2:10.126 | <u>252,9</u> |

| 11 Black Falcon 2 | | | | | | | | AMG GT3 | | | | | | | | | |
|-------------------|---------|-------|--------|-------|--------|-------|-----------|-----------|-----|---------------|--------------|---------------|--------------|---------------|-------|-----------------|--------------|
| lap | Sect-1 | Speed | Sect-2 | Speed | Sect-3 | Speed | lap time | Top Speed | lap | Sect-1 | Speed | Sect-2 | Speed | Sect-3 | Speed | lap time | Top Speed |
| 1 | Pit Out | 172,2 | 37.615 | 106,9 | 41.617 | | 1:54.798 | | 29 | 33.221 | <u>205,3</u> | 34.818 | 120,0 | 41.016 | | 1:49.055 | 247,7 |
| 2 | 34.224 | 191,2 | 35.530 | 115,1 | 41.803 | | 1:51.557 | 243,2 | 30 | 33.722 | 199,3 | 36.629 | 117,3 | Pit In | | 2:03.161 | 248,3 |
| 3 | 34.788 | 186,5 | 36.498 | 115,0 | Pit In | | 2:02.908 | 241,1 | 31 | Pit Out | 197,4 | 34.468 | 118,8 | 40.149 | | 6:24.706 | |
| 4 | Pit Out | 175,0 | 38.862 | 105,8 | 45.515 | | 6:57.042 | | 32 | 36.417 | 146,3 | 38.513 | 90,3 | 41.741 | | 1:56.671 | 250,0 |
| 5 | 37.683 | 179,7 | 38.468 | 117,4 | 44.670 | | 2:00.821 | 239,5 | 33 | 32.666 | 201,5 | 34.318 | 127,1 | 40.375 | | 1:47.359 | 250,0 |
| 6 | 37.245 | 190,8 | 38.916 | 106,0 | 44.336 | | 2:00.497 | 242,2 | 34 | 32.741 | 201,1 | 34.112 | <u>132,4</u> | 40.548 | | 1:47.401 | 250,6 |
| 7 | 36.047 | 177,6 | 37.888 | 103,6 | 44.626 | | 1:58.561 | 241,6 | 35 | 34.167 | 186,9 | 36.121 | 122,4 | Pit In | | 2:06.295 | 250,6 |
| 8 | 36.016 | 189,1 | 38.459 | 114,4 | 45.248 | | 1:59.723 | 241,6 | 36 | Pit Out | 163,9 | 34.940 | 121,5 | 39.209 | | 30:31.545 | |
| 9 | 36.036 | 179,1 | 37.672 | 112,0 | Pit In | | 2:09.372 | 241,6 | 37 | 32.424 | 192,5 | 33.904 | 122,2 | 39.362 | | 1:45.690 | 251,2 |
| 10 | Pit Out | 156,1 | 37.520 | 102,1 | 44.975 | | 10:04.366 | | 38 | 32.708 | 203,0 | 33.906 | 132,2 | 40.239 | | 1:46.853 | 251,7 |
| 11 | 34.326 | 191,5 | 36.109 | 107,9 | 41.929 | | 1:52.364 | 248,8 | 39 | 32.383 | 200,0 | 33.787 | 125,1 | 42.757 | | 1:48.927 | 253,5 |
| 12 | 33.879 | 184,3 | 36.393 | 117,4 | 41.896 | | 1:52.168 | 248,3 | 40 | 32.236 | 196,4 | 33.900 | 121,8 | 39.210 | | 1:45.346 | 252,3 |
| 13 | 33.725 | 169,0 | 36.783 | 112,6 | 41.850 | | 1:52.358 | 250,0 | 41 | 34.166 | 189,1 | 34.408 | 121,5 | Pit In | | 1:57.504 | <u>255,9</u> |
| 14 | 34.087 | 188,5 | 35.529 | 113,3 | 41.133 | | 1:50.749 | 250,0 | 42 | Pit Out | 202,2 | 34.124 | 126,9 | 40.580 | | 34:19.888 | |
| 15 | 33.567 | 195,7 | 35.514 | 113,6 | 41.739 | | 1:50.820 | 250,6 | 43 | 34.623 | 192,5 | 35.118 | 125,9 | 41.163 | | 1:50.904 | 250,0 |
| 16 | 37.629 | 151,7 | 37.631 | 110,5 | Pit In | | 2:08.339 | 238,4 | 44 | 33.212 | 191,8 | 34.485 | 128,1 | 41.356 | | 1:49.053 | 247,7 |
| 17 | Pit Out | 183,7 | 35.613 | 116,3 | 41.887 | | 35:34.606 | | 45 | 33.141 | 202,6 | 36.127 | 118,4 | 42.204 | | 1:51.472 | 249,4 |
| 18 | 33.825 | 186,5 | 35.016 | 117,8 | 41.088 | | 1:49.929 | 251,2 | 46 | 33.078 | 197,4 | 35.015 | 120,0 | 41.002 | | 1:49.095 | 249,4 |
| 19 | 33.083 | 194,2 | 34.918 | 131,7 | 41.806 | | 1:49.807 | 248,8 | 47 | 32.989 | 201,5 | 35.095 | 129,8 | Pit In | | 2:01.933 | 250,0 |
| 20 | 33.196 | 194,2 | 35.045 | 114,6 | 41.047 | | 1:49.288 | 248,8 | 48 | Pit Out | 59,8 | 1:12.052 | 70,7 | Pit In | | 30:29.284 | |
| 21 | 33.125 | 197,4 | 34.605 | 132,0 | 41.334 | | 1:49.064 | 250,0 | 49 | Pit Out | 193,2 | 34.176 | 122,4 | 39.511 | | 6:16.350 | |
| 22 | 37.210 | 175,6 | 38.564 | 116,0 | Pit In | | 2:10.713 | 251,2 | 50 | 32.173 | 192,2 | 33.837 | 121,6 | 39.393 | | 1:45.403 | 251,2 |
| 23 | Pit Out | 199,3 | 34.408 | 119,1 | 39.966 | | 40:46.139 | | 51 | 32.314 | 193,9 | <u>33.727</u> | 127,4 | <u>39.118</u> | | <u>1:45.159</u> | 252,9 |
| 24 | 32.934 | 179,7 | 34.241 | 119,5 | 42.431 | | 1:49.606 | 251,7 | 52 | <u>32.092</u> | 201,9 | 33.868 | 122,0 | Pit In | | 1:50.962 | 252,3 |
| 25 | 33.371 | 172,2 | 34.619 | 118,8 | Pit In | | 1:56.585 | 246,0 | 53 | Pit Out | 191,8 | 35.087 | 124,1 | 43.107 | | 5:25.185 | |
| 26 | Pit Out | 190,8 | 35.221 | 111,3 | 41.609 | | 8:27.415 | | 54 | 32.950 | 199,6 | 35.118 | 114,6 | 41.235 | | 1:49.303 | 249,4 |
| 27 | 33.488 | 194,2 | 34.851 | 115,1 | 40.773 | | 1:49.112 | 247,1 | 55 | 33.045 | 201,5 | 35.142 | 107,8 | 42.030 | | 1:50.217 | 249,4 |
| 28 | 33.268 | 194,6 | 34.579 | 127,5 | 41.066 | | 1:48.913 | 248,8 | 56 | 33.358 | 198,9 | 35.012 | 125,6 | Pit In | | 2:01.763 | 250,6 |

| 23 R-Motorsport | | | | | | | | Aston Martin GT4 | | | | | | | | | |
|-----------------|---------|-------|--------|-------|--------|-------|-----------|------------------|-----|---------------|--------------|---------------|-------|---------------|-------|-----------------|-----------|
| lap | Sect-1 | Speed | Sect-2 | Speed | Sect-3 | Speed | lap time | Top Speed | lap | Sect-1 | Speed | Sect-2 | Speed | Sect-3 | Speed | lap time | Top Speed |
| 1 | Pit Out | 123,3 | 47.644 | 94,1 | 54.316 | | 2:26.099 | | 45 | Pit Out | 127,1 | 40.743 | 108,0 | 44.363 | | 10:53.950 | |
| 2 | 41.088 | 140,6 | 43.956 | 101,8 | 48.823 | | 2:13.867 | 204,2 | 46 | 39.231 | 120,8 | 41.371 | 100,5 | 43.942 | | 2:04.544 | 211,4 |
| 3 | 40.046 | 133,0 | 42.871 | 102,6 | 47.983 | | 2:10.900 | 228,8 | 47 | 37.056 | 147,1 | 39.881 | 111,5 | 43.930 | | 2:00.867 | 219,1 |
| 4 | 39.148 | 139,2 | 42.670 | 105,5 | 47.587 | | 2:09.405 | 227,4 | 48 | 41.643 | 118,8 | 41.901 | 101,7 | Pit In | | 2:15.304 | 193,9 |
| 5 | 39.307 | 140,3 | 42.099 | 104,5 | 48.488 | | 2:09.894 | 227,8 | 49 | Pit Out | 145,6 | 41.841 | 103,9 | 46.301 | | 25:25.518 | |
| 6 | 39.020 | 157,2 | 41.640 | 102,5 | 48.016 | | 2:08.676 | 225,5 | 50 | 37.153 | 149,8 | 39.892 | 109,3 | 43.146 | | 2:00.191 | 229,8 |
| 7 | 38.631 | 151,7 | 42.556 | 108,5 | 47.159 | | 2:08.346 | 230,8 | 51 | 36.108 | 171,2 | 37.820 | 114,9 | 43.245 | | 1:57.173 | 231,8 |
| 8 | 38.659 | 163,4 | 41.144 | 103,4 | 47.628 | | 2:07.431 | 228,8 | 52 | 35.898 | 175,3 | 37.919 | 114,5 | 43.114 | | 1:56.931 | 232,8 |
| 9 | 38.548 | 156,1 | 41.129 | 104,7 | 47.714 | | 2:07.391 | 230,8 | 53 | 35.579 | <u>192,2</u> | 37.271 | 116,9 | 42.947 | | 1:55.797 | 233,8 |
| 10 | 39.160 | 144,2 | 41.903 | 105,9 | 47.232 | | 2:08.295 | 230,8 | 54 | 39.553 | 135,0 | 45.596 | 96,8 | 48.073 | | 2:13.222 | 233,8 |
| 11 | 41.290 | 130,9 | 46.810 | 97,6 | Pit In | | 2:31.975 | 209,3 | 55 | 35.719 | 160,7 | 37.602 | 115,8 | 42.883 | | 1:56.204 | 233,3 |
| 12 | Pit Out | 125,1 | 45.329 | 99,8 | Pit In | | 57:25.288 | | 56 | 36.738 | 171,4 | 38.038 | 109,1 | Pit In | | 2:07.054 | 233,8 |
| 13 | Pit Out | 113,9 | 46.929 | 98,8 | 50.533 | | 6:36.974 | | 57 | Pit Out | 137,1 | 42.324 | 105,9 | 47.638 | | 15:10.294 | |
| 14 | 40.263 | 148,8 | 41.627 | 109,9 | 45.502 | | 2:07.392 | 198,2 | 58 | 38.211 | 139,2 | 40.469 | 113,4 | 43.663 | | 2:02.343 | 226,9 |
| 15 | 37.222 | 153,2 | 38.846 | 110,4 | 44.222 | | 2:00.290 | 233,8 | 59 | 35.391 | 183,7 | 36.750 | 121,6 | <u>42.089</u> | | 1:54.230 | 233,8 |
| 16 | 36.571 | 169,0 | 37.998 | 109,8 | 43.635 | | 1:58.204 | 233,8 | 60 | 35.079 | 180,3 | 36.731 | 118,9 | 42.380 | | 1:54.190 | 233,8 |
| 17 | 36.910 | 166,9 | 38.602 | 113,7 | 43.739 | | 1:59.251 | 234,3 | 61 | <u>34.886</u> | 172,2 | 36.849 | 120,7 | 42.097 | | <u>1:53.832</u> | 234,3 |
| 18 | 36.161 | 175,6 | 37.952 | 110,8 | 44.057 | | 1:58.170 | 232,8 | 62 | 38.550 | 141,7 | 40.497 | 108,5 | 44.010 | | 2:03.057 | 218,2 |
| 19 | 36.220 | 172,5 | 37.699 | 112,3 | 43.229 | | 1:57.148 | 233,3 | 63 | 38.107 | 140,3 | 39.675 | 112,4 | 43.530 | | 2:01.312 | 234,3 |
| 20 | 35.886 | 180,0 | 37.636 | 116,9 | 42.899 | | 1:56.421 | 234,3 | 64 | 35.009 | 181,2 | <u>36.703</u> | 121,3 | 42.146 | | 1:53.858 | 234,8 |
| 21 | 36.635 | 172,0 | 37.747 | 114,0 | 43.105 | | 1:57.487 | <u>236,3</u> | 65 | 38.040 | 139,5 | 38.386 | 119,1 | Pit In | | 2:09.217 | 233,8 |
| 22 | 37.625 | 162,9 | 38.812 | 116,8 | Pit In | | 2:09.866 | 235,8 | 66 | Pit Out | 141,2 | 41.683 | 101,7 | 46.116 | | 8:19.456 | |
| 23 | Pit Out | 130,4 | 40.366 | 110,1 | 44.947 | | 21:47.899 | | 67 | 36.391 | 156,3 | 40.399 | 93,0 | 45.360 | | 2:02.150 | 230,8 |
| 24 | 36.552 | 153,8 | 38.551 | 115,5 | 44.173 | | 1:59.276 | 231,8 | 68 | 35.510 | 171,4 | 36.885 | 120,7 | 42.516 | | 1:54.911 | 231,8 |
| 25 | 36.163 | 161,9 | 37.717 | 119,1 | 43.303 | | 1:57.183 | 229,8 | 69 | 35.092 | 178,5 | 36.807 | 121,8 | 42.400 | | 1:54.299 | 233,8 |
| 26 | 35.750 | 175,9 | 37.322 | 118,0 | 43.067 | | 1:56.139 | 233,3 | 70 | 35.142 | 187,5 | 37.304 | 113,0 | 47.096 | | 1:59.542 | 233,8 |



Season Final

Season Final

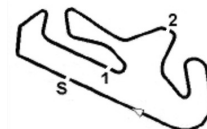
11 - 15 December 2019

Laps and Sector Times - 13-12-2019

Autodromo Internacional Algarve - 4652 mtr.

| | | | | | | | | | | | | | | | |
|----|---------|-------|--------|-------|--------|-----------|--------------|----|---------|-------|--------|--------------|--------|-----------|-------|
| 27 | 35.571 | 182,1 | 37.381 | 114,8 | 42.770 | 1:55.722 | 232,8 | 71 | 40.969 | 145,0 | 38.064 | 119,9 | 43.197 | 2:02.230 | 194,6 |
| 28 | 35.758 | 173,4 | 39.039 | 120,4 | 43.292 | 1:58.089 | 235,8 | 72 | 35.210 | 166,4 | 36.782 | <u>125,3</u> | 42.550 | 1:54.542 | 234,3 |
| 29 | 35.777 | 177,0 | 37.332 | 120,0 | 43.120 | 1:56.229 | 233,8 | 73 | 35.322 | 183,1 | 37.164 | 119,2 | Pit In | 2:04.945 | 235,3 |
| 30 | 35.794 | 169,8 | 37.503 | 118,2 | Pit In | 2:03.980 | 234,3 | 74 | Pit Out | 154,7 | 38.197 | 114,8 | 42.571 | 32:42.767 | |
| 31 | Pit Out | 125,6 | 45.446 | 95,2 | 44.616 | 8:18.134 | | 75 | 35.402 | 178,8 | 36.907 | 115,8 | 42.389 | 1:54.698 | 233,3 |
| 32 | 39.095 | 170,3 | 39.532 | 113,8 | 43.114 | 2:01.741 | 233,8 | 76 | 35.428 | 180,0 | 37.080 | 117,8 | 42.375 | 1:54.883 | 233,8 |
| 33 | 35.187 | 184,9 | 36.845 | 120,7 | 42.495 | 1:54.527 | 235,3 | 77 | 35.320 | 183,1 | 36.940 | 121,2 | 42.518 | 1:54.778 | 233,3 |
| 34 | 35.176 | 169,8 | 36.970 | 114,2 | 42.211 | 1:54.357 | 234,8 | 78 | 39.441 | 130,4 | 38.811 | 115,6 | 43.121 | 2:01.373 | 228,8 |
| 35 | 37.969 | 144,6 | 39.970 | 107,9 | 47.309 | 2:05.248 | 229,8 | 79 | 35.265 | 185,2 | 36.757 | 118,4 | 42.466 | 1:54.488 | 233,3 |
| 36 | 35.071 | 188,8 | 38.166 | 110,7 | 43.541 | 1:56.778 | <u>236,3</u> | 80 | 35.214 | 186,5 | 36.819 | 122,4 | 42.653 | 1:54.686 | 234,3 |
| 37 | 35.280 | 174,8 | 37.863 | 113,4 | Pit In | 2:04.841 | 235,3 | 81 | 35.009 | 181,8 | 36.967 | 118,4 | Pit In | 2:03.890 | 234,3 |
| 38 | Pit Out | 112,5 | 43.741 | 101,2 | 48.607 | 32:34.623 | | 82 | Pit Out | 144,2 | 40.833 | 108,7 | 44.968 | 8:34.820 | |
| 39 | 41.749 | 117,9 | 44.259 | 98,6 | 48.111 | 2:14.119 | 187,2 | 83 | 35.791 | 170,1 | 37.330 | 116,6 | 42.483 | 1:55.604 | 230,3 |
| 40 | 40.666 | 136,5 | 43.008 | 99,5 | 49.816 | 2:13.490 | 197,1 | 84 | 35.198 | 188,2 | 37.242 | 106,5 | 43.306 | 1:55.746 | 232,3 |
| 41 | 44.434 | 103,0 | 44.976 | 97,4 | Pit In | 2:29.154 | 196,4 | 85 | 35.265 | 181,5 | 37.006 | 122,2 | 42.201 | 1:54.472 | 232,8 |
| 42 | Pit Out | 128,6 | 40.848 | 100,0 | 43.970 | 7:03.222 | | 86 | 35.185 | 179,7 | 37.023 | 116,6 | 42.310 | 1:54.518 | 233,8 |
| 43 | 39.181 | 137,2 | 39.026 | 110,5 | 43.365 | 2:01.572 | 225,0 | 87 | 35.148 | 175,6 | 40.452 | 93,5 | Pit In | 21:34.798 | 234,3 |
| 44 | 41.591 | 111,9 | 41.483 | 102,2 | Pit In | 2:19.620 | 209,7 | 88 | | | | | | | |

| O30 | AMG 1 | | | | | | | | | | | | | | | | |
|-----|---------|-------|--------|-------|--------|-------|-----------|-----------|-----|---------|--------------|--------|--------------|--------|-------|-----------|--------------|
| lap | Sect-1 | Speed | Sect-2 | Speed | Sect-3 | Speed | lap time | Top Speed | lap | Sect-1 | Speed | Sect-2 | Speed | Sect-3 | Speed | lap time | Top Speed |
| 1 | Pit Out | 135,8 | 44.115 | 96,8 | 48.860 | | 2:13.411 | | 82 | 34.203 | 178,8 | 36.338 | 105,4 | 41.775 | | 1:52.316 | 263,4 |
| 2 | 38.963 | 143,4 | 41.892 | 98,9 | 47.289 | | 2:08.144 | 240,0 | 83 | 33.778 | 178,8 | 36.099 | 104,3 | 42.148 | | 1:52.025 | 263,4 |
| 3 | 37.506 | 159,3 | 40.694 | 97,7 | 46.645 | | 2:04.845 | 259,6 | 84 | 33.842 | 189,1 | 36.057 | 115,1 | 41.877 | | 1:51.776 | 264,1 |
| 4 | 37.316 | 149,2 | 40.690 | 111,5 | 46.461 | | 2:04.467 | 259,0 | 85 | 34.230 | 180,9 | 37.082 | 101,7 | 41.968 | | 1:53.280 | 264,1 |
| 5 | 37.507 | 154,5 | 40.453 | 102,9 | 46.458 | | 2:04.418 | 261,5 | 86 | 34.175 | 190,8 | 36.095 | 104,4 | 41.843 | | 1:52.113 | 263,4 |
| 6 | 37.040 | 165,4 | 39.778 | 106,8 | 45.979 | | 2:02.797 | 259,0 | 87 | 33.817 | 185,6 | 35.995 | 107,2 | 41.872 | | 1:51.684 | 262,8 |
| 7 | 36.815 | 167,7 | 39.902 | 105,7 | 46.946 | | 2:03.663 | 262,8 | 88 | 33.956 | 185,9 | 36.026 | 113,8 | 41.898 | | 1:51.880 | 263,4 |
| 8 | 37.239 | 169,0 | 39.707 | 113,8 | 46.038 | | 2:02.984 | 262,8 | 89 | 34.232 | 184,6 | 37.556 | 103,3 | 42.442 | | 1:54.230 | 264,7 |
| 9 | 36.787 | 164,4 | 39.522 | 108,2 | 46.444 | | 2:02.753 | 263,4 | 90 | 34.185 | 184,0 | 36.480 | 110,9 | 42.013 | | 1:52.678 | 261,5 |
| 10 | 36.728 | 169,0 | 39.262 | 111,1 | 46.471 | | 2:02.461 | 262,1 | 91 | 34.310 | 188,8 | 37.378 | 105,8 | 42.356 | | 1:54.044 | 262,1 |
| 11 | 36.673 | 167,2 | 39.539 | 116,4 | 45.856 | | 2:02.068 | 260,9 | 92 | 34.400 | 170,9 | 36.825 | 110,7 | 42.047 | | 1:53.272 | 263,4 |
| 12 | 36.747 | 173,4 | 39.432 | 109,8 | 46.379 | | 2:02.558 | 262,1 | 93 | 34.338 | 185,6 | 36.277 | 107,6 | Pit In | | 1:59.449 | 263,4 |
| 13 | 36.433 | 177,0 | 39.658 | 112,1 | 46.060 | | 2:02.151 | 262,8 | 94 | Pit Out | 164,9 | 36.271 | 109,4 | 41.353 | | 10:09.978 | |
| 14 | 36.992 | 163,6 | 39.445 | 114,5 | 46.507 | | 2:02.944 | 262,1 | 95 | 35.698 | 164,1 | 36.726 | 106,1 | 41.237 | | 1:53.661 | 261,5 |
| 15 | 36.908 | 173,9 | 39.369 | 114,2 | 46.155 | | 2:02.432 | 260,2 | 96 | 33.319 | 193,2 | 35.213 | 119,5 | 40.979 | | 1:49.511 | 263,4 |
| 16 | 36.741 | 169,8 | 39.447 | 110,7 | 46.228 | | 2:02.416 | 262,1 | 97 | 33.462 | 189,1 | 35.203 | 118,3 | 41.037 | | 1:49.702 | 264,7 |
| 17 | 37.023 | 171,4 | 39.327 | 111,9 | 46.302 | | 2:02.652 | 262,8 | 98 | 33.714 | 178,8 | 35.386 | 122,9 | 41.354 | | 1:50.454 | 264,1 |
| 18 | 36.751 | 175,9 | 39.174 | 113,1 | Pit In | | 2:08.616 | 262,8 | 99 | 33.601 | 188,2 | 36.233 | 117,0 | 42.542 | | 1:52.376 | 264,7 |
| 19 | Pit Out | 156,1 | 39.827 | 104,2 | 46.236 | | 9:54.004 | | 100 | 33.913 | 180,3 | 35.751 | 111,6 | 41.356 | | 1:51.020 | 264,1 |
| 20 | 36.880 | 166,4 | 39.182 | 111,3 | 46.439 | | 2:02.501 | 263,4 | 101 | 33.772 | 195,7 | 35.878 | 110,2 | 41.359 | | 1:51.009 | 263,4 |
| 21 | 36.779 | 171,2 | 39.099 | 113,4 | 46.555 | | 2:02.433 | 256,5 | 102 | 33.574 | 193,9 | 35.991 | 116,8 | 42.488 | | 1:52.053 | 264,1 |
| 22 | 36.766 | 170,6 | 38.911 | 115,5 | 46.154 | | 2:01.831 | 261,5 | 103 | 35.995 | 153,6 | 42.292 | 94,3 | 44.461 | | 2:02.748 | 259,0 |
| 23 | 36.295 | 177,0 | 39.350 | 112,9 | 46.247 | | 2:01.892 | 262,8 | 104 | 33.632 | 198,9 | 36.177 | 109,8 | 41.436 | | 1:51.245 | 260,9 |
| 24 | 36.722 | 161,9 | 39.360 | 114,0 | 46.417 | | 2:02.499 | 261,5 | 105 | 33.479 | 181,5 | 35.617 | 113,4 | 41.513 | | 1:50.609 | 263,4 |
| 25 | 36.811 | 168,8 | 38.927 | 113,1 | 46.828 | | 2:02.566 | 263,4 | 106 | 33.898 | 186,9 | 36.735 | 117,9 | 41.423 | | 1:52.056 | 263,4 |
| 26 | 36.840 | 170,3 | 39.258 | 111,3 | 46.580 | | 2:02.678 | 259,6 | 107 | 33.837 | 184,0 | 35.764 | 111,9 | 41.490 | | 1:51.091 | 262,8 |
| 27 | 36.691 | 181,2 | 39.880 | 115,5 | 46.561 | | 2:03.132 | 263,4 | 108 | 33.596 | <u>199,3</u> | 35.979 | 111,5 | 41.697 | | 1:51.272 | 263,4 |
| 28 | 36.710 | 169,0 | 39.172 | 114,6 | 46.370 | | 2:02.252 | 262,8 | 109 | 33.893 | 181,5 | 36.486 | 112,3 | 41.580 | | 1:51.959 | 265,4 |
| 29 | 36.459 | 169,3 | 39.377 | 110,8 | 46.905 | | 2:02.741 | 262,8 | 110 | 35.073 | 121,9 | 36.470 | 108,9 | Pit In | | 2:00.363 | 265,4 |
| 30 | 36.662 | 171,2 | 39.235 | 112,5 | 46.984 | | 2:02.881 | 261,5 | 111 | Pit Out | 161,7 | 36.177 | 127,2 | 41.830 | | 9:42.786 | |
| 31 | 37.473 | 169,0 | 39.208 | 118,7 | 46.620 | | 2:03.301 | 260,2 | 112 | 33.843 | 187,5 | 35.737 | 119,7 | 41.673 | | 1:51.253 | 264,1 |
| 32 | 36.769 | 175,0 | 39.245 | 116,8 | 46.919 | | 2:02.933 | 262,1 | 113 | 33.722 | 186,2 | 35.487 | 125,4 | 41.385 | | 1:50.594 | 263,4 |
| 33 | 36.691 | 174,2 | 39.061 | 116,3 | 46.790 | | 2:02.542 | 259,6 | 114 | 33.788 | 184,3 | 35.455 | 126,0 | 41.616 | | 1:50.859 | 264,7 |
| 34 | 36.736 | 183,4 | 38.840 | 115,3 | 46.631 | | 2:02.207 | 262,1 | 115 | 33.745 | 180,9 | 35.618 | <u>131,2</u> | 41.820 | | 1:51.183 | 264,7 |
| 35 | 36.831 | 174,2 | 39.534 | 116,3 | 46.237 | | 2:02.602 | 262,1 | 116 | 33.802 | 189,8 | 35.595 | 118,9 | 41.612 | | 1:51.009 | 264,7 |
| 36 | 36.344 | 169,5 | 39.238 | 110,5 | Pit In | | 2:07.725 | 263,4 | 117 | 34.254 | 183,7 | 35.760 | 118,9 | 41.832 | | 1:51.846 | 264,7 |
| 37 | Pit Out | 113,2 | 40.603 | 96,8 | 45.555 | | 22:21.926 | | 118 | 33.921 | 178,2 | 35.636 | 124,1 | 41.648 | | 1:51.205 | 266,0 |
| 38 | 37.762 | 158,1 | 37.689 | 102,9 | 44.645 | | 2:00.096 | 250,6 | 119 | 33.716 | 179,7 | 35.960 | 121,1 | 41.702 | | 1:51.378 | 265,4 |
| 39 | 36.728 | 150,8 | 39.626 | 97,0 | 45.982 | | 2:02.336 | 256,5 | 120 | 34.781 | 182,1 | 35.713 | 116,6 | 41.651 | | 1:52.145 | 265,4 |
| 40 | 38.778 | 150,8 | 39.851 | 96,5 | 46.464 | | 2:05.093 | 217,7 | 121 | 34.020 | 177,3 | 35.883 | 116,4 | 41.918 | | 1:51.821 | 264,7 |
| 41 | 37.203 | 166,4 | 39.280 | 96,9 | 46.025 | | 2:02.508 | 254,7 | 122 | 33.798 | 184,9 | 35.724 | 124,9 | 41.806 | | 1:51.328 | 264,1 |
| 42 | 37.352 | 164,4 | 40.171 | 94,1 | 46.698 | | 2:04.221 | 252,9 | 123 | 33.899 | 186,9 | 35.779 | 116,3 | 41.757 | | 1:51.435 | 266,0 |
| 43 | 38.192 | 152,3 | 41.536 | 92,5 | Pit In | | 2:12.559 | 251,2 | 124 | 33.678 | 183,1 | 35.706 | 118,3 | 41.903 | | 1:51.287 | 266,0 |
| 44 | Pit Out | 136,9 | 38.909 | 97,1 | 42.949 | | 6:28.537 | | 125 | 34.651 | 174,2 | 36.000 | 115,8 | 41.824 | | 1:52.475 | <u>269,3</u> |
| 45 | 34.000 | 182,7 | 35.515 | 116,6 | 41.633 | | 1:51.148 | 266,0 | 126 | 34.782 | 166,7 | 36.222 | 109,5 | 42.184 | | 1:53.188 | <u>269,3</u> |
| 46 | 33.917 | 190,8 | 35.937 | 109,2 | 41.536 | | 1:51.390 | 265,4 | 127 | 34.164 | 184,0 | 35.804 | 120,8 | Pit In | | 2:00.176 | 264,7 |



Season Final

Season Final

11 - 15 December 2019

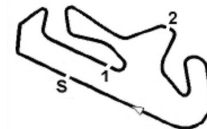
Laps and Sector Times - 13-12-2019

Autodromo Internacional Algarve - 4652 mtr.

| | | | | | | | | | | | | | | |
|----|---------|-------|--------|-------|--------|-----------|-------|-----|---------------|-------|---------------|-------|---------------|-----------------------|
| 47 | 33.850 | 185,2 | 35.647 | 111,8 | 41.750 | 1:51.247 | 266,0 | 128 | Pit Out | 127,4 | 42.459 | 104,2 | 49.470 | 8:41.019 |
| 48 | 34.661 | 174,8 | 36.622 | 109,6 | 41.961 | 1:53.244 | 265,4 | 129 | 37.729 | 155,2 | 38.330 | 113,8 | 41.024 | 1:57.083 238,9 |
| 49 | 34.258 | 157,4 | 35.972 | 115,6 | 41.660 | 1:51.890 | 265,4 | 130 | <u>33.049</u> | 184,0 | <u>34.911</u> | 123,0 | <u>40.613</u> | <u>1:48.573</u> 265,4 |
| 50 | 33.979 | 181,2 | 35.949 | 119,5 | 41.967 | 1:51.895 | 266,0 | 131 | 33.116 | 183,4 | 35.847 | 121,8 | 41.392 | 1:50.355 265,4 |
| 51 | 34.079 | 180,9 | 36.145 | 117,5 | 42.491 | 1:52.715 | 266,0 | 132 | 33.466 | 184,6 | 35.101 | 123,0 | 40.773 | 1:49.340 264,1 |
| 52 | 34.310 | 177,6 | 36.533 | 111,5 | 42.301 | 1:53.144 | 265,4 | 133 | 33.310 | 183,7 | 35.085 | 123,7 | 40.712 | 1:49.107 264,7 |
| 53 | 35.184 | 169,3 | 36.217 | 113,8 | 41.920 | 1:53.321 | 265,4 | 134 | 33.272 | 188,5 | 35.044 | 120,7 | 40.917 | 1:49.233 266,0 |
| 54 | 34.195 | 183,7 | 36.013 | 113,9 | Pit In | 1:56.114 | 266,0 | 135 | 33.584 | 187,2 | 35.215 | 130,3 | 41.512 | 1:50.311 266,0 |
| 55 | Pit Out | 128,3 | 42.994 | 95,0 | 45.461 | 11:56.207 | | 136 | 33.603 | 191,2 | 35.485 | 122,2 | 41.255 | 1:50.343 264,7 |
| 56 | 37.978 | 131,4 | 38.439 | 110,0 | 42.723 | 1:59.140 | 248,8 | 137 | 33.932 | 187,5 | 35.348 | 120,1 | 41.303 | 1:50.583 265,4 |
| 57 | 33.463 | 188,2 | 34.950 | 121,6 | 41.183 | 1:49.596 | 263,4 | 138 | 33.576 | 185,9 | 35.488 | 106,7 | 41.513 | 1:50.577 264,1 |
| 58 | 33.305 | 188,5 | 35.269 | 119,7 | 41.328 | 1:49.902 | 264,7 | 139 | 34.062 | 190,1 | 35.670 | 116,1 | 41.418 | 1:51.150 264,1 |
| 59 | 33.583 | 184,9 | 35.653 | 122,0 | 41.638 | 1:50.874 | 264,1 | 140 | 33.333 | 194,2 | 35.334 | 130,6 | 41.766 | 1:50.433 264,7 |
| 60 | 33.760 | 182,1 | 35.435 | 123,9 | 41.581 | 1:50.776 | 264,1 | 141 | 33.569 | 187,5 | 35.631 | 124,0 | 41.416 | 1:50.616 265,4 |
| 61 | 33.801 | 185,9 | 35.420 | 117,9 | 41.499 | 1:50.720 | 265,4 | 142 | 34.674 | 188,8 | 35.568 | 123,7 | 41.571 | 1:51.813 265,4 |
| 62 | 34.389 | 157,9 | 36.962 | 110,9 | 41.771 | 1:53.122 | 265,4 | 143 | 33.610 | 184,9 | 35.602 | 122,6 | 41.458 | 1:50.670 265,4 |
| 63 | 34.259 | 176,5 | 35.909 | 118,4 | 42.332 | 1:52.500 | 262,1 | 144 | 33.745 | 190,8 | 36.440 | 118,6 | Pit In | 2:02.614 265,4 |
| 64 | 34.255 | 182,7 | 35.957 | 117,5 | 41.527 | 1:51.739 | 264,1 | 145 | Pit Out | 168,2 | 36.665 | 115,9 | 42.358 | 11:46.290 |
| 65 | 33.758 | 181,8 | 35.653 | 122,0 | 41.594 | 1:51.005 | 264,1 | 146 | 34.266 | 187,2 | 35.800 | 120,4 | 41.813 | 1:51.879 260,2 |
| 66 | 33.691 | 194,9 | 36.573 | 108,2 | 41.922 | 1:52.186 | 265,4 | 147 | 35.472 | 191,8 | 35.798 | 123,9 | 42.890 | 1:54.160 252,9 |
| 67 | 34.573 | 180,6 | 37.450 | 108,9 | 41.951 | 1:53.974 | 265,4 | 148 | 33.804 | 192,5 | 35.796 | 116,9 | 41.986 | 1:51.586 262,1 |
| 68 | 34.292 | 178,2 | 36.142 | 113,3 | 41.975 | 1:52.409 | 266,0 | 149 | 33.966 | 185,6 | 35.969 | 119,2 | 41.875 | 1:51.810 261,5 |
| 69 | 35.748 | 177,6 | 36.037 | 114,2 | 41.787 | 1:53.572 | 265,4 | 150 | 33.921 | 173,4 | 35.922 | 119,5 | 42.197 | 1:52.040 265,4 |
| 70 | 33.680 | 189,5 | 35.994 | 117,6 | 41.853 | 1:51.527 | 266,0 | 151 | 33.727 | 186,2 | 35.788 | 119,6 | 41.834 | 1:51.349 264,7 |
| 71 | 34.060 | 180,0 | 35.797 | 118,8 | 41.947 | 1:51.804 | 268,0 | 152 | 34.007 | 183,4 | 36.227 | 116,5 | 42.500 | 1:52.734 264,7 |
| 72 | 34.135 | 171,7 | 36.798 | 113,4 | Pit In | 2:00.488 | 266,7 | 153 | 34.010 | 166,7 | 37.905 | 116,8 | 42.556 | 1:54.471 262,1 |
| 73 | Pit Out | 150,4 | 39.019 | 112,0 | 44.405 | 10:55.194 | | 154 | 34.248 | 177,3 | 36.957 | 109,6 | 42.073 | 1:53.278 262,8 |
| 74 | 39.664 | 145,9 | 43.493 | 106,8 | Pit In | 2:19.275 | 230,8 | 155 | 34.235 | 177,3 | 36.849 | 113,8 | Pit In | 1:59.008 264,7 |
| 75 | Pit Out | 143,6 | 38.503 | 100,3 | 42.786 | 15:04.201 | | 156 | Pit Out | 151,7 | 38.076 | 101,2 | 42.768 | 8:35.863 |
| 76 | 34.619 | 174,5 | 36.153 | 107,8 | 42.008 | 1:52.780 | 258,4 | 157 | 34.255 | 179,1 | 36.157 | 112,4 | 41.741 | 1:52.153 264,1 |
| 77 | 34.314 | 179,4 | 36.208 | 106,5 | 41.625 | 1:52.147 | 262,8 | 158 | 34.498 | 177,3 | 36.109 | 116,1 | 42.383 | 1:52.990 263,4 |
| 78 | 34.172 | 191,8 | 36.112 | 108,5 | 41.870 | 1:52.154 | 262,8 | 159 | 33.877 | 181,8 | 36.048 | 119,7 | 41.602 | 1:51.527 263,4 |
| 79 | 33.911 | 184,0 | 35.986 | 114,5 | 41.501 | 1:51.398 | 262,8 | 160 | 34.005 | 174,2 | 36.645 | 109,9 | 42.119 | 1:52.769 264,1 |
| 80 | 33.914 | 187,5 | 35.717 | 116,8 | 41.765 | 1:51.396 | 263,4 | 161 | 35.785 | 151,9 | 39.663 | 99,4 | Pit In | 2:10.181 263,4 |
| 81 | 33.861 | 184,6 | 36.749 | 107,0 | 42.100 | 1:52.710 | 263,4 | 162 | | | | | | |

| 31 AMG - HWA | | | | | | | | AMG GT3 | | | | | | | | | |
|--------------|---------|--------------|--------|-------|--------|-------|----------|-----------|-----|---------------|-------|---------------|--------------|---------------|-------|-----------------|--------------|
| lap | Sect-1 | Speed | Sect-2 | Speed | Sect-3 | Speed | lap time | Top Speed | lap | Sect-1 | Speed | Sect-2 | Speed | Sect-3 | Speed | lap time | Top Speed |
| 1 | Pit Out | 158,8 | 42.619 | 88,2 | Pit In | | 2:20.564 | | 22 | 33.746 | 207,3 | 34.855 | 133,8 | 40.821 | | 1:49.422 | 247,1 |
| 2 | Pit Out | 174,8 | 40.152 | 99,4 | 46.794 | | 3:48.863 | | 23 | <u>32.901</u> | 213,9 | 35.822 | 133,5 | 40.640 | | 1:49.363 | 250,0 |
| 3 | 37.117 | 173,9 | 39.717 | 100,6 | 45.437 | | 2:02.271 | 240,0 | 24 | 34.926 | 214,3 | 34.776 | <u>153,4</u> | Pit In | | 1:58.216 | <u>253,5</u> |
| 4 | 37.083 | 183,1 | 38.692 | 107,8 | 45.776 | | 2:01.551 | 241,1 | 25 | Pit Out | 148,1 | 42.610 | 101,2 | 50.096 | | 12:26.730 | |
| 5 | 36.296 | 198,2 | 38.824 | 108,1 | 45.034 | | 2:00.154 | 243,2 | 26 | 42.110 | 148,8 | 41.430 | 108,5 | 48.272 | | 2:11.812 | 200,7 |
| 6 | 35.952 | 193,9 | 38.949 | 109,1 | 45.798 | | 2:00.699 | 245,5 | 27 | 40.151 | 141,7 | 40.034 | 112,1 | 47.035 | | 2:07.220 | 195,3 |
| 7 | 35.989 | 181,2 | 38.310 | 104,3 | 45.572 | | 1:59.871 | 244,9 | 28 | 39.289 | 157,7 | 39.705 | 110,3 | 46.265 | | 2:05.259 | 239,5 |
| 8 | 36.558 | 183,4 | 38.006 | 117,4 | 45.727 | | 2:00.291 | 245,5 | 29 | 40.815 | 130,6 | 45.529 | 95,9 | Pit In | | 2:27.102 | 241,1 |
| 9 | 36.088 | 193,2 | 38.131 | 108,3 | 45.012 | | 1:59.231 | 245,5 | 30 | Pit Out | 167,4 | 37.747 | 100,6 | 43.190 | | 33:41.000 | |
| 10 | 36.069 | 203,4 | 38.115 | 116,5 | 44.643 | | 1:58.827 | 246,0 | 31 | 33.490 | 210,1 | <u>34.084</u> | 135,2 | <u>40.081</u> | | <u>1:47.655</u> | 247,1 |
| 11 | 38.942 | 148,4 | 44.893 | 88,2 | Pit In | | 2:18.792 | 244,9 | 32 | 34.267 | 192,2 | 34.457 | 131,2 | 40.814 | | 1:49.538 | 252,9 |
| 12 | Pit Out | 163,1 | 40.565 | 103,5 | 44.802 | | 8:08.771 | | 33 | 33.288 | 203,0 | 48.715 | 108,0 | 41.146 | | 2:03.149 | 247,7 |
| 13 | 35.685 | 184,9 | 37.028 | 116,3 | 42.765 | | 1:55.478 | 240,0 | 34 | 33.175 | 218,2 | 34.722 | 139,4 | 40.409 | | 1:48.306 | 250,0 |
| 14 | 35.925 | 181,2 | 36.292 | 123,7 | 42.761 | | 1:54.978 | 245,5 | 35 | 33.196 | 193,5 | 37.006 | 116,3 | 41.727 | | 1:51.929 | 251,7 |
| 15 | 34.580 | 196,4 | 36.592 | 115,6 | 41.953 | | 1:53.125 | 245,5 | 36 | 33.722 | 183,7 | 35.093 | 125,7 | 40.688 | | 1:49.503 | 248,8 |
| 16 | 34.327 | 177,3 | 35.434 | 131,4 | 41.649 | | 1:51.410 | 244,9 | 37 | 33.477 | 216,9 | 34.507 | 138,8 | 40.865 | | 1:48.849 | 250,6 |
| 17 | 33.567 | 202,2 | 34.797 | 128,3 | 41.580 | | 1:49.944 | 247,1 | 38 | 33.154 | 213,9 | 34.271 | 141,9 | 41.366 | | 1:48.791 | 248,8 |
| 18 | 34.454 | 205,7 | 35.075 | 134,7 | 41.601 | | 1:51.130 | 246,6 | 39 | 32.902 | 207,7 | 34.187 | 139,5 | 40.656 | | 1:47.745 | 250,0 |
| 19 | 33.356 | 214,7 | 35.449 | 131,5 | 40.929 | | 1:49.734 | 248,3 | 40 | 33.291 | 203,4 | 34.380 | 141,0 | 41.653 | | 1:49.324 | 250,0 |
| 20 | 33.655 | 211,4 | 39.769 | 110,2 | 41.774 | | 1:55.198 | 249,4 | 41 | 33.288 | 188,2 | 35.202 | 145,6 | 42.085 | | 1:50.575 | 247,7 |
| 21 | 33.870 | <u>221,8</u> | 36.982 | 123,6 | 42.281 | | 1:53.133 | 251,2 | 42 | 36.427 | 175,6 | 41.205 | 99,4 | Pit In | | 2:09.851 | 247,1 |

| 32 AMG 2 | | | | | | | | | | | | | | | | | |
|----------|----------|-------|--------|-------|----------|-------|----------|-----------|-----|---------|-------|--------|-------|--------|-------|-----------|-----------|
| lap | Sect-1 | Speed | Sect-2 | Speed | Sect-3 | Speed | lap time | Top Speed | lap | Sect-1 | Speed | Sect-2 | Speed | Sect-3 | Speed | lap time | Top Speed |
| 1 | Pit Out | 84,1 | 59.306 | 77,3 | 1:10.026 | | 2:59.681 | | 36 | Pit Out | 143,2 | 37.676 | 112,7 | 42.107 | | 25:06.645 | |
| 2 | 1:04.280 | 77,0 | 52.740 | 79,3 | 1:02.911 | | 2:59.931 | 113,3 | 37 | 34.076 | 183,1 | 35.579 | 121,5 | 41.350 | | 1:51.005 | 262,1 |
| 3 | 53.459 | 123,1 | 46.152 | 100,7 | 1:01.717 | | 2:41.328 | 97,0 | 38 | 35.494 | 188,2 | 36.051 | 106,2 | 41.537 | | 1:53.082 | 263,4 |
| 4 | 48.193 | 133,7 | 46.530 | 96,4 | 51.076 | | 2:25.799 | 112,6 | 39 | 33.800 | 185,2 | 35.483 | 124,1 | 41.329 | | 1:50.612 | 264,1 |



Season Final

Season Final

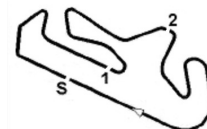
11 - 15 December 2019

Laps and Sector Times - 13-12-2019

Autodromo Internacional Algarve - 4652 mtr.

| | | | | | | | | | | | | | | | |
|----|---------|-------|--------|-------|--------|-----------|-------|----|---------|-------|--------|-------|--------|-----------|-------|
| 5 | 41.894 | 152,3 | 40.420 | 107,4 | 46.842 | 2:09.156 | 178,8 | 40 | 33.472 | 188,2 | 35.771 | 120,7 | 42.184 | 1:51.427 | 264,1 |
| 6 | 40.384 | 132,4 | 42.429 | 102,1 | 49.160 | 2:11.973 | 235,8 | 41 | 34.511 | 183,4 | 36.467 | 107,5 | Pit In | 2:00.364 | 264,7 |
| 7 | 45.871 | 120,0 | 44.235 | 98,3 | 50.363 | 2:20.469 | 192,5 | 42 | Pit Out | 156,5 | 36.695 | 115,3 | 42.147 | 23:46.257 | |
| 8 | 46.302 | 117,8 | 48.101 | 85,9 | Pit In | 2:34.631 | 168,8 | 43 | 34.389 | 177,3 | 35.912 | 117,4 | 42.300 | 1:52.601 | 260,9 |
| 9 | Pit Out | 151,5 | 40.724 | 105,0 | 46.792 | 12:06.628 | | 44 | 33.863 | 193,9 | 36.041 | 119,2 | 41.576 | 1:51.480 | 262,1 |
| 10 | 37.652 | 155,4 | 39.991 | 108,9 | 46.168 | 2:03.811 | 239,5 | 45 | 33.416 | 183,1 | 35.447 | 123,0 | 41.794 | 1:50.657 | 264,1 |
| 11 | 37.353 | 154,9 | 39.468 | 113,8 | 46.161 | 2:02.982 | 259,0 | 46 | 33.549 | 184,0 | 35.262 | 129,0 | 41.499 | 1:50.310 | 264,7 |
| 12 | 37.080 | 161,7 | 39.498 | 113,4 | 46.033 | 2:02.611 | 258,4 | 47 | 33.589 | 182,4 | 35.404 | 121,1 | 41.573 | 1:50.566 | 265,4 |
| 13 | 36.669 | 162,2 | 39.529 | 111,9 | 46.280 | 2:02.478 | 260,9 | 48 | 33.680 | 180,3 | 35.449 | 128,0 | 42.135 | 1:51.264 | 262,8 |
| 14 | 36.789 | 169,0 | 39.130 | 119,1 | 46.164 | 2:02.083 | 260,9 | 49 | 33.849 | 181,2 | 35.879 | 117,6 | Pit In | 1:57.384 | 264,7 |
| 15 | 36.826 | 169,0 | 39.331 | 113,3 | 46.345 | 2:02.502 | 262,1 | 50 | Pit Out | 168,8 | 36.225 | 108,2 | 45.548 | 16:32.057 | |
| 16 | 37.083 | 170,3 | 39.838 | 113,1 | 46.209 | 2:03.130 | 255,3 | 51 | 33.698 | 183,4 | 36.132 | 123,3 | 41.412 | 1:51.242 | 252,9 |
| 17 | 36.944 | 163,9 | 39.481 | 112,6 | 46.144 | 2:02.569 | 257,1 | 52 | 33.781 | 189,5 | 35.697 | 124,0 | 41.653 | 1:51.131 | 255,3 |
| 18 | 36.673 | 168,5 | 39.290 | 118,7 | 46.220 | 2:02.183 | 261,5 | 53 | 33.686 | 178,2 | 35.703 | 131,9 | 41.616 | 1:51.005 | 252,3 |
| 19 | 36.483 | 168,8 | 39.117 | 110,4 | 46.545 | 2:02.145 | 260,9 | 54 | 33.991 | 178,5 | 36.059 | 125,3 | 41.997 | 1:52.047 | 252,9 |
| 20 | 36.717 | 169,0 | 39.260 | 117,8 | 46.216 | 2:02.193 | 261,5 | 55 | 33.829 | 186,9 | 36.251 | 113,4 | 41.882 | 1:51.962 | 252,3 |
| 21 | 36.621 | 173,1 | 39.297 | 115,5 | 46.630 | 2:02.548 | 259,0 | 56 | 34.023 | 181,8 | 36.816 | 115,0 | 41.828 | 1:52.667 | 253,5 |
| 22 | 36.805 | 173,9 | 39.338 | 113,7 | 46.267 | 2:02.410 | 261,5 | 57 | 34.099 | 179,7 | 35.817 | 121,1 | 41.649 | 1:51.565 | 252,3 |
| 23 | 36.453 | 175,3 | 39.161 | 115,9 | 46.634 | 2:02.248 | 261,5 | 58 | 34.102 | 184,9 | 37.262 | 114,0 | 41.869 | 1:53.233 | 252,3 |
| 24 | 36.265 | 175,6 | 38.914 | 113,1 | 46.244 | 2:01.423 | 262,1 | 59 | 34.031 | 191,2 | 36.117 | 124,7 | 43.636 | 1:53.784 | 251,7 |
| 25 | 36.551 | 165,9 | 39.347 | 109,6 | Pit In | 2:09.697 | 260,9 | 60 | 37.163 | 174,5 | 35.910 | 129,7 | 42.134 | 1:55.207 | 247,7 |
| 26 | Pit Out | 153,0 | 37.057 | 111,9 | 41.688 | 56:42.651 | | 61 | 34.070 | 187,2 | 35.842 | 126,0 | Pit In | 1:58.320 | 252,9 |
| 27 | 33.829 | 182,4 | 35.445 | 122,7 | 41.380 | 1:50.654 | 263,4 | 62 | Pit Out | 158,1 | 39.312 | 109,1 | 42.071 | 17:47.683 | |
| 28 | 33.848 | 182,4 | 36.307 | 123,1 | 41.636 | 1:51.791 | 264,1 | 63 | 32.993 | 182,7 | 34.655 | 130,4 | 40.877 | 1:48.525 | 265,4 |
| 29 | 34.067 | 187,2 | 35.651 | 121,2 | 42.035 | 1:51.753 | 262,8 | 64 | 33.700 | 170,6 | 35.428 | 116,0 | 40.959 | 1:50.087 | 267,3 |
| 30 | 34.371 | 189,5 | 36.138 | 117,5 | 41.801 | 1:52.310 | 263,4 | 65 | 33.246 | 185,9 | 34.926 | 121,5 | 41.509 | 1:49.681 | 266,7 |
| 31 | 35.580 | 180,6 | 37.859 | 107,2 | 42.235 | 1:55.674 | 194,6 | 66 | 35.181 | 174,5 | 35.312 | 130,3 | 41.597 | 1:52.090 | 264,1 |
| 32 | 34.793 | 180,0 | 35.941 | 122,7 | 42.573 | 1:53.307 | 266,7 | 67 | 33.249 | 184,6 | 35.062 | 124,3 | 41.130 | 1:49.441 | 266,7 |
| 33 | 34.223 | 177,0 | 36.428 | 120,3 | 42.256 | 1:52.907 | 266,0 | 68 | 33.491 | 173,1 | 35.544 | 114,5 | 41.260 | 1:50.295 | 266,0 |
| 34 | 34.671 | 170,6 | 35.974 | 122,2 | 41.648 | 1:52.293 | 267,3 | 69 | 33.920 | 180,0 | 35.955 | 109,8 | Pit In | 1:59.101 | 264,1 |
| 35 | 34.152 | 179,4 | 35.807 | 125,7 | Pit In | 1:58.672 | 266,0 | 70 | | | | | | | |

| 35 | | WRT | | | | | AUDI R8 GT3 | | | | | | | | | | |
|-----|---------|-------|--------|-------|--------|-----------|-------------|-----------|---------|--------|--------|--------|--------|-----------|-------|----------|-----------|
| lap | Sect-1 | Speed | Sect-2 | Speed | Sect-3 | Speed | lap time | Top Speed | lap | Sect-1 | Speed | Sect-2 | Speed | Sect-3 | Speed | lap time | Top Speed |
| 1 | Pit Out | 134,7 | 41.272 | 104,8 | 46.258 | 2:05.528 | | 69 | 32.856 | 198,2 | 34.393 | 125,0 | 39.862 | 1:47.111 | 252,9 | | |
| 2 | 36.851 | 135,3 | 39.805 | 107,7 | 43.545 | 2:00.201 | 249,4 | 70 | 32.611 | 202,2 | 34.225 | 127,7 | 39.885 | 1:46.721 | 254,1 | | |
| 3 | 35.826 | 172,5 | 37.721 | 108,8 | 42.680 | 1:56.227 | 252,3 | 71 | 32.632 | 208,1 | 34.538 | 125,9 | 39.587 | 1:46.757 | 255,9 | | |
| 4 | 35.300 | 162,7 | 37.243 | 111,3 | 42.868 | 1:55.411 | 252,9 | 72 | 32.915 | 183,1 | 35.023 | 130,9 | 40.177 | 1:48.115 | 255,9 | | |
| 5 | 35.051 | 180,9 | 37.214 | 108,8 | 42.740 | 1:55.005 | 252,3 | 73 | 32.599 | 193,5 | 34.081 | 132,4 | 40.013 | 1:46.693 | 254,7 | | |
| 6 | 35.405 | 176,2 | 37.635 | 103,3 | Pit In | 2:03.219 | 252,3 | 74 | 32.975 | 173,9 | 34.709 | 133,2 | Pit In | 1:55.491 | 257,1 | | |
| 7 | Pit Out | 130,9 | 45.138 | 89,3 | 49.418 | 7:00.161 | | 75 | Pit Out | 131,5 | 36.791 | 122,6 | 39.931 | 6:20.435 | | | |
| 8 | 39.074 | 142,9 | 41.704 | 94,2 | 46.509 | 2:07.287 | 219,1 | 76 | 31.999 | 206,9 | 34.468 | 113,0 | 39.410 | 1:45.877 | 254,7 | | |
| 9 | 37.745 | 150,2 | 40.141 | 72,4 | 45.791 | 2:03.677 | 246,6 | 77 | 32.129 | 198,2 | 33.570 | 132,2 | 39.190 | 1:44.889 | 255,3 | | |
| 10 | 37.042 | 173,1 | 39.023 | 91,7 | 44.954 | 2:01.019 | 248,3 | 78 | 31.888 | 203,0 | 33.515 | 143,4 | 40.328 | 1:45.731 | 256,5 | | |
| 11 | 36.780 | 163,4 | 38.561 | 104,8 | 45.933 | 2:01.274 | 250,0 | 79 | 34.702 | 178,5 | 41.354 | 116,3 | 40.760 | 1:56.816 | 256,5 | | |
| 12 | 37.039 | 156,1 | 39.170 | 104,0 | 45.556 | 2:01.765 | 250,6 | 80 | 32.008 | 204,9 | 35.343 | 128,7 | 40.323 | 1:47.674 | 255,3 | | |
| 13 | 36.830 | 167,2 | 38.754 | 92,4 | 46.474 | 2:02.058 | 251,2 | 81 | 32.162 | 198,5 | 33.682 | 131,2 | Pit In | 1:54.123 | 255,3 | | |
| 14 | 36.902 | 185,2 | 38.385 | 110,5 | 44.998 | 2:00.285 | 248,8 | 82 | Pit Out | 158,4 | 36.430 | 118,0 | 42.749 | 12:49.688 | | | |
| 15 | 37.044 | 155,4 | 39.143 | 100,5 | Pit In | 2:09.971 | 250,0 | 83 | 33.762 | 180,9 | 35.780 | 118,2 | 41.373 | 1:50.915 | 250,0 | | |
| 16 | Pit Out | 135,8 | 43.030 | 99,5 | 46.648 | 29:29.368 | | 84 | 33.515 | 197,1 | 35.140 | 102,0 | 41.371 | 1:50.026 | 250,6 | | |
| 17 | 37.386 | 147,1 | 41.133 | 106,5 | 45.089 | 2:03.608 | 247,1 | 85 | 33.569 | 189,5 | 35.103 | 103,4 | 40.768 | 1:49.440 | 250,6 | | |
| 18 | 36.160 | 159,1 | 38.713 | 108,0 | 43.663 | 1:58.536 | 250,0 | 86 | 33.454 | 193,5 | 35.230 | 113,3 | 41.064 | 1:49.748 | 251,7 | | |
| 19 | 35.184 | 179,4 | 37.609 | 116,3 | 43.098 | 1:55.891 | 251,2 | 87 | 33.590 | 199,6 | 35.366 | 101,5 | 41.151 | 1:50.107 | 252,3 | | |
| 20 | 34.939 | 176,8 | 37.314 | 109,6 | 42.529 | 1:54.782 | 251,7 | 88 | 34.565 | 187,5 | 35.074 | 106,2 | 41.190 | 1:50.829 | 252,3 | | |
| 21 | 34.469 | 189,1 | 36.486 | 108,1 | 42.332 | 1:53.287 | 252,9 | 89 | 33.643 | 185,2 | 37.687 | 100,2 | 41.247 | 1:52.577 | 252,3 | | |
| 22 | 34.663 | 189,1 | 36.275 | 112,4 | 42.126 | 1:53.064 | 251,7 | 90 | 33.855 | 188,5 | 35.085 | 110,7 | 40.876 | 1:49.816 | 251,2 | | |
| 23 | 34.393 | 199,6 | 36.525 | 105,1 | 41.964 | 1:52.882 | 251,7 | 91 | 33.474 | 191,5 | 35.123 | 114,3 | 41.095 | 1:49.692 | 252,9 | | |
| 24 | 34.172 | 187,5 | 36.497 | 106,6 | 41.636 | 1:52.305 | 252,3 | 92 | 33.307 | 202,2 | 35.079 | 112,9 | 40.706 | 1:49.092 | 251,7 | | |
| 25 | 34.051 | 179,1 | 36.262 | 111,8 | 41.523 | 1:51.836 | 253,5 | 93 | 33.443 | 205,3 | 35.176 | 102,9 | 41.188 | 1:49.807 | 254,1 | | |
| 26 | 34.018 | 195,3 | 35.828 | 109,8 | 42.105 | 1:51.951 | 252,9 | 94 | 33.606 | 199,6 | 35.188 | 108,0 | 40.770 | 1:49.564 | 252,3 | | |
| 27 | 33.925 | 197,1 | 35.460 | 103,9 | 41.051 | 1:50.436 | 251,7 | 95 | 33.600 | 185,6 | 34.989 | 107,5 | 40.669 | 1:49.258 | 252,9 | | |
| 28 | 33.689 | 200,4 | 35.330 | 109,3 | 40.927 | 1:49.946 | 252,9 | 96 | 33.880 | 198,5 | 35.806 | 107,7 | 41.396 | 1:51.082 | 252,9 | | |
| 29 | 34.042 | 199,3 | 35.726 | 109,1 | 40.760 | 1:50.528 | 251,7 | 97 | 33.688 | 194,2 | 35.396 | 106,8 | 41.466 | 1:50.550 | 252,3 | | |
| 30 | 33.669 | 198,9 | 35.294 | 109,6 | 41.043 | 1:50.006 | 252,3 | 98 | 34.798 | 200,0 | 35.849 | 100,9 | Pit In | 2:00.115 | 249,4 | | |
| 31 | 33.591 | 201,9 | 35.474 | 111,1 | 40.509 | 1:49.574 | 252,9 | 99 | Pit Out | 176,2 | 34.925 | 119,2 | 39.706 | 6:59.899 | | | |
| 32 | 33.784 | 205,3 | 35.609 | 110,1 | 40.351 | 1:49.744 | 254,7 | 100 | 32.800 | 210,1 | 34.293 | 126,5 | 39.354 | 1:46.447 | 255,3 | | |
| 33 | 33.821 | 199,6 | 35.323 | 112,1 | 40.411 | 1:49.555 | 254,1 | 101 | 32.147 | 206,1 | 34.037 | 122,7 | 39.183 | 1:45.367 | 255,3 | | |



Season Final

Season Final

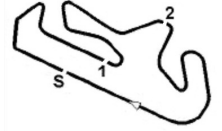
11 - 15 December 2019

Laps and Sector Times - 13-12-2019

Autodromo Internacional Algarve - 4652 mtr.

| | | | | | | | | | | | | | | | |
|----|---------|--------------|--------|-------|---------------|-----------|--------------|-----|---------------|--------------|---------------|-------|--------|-----------------|--------------|
| 34 | 46.464 | 145,7 | 38.271 | 108,8 | Pit In | 2:12.846 | 255,3 | 102 | 32.288 | 193,5 | 34.045 | 122,4 | 38.959 | 1:45.292 | 255,3 |
| 35 | Pit Out | 168,8 | 36.156 | 117,9 | 40.101 | 24:01.321 | | 103 | 32.958 | 194,6 | 34.929 | 120,7 | Pit In | 1:56.063 | 255,9 |
| 36 | 33.708 | 184,9 | 34.773 | 128,0 | 39.866 | 1:48.347 | <u>257,8</u> | 104 | Pit Out | 170,3 | 34.710 | 127,5 | 40.238 | 6:19.863 | |
| 37 | 32.378 | 202,6 | 33.832 | 125,7 | 39.172 | 1:45.382 | 255,9 | 105 | 33.760 | 199,3 | 34.348 | 118,6 | 39.334 | 1:47.442 | 253,5 |
| 38 | 32.259 | 208,5 | 33.620 | 122,9 | <u>38.628</u> | 1:44.507 | 255,3 | 106 | 32.467 | 192,2 | 34.292 | 125,3 | 39.214 | 1:45.973 | 255,3 |
| 39 | 32.242 | 206,5 | 33.680 | 127,4 | Pit In | 1:53.927 | 257,1 | 107 | 32.237 | 187,2 | 34.215 | 119,3 | 39.158 | 1:45.610 | 255,3 |
| 40 | Pit Out | 151,9 | 37.962 | 110,2 | 1:30.366 | 10:34.185 | | 108 | 32.212 | 200,0 | 34.025 | 122,6 | 39.260 | 1:45.497 | 255,9 |
| 41 | 35.384 | 180,3 | 36.066 | 107,0 | 43.529 | 1:54.979 | 251,2 | 109 | 33.029 | 183,7 | 34.356 | 121,2 | Pit In | 1:53.321 | 254,1 |
| 42 | 35.236 | 172,5 | 36.512 | 96,4 | 42.169 | 1:53.917 | 251,7 | 110 | Pit Out | 173,1 | 35.816 | 116,1 | 39.480 | 11:43.910 | |
| 43 | 35.137 | 193,5 | 36.177 | 106,1 | 42.588 | 1:53.902 | 252,3 | 111 | 33.630 | 182,7 | 34.638 | 127,4 | 39.121 | 1:47.389 | 255,3 |
| 44 | 34.775 | 177,9 | 36.513 | 104,9 | 42.491 | 1:53.779 | 252,3 | 112 | 31.891 | 194,6 | <u>33.440</u> | 139,0 | 38.766 | <u>1:44.097</u> | 255,9 |
| 45 | 34.325 | 199,3 | 36.161 | 104,0 | 41.582 | 1:52.068 | 250,6 | 113 | <u>31.848</u> | 210,5 | 33.756 | 128,4 | 38.672 | 1:44.276 | 255,9 |
| 46 | 34.072 | 210,1 | 35.375 | 108,5 | 41.501 | 1:50.948 | 251,2 | 114 | 31.942 | 206,9 | 33.580 | 130,3 | 45.072 | 1:50.594 | 254,1 |
| 47 | 34.529 | 199,3 | 35.485 | 103,3 | 43.091 | 1:53.105 | 251,7 | 115 | 31.887 | 197,4 | 33.776 | 133,5 | 38.746 | 1:45.409 | 255,3 |
| 48 | 34.441 | 189,5 | 36.966 | 109,2 | 41.947 | 1:53.354 | 251,2 | 116 | 32.095 | 207,3 | 34.043 | 120,1 | Pit In | 1:52.488 | 254,7 |
| 49 | 34.166 | 198,2 | 35.421 | 104,4 | 41.570 | 1:51.157 | 251,7 | 117 | Pit Out | 182,7 | 37.162 | 101,5 | 42.354 | 6:25.268 | |
| 50 | 33.783 | 210,9 | 35.432 | 104,9 | 41.051 | 1:50.266 | 251,7 | 118 | 35.215 | 189,1 | 35.535 | 107,9 | 42.927 | 1:53.677 | 235,3 |
| 51 | 33.532 | 209,3 | 35.134 | 101,9 | 41.173 | 1:49.839 | 252,9 | 119 | 33.815 | 175,3 | 35.853 | 107,7 | 42.105 | 1:51.773 | 251,7 |
| 52 | 33.585 | <u>211,8</u> | 35.376 | 101,1 | 41.078 | 1:50.039 | 251,7 | 120 | 33.856 | 194,9 | 35.477 | 100,7 | 41.655 | 1:50.988 | 250,6 |
| 53 | 33.702 | 182,7 | 35.367 | 103,4 | 41.408 | 1:50.477 | 252,9 | 121 | 1:16.768 | 58,8 | 1:37.957 | 49,2 | Pit In | 4:52.738 | 91,8 |
| 54 | 33.797 | 203,4 | 35.284 | 100,4 | 41.107 | 1:50.188 | 254,1 | 122 | Pit Out | 102,6 | 41.530 | 105,5 | 39.571 | 14:54.218 | |
| 55 | 33.920 | 186,9 | 35.554 | 96,0 | Pit In | 1:58.484 | 253,5 | 123 | 32.269 | 200,7 | 33.703 | 130,0 | 39.114 | 1:45.086 | 252,3 |
| 56 | Pit Out | 184,0 | 34.838 | 123,7 | 40.785 | 4:25.632 | | 124 | 32.298 | 198,2 | 33.595 | 138,8 | 39.264 | 1:45.157 | 254,7 |
| 57 | 33.761 | 194,9 | 34.055 | 130,1 | 39.636 | 1:47.452 | 255,3 | 125 | 32.119 | 165,9 | 35.431 | 132,4 | 39.822 | 1:47.372 | <u>257,8</u> |
| 58 | 32.729 | 181,8 | 36.141 | 113,3 | 39.663 | 1:48.533 | 257,1 | 126 | 32.041 | 196,4 | 33.568 | 131,5 | 39.536 | 1:45.145 | 256,5 |
| 59 | 33.396 | 190,8 | 34.902 | 119,9 | 39.536 | 1:47.834 | <u>257,8</u> | 127 | 32.114 | <u>211,8</u> | 34.875 | 125,7 | Pit In | 1:54.006 | 257,1 |
| 60 | 32.569 | 202,2 | 34.330 | 122,6 | 41.406 | 1:48.305 | <u>257,1</u> | 128 | Pit Out | 169,8 | 35.816 | 113,1 | 41.710 | 5:01.418 | |
| 61 | 33.764 | 200,7 | 34.293 | 124,7 | 40.131 | 1:48.188 | 255,9 | 129 | 33.554 | 184,6 | 35.481 | 106,7 | 41.290 | 1:50.325 | 249,4 |
| 62 | 33.668 | 199,3 | 34.507 | 128,6 | 42.106 | 1:50.281 | 244,9 | 130 | 33.620 | 194,2 | 35.406 | 108,3 | 41.664 | 1:50.690 | 251,7 |
| 63 | 34.505 | 193,5 | 36.778 | 118,3 | 41.610 | 1:52.893 | 245,5 | 131 | 34.814 | 187,8 | 35.115 | 108,0 | 41.000 | 1:50.929 | 250,6 |
| 64 | 37.698 | 144,0 | 43.495 | 98,6 | Pit In | 2:16.709 | 247,1 | 132 | 33.763 | 193,2 | 35.175 | 110,4 | 40.651 | 1:49.589 | 248,8 |
| 65 | Pit Out | 189,5 | 36.942 | 106,8 | 41.313 | 29:19.464 | | 133 | 33.747 | 206,1 | 34.812 | 107,2 | 40.813 | 1:49.372 | 252,3 |
| 66 | 32.778 | 200,7 | 33.872 | 134,7 | 40.029 | 1:46.679 | 252,9 | 134 | 33.822 | 178,5 | 37.034 | 107,2 | 40.724 | 1:51.580 | 252,9 |
| 67 | 33.307 | 193,2 | 35.229 | 121,3 | 40.187 | 1:48.723 | 255,9 | 135 | 35.170 | 160,5 | 39.591 | 102,2 | Pit In | 2:15.826 | 252,3 |
| 68 | 32.677 | 192,9 | 35.372 | 124,1 | 41.629 | 1:49.678 | 254,1 | 136 | | | | | | | |

| 901 | PT Sports 1 | | | | | | | | | | | | | | | | |
|-----|---------------|-------|--------|-------|--------|-------|-----------|--------------|-----|---------|-------|---------------|--------------|---------------|-------|-----------------|-----------|
| lap | Sect-1 | Speed | Sect-2 | Speed | Sect-3 | Speed | lap time | Top Speed | lap | Sect-1 | Speed | Sect-2 | Speed | Sect-3 | Speed | lap time | Top Speed |
| 1 | Pit Out | | 40.586 | 94,9 | 45.770 | | 2:05.261 | | 46 | 37.657 | | 37.407 | 105,6 | 42.609 | | 1:57.673 | 247,7 |
| 2 | 37.885 | 148,1 | 39.927 | 95,9 | 46.300 | | 2:04.112 | 241,6 | 47 | 35.194 | | 37.018 | 110,5 | 44.915 | | 1:57.127 | 246,6 |
| 3 | 37.283 | 152,3 | 41.268 | 100,1 | Pit In | | 2:11.714 | 242,7 | 48 | 35.961 | | 36.663 | <u>118,6</u> | Pit In | | 2:04.312 | 243,8 |
| 4 | Pit Out | | 39.141 | 99,0 | 46.119 | | 26:39.993 | | 49 | Pit Out | | 37.466 | 110,1 | 44.557 | | 6:22.955 | |
| 5 | 37.396 | 157,0 | 39.411 | 96,3 | Pit In | | 2:10.365 | 241,6 | 50 | 35.162 | | 37.124 | 109,0 | 42.762 | | 1:55.048 | 246,6 |
| 6 | Pit Out | | 44.175 | 94,0 | 47.165 | | 5:01.802 | | 51 | 35.214 | | 37.076 | 116,9 | 42.577 | | 1:54.867 | 247,1 |
| 7 | 38.686 | | 38.878 | 100,2 | 43.532 | | 2:01.096 | 242,7 | 52 | 35.298 | | 37.601 | 116,8 | Pit In | | 2:04.371 | 248,3 |
| 8 | 35.281 | 161,0 | 37.458 | 105,1 | 43.244 | | 1:55.983 | 250,0 | 53 | Pit Out | 152,3 | 39.969 | 108,5 | 44.214 | | 5:30.142 | |
| 9 | 35.576 | | 38.497 | 107,9 | 43.718 | | 1:57.791 | 250,6 | 54 | 34.419 | | 36.159 | 112,1 | 41.705 | | 1:52.283 | 246,0 |
| 10 | 35.074 | | 37.498 | 105,4 | 42.811 | | 1:55.383 | 247,7 | 55 | 34.390 | | <u>35.702</u> | 117,1 | <u>41.366</u> | | <u>1:51.458</u> | 248,3 |
| 11 | 35.433 | | 36.781 | 108,5 | 42.515 | | 1:54.729 | 250,6 | 56 | 34.241 | | 40.790 | 100,7 | Pit In | | 2:10.347 | 250,0 |
| 12 | 35.249 | | 36.572 | 109,8 | 42.404 | | 1:54.225 | <u>254,1</u> | 57 | Pit Out | 171,7 | 36.652 | 106,5 | 42.306 | | 8:43.752 | |
| 13 | 34.471 | | 36.403 | 112,1 | 41.990 | | 1:52.864 | 251,7 | 58 | 34.541 | 179,4 | 36.123 | 113,8 | 41.879 | | 1:52.543 | 250,6 |
| 14 | 34.429 | 177,6 | 36.583 | 112,6 | Pit In | | 2:01.009 | 252,9 | 59 | 34.225 | | 36.235 | 113,7 | 41.988 | | 1:52.448 | 252,3 |
| 15 | Pit Out | | 36.529 | 107,8 | 42.536 | | 3:43.500 | | 60 | 34.409 | | 36.163 | 117,5 | 45.455 | | 1:56.027 | 252,9 |
| 16 | 34.999 | 154,9 | 37.032 | 106,2 | 42.236 | | 1:54.267 | 251,7 | 61 | 34.558 | 181,2 | 36.244 | 113,6 | 42.308 | | 1:53.110 | 252,3 |
| 17 | 35.048 | 169,3 | 37.192 | 108,2 | 42.367 | | 1:54.607 | 250,6 | 62 | 34.688 | 175,9 | 36.842 | 109,2 | Pit In | | 2:00.649 | 252,9 |
| 18 | 34.551 | 172,2 | 36.275 | 107,8 | 41.903 | | 1:52.729 | 251,7 | 63 | Pit Out | 166,7 | 37.544 | 101,8 | 42.515 | | 8:49.713 | |
| 19 | <u>34.190</u> | | 36.018 | 109,8 | 41.972 | | 1:52.180 | 251,2 | 64 | 34.468 | | 37.235 | 105,0 | 42.428 | | 1:54.131 | 249,4 |
| 20 | 34.220 | 173,9 | 36.067 | 110,3 | 41.721 | | 1:52.008 | 251,7 | 65 | 34.562 | | 36.807 | 111,2 | 42.467 | | 1:53.836 | 250,0 |
| 21 | 34.927 | 154,5 | 37.418 | 106,5 | Pit In | | 2:03.243 | 251,2 | 66 | 34.254 | 175,9 | 36.803 | 106,0 | 42.579 | | 1:53.636 | 250,0 |
| 22 | Pit Out | 160,0 | 36.715 | 105,0 | 42.265 | | 4:37.427 | | 67 | 37.357 | 156,5 | 37.027 | 110,2 | Pit In | | 2:04.348 | 251,2 |
| 23 | 34.592 | | 37.346 | 117,1 | 42.145 | | 1:54.083 | <u>254,1</u> | 68 | Pit Out | | 39.448 | 104,7 | 44.330 | | 33:10.505 | |
| 24 | 34.631 | | 36.119 | 111,2 | 42.795 | | 1:53.545 | 252,3 | 69 | 35.508 | | 37.353 | 108,2 | 42.610 | | 1:55.471 | 246,6 |
| 25 | 34.198 | | 35.761 | 111,8 | Pit In | | 1:59.559 | 252,9 | 70 | 34.803 | | 38.148 | 109,2 | 42.731 | | 1:55.682 | 249,4 |
| 26 | Pit Out | 161,4 | 37.687 | 100,7 | 42.766 | | 4:32.240 | | 71 | 35.048 | | 37.092 | 117,0 | 44.298 | | 1:56.438 | 250,6 |
| 27 | 36.142 | 170,1 | 36.777 | 104,5 | 42.439 | | 1:55.358 | 251,7 | 72 | 35.146 | | 36.655 | 115,3 | 42.383 | | 1:54.184 | 250,0 |
| 28 | 34.809 | 173,1 | 39.088 | 102,3 | Pit In | | 2:07.178 | 252,9 | 73 | 34.910 | | 36.743 | 111,9 | 42.825 | | 1:54.478 | 250,0 |
| 29 | Pit Out | | 44.289 | 98,1 | 49.353 | | 14:24.839 | | 74 | 35.640 | | 38.795 | 102,0 | 42.595 | | 1:57.030 | 252,9 |



Season Final

Season Final

11 - 15 December 2019

Laps and Sector Times - 13-12-2019

Autodromo Internacional Algarve - 4652 mtr.

| | | | | | | | | | | | | | | | |
|----|---------|-------|--------|-------|--------|-----------|-------|----|---------|-------|--------|-------|--------|-----------|-------|
| 30 | 39.216 | 156,7 | 41.154 | 102,6 | 47.182 | 2:07.552 | 232,3 | 75 | 34.852 | | 36.798 | 117,5 | 42.872 | 1:54.522 | 250,6 |
| 31 | 39.426 | 158,8 | 41.642 | 96,7 | Pit In | 2:17.893 | 230,8 | 76 | 35.138 | | 37.302 | 108,4 | Pit In | 2:15.613 | 248,8 |
| 32 | Pit Out | | 43.441 | 99,4 | 47.452 | 18:12.782 | | 77 | Pit Out | | 44.094 | 88,5 | 46.483 | 11:16.858 | |
| 33 | 36.756 | | 38.774 | 108,4 | 45.669 | 2:01.199 | 243,8 | 78 | 34.527 | | 36.368 | 109,5 | 41.644 | 1:52.539 | 250,0 |
| 34 | 35.455 | 195,3 | 38.394 | 110,3 | 43.338 | 1:57.187 | 247,7 | 79 | 34.340 | 181,8 | 36.200 | 104,0 | 41.912 | 1:52.452 | 250,6 |
| 35 | 35.202 | 184,3 | 38.147 | 115,3 | 43.583 | 1:56.932 | 251,2 | 80 | 37.335 | | 43.723 | 100,3 | Pit In | 2:15.186 | 243,8 |
| 36 | 35.850 | | 37.298 | 117,8 | 43.215 | 1:56.363 | 248,8 | 81 | Pit Out | | 38.110 | 107,9 | 45.000 | 7:59.743 | |
| 37 | 35.110 | 183,7 | 37.302 | 114,3 | 43.237 | 1:55.649 | 249,4 | 82 | 57.712 | | 38.128 | 115,5 | 42.735 | 2:18.575 | 246,0 |
| 38 | 35.007 | | 36.873 | 113,0 | 42.797 | 1:54.677 | 250,6 | 83 | 35.508 | | 36.750 | 100,7 | 42.631 | 1:54.889 | 249,4 |
| 39 | 36.622 | 190,1 | 37.608 | 115,3 | 43.186 | 1:57.416 | 228,3 | 84 | 35.235 | | 37.296 | 110,3 | 42.668 | 1:55.199 | 249,4 |
| 40 | 36.671 | 185,9 | 37.178 | 114,3 | 42.896 | 1:56.745 | 250,0 | 85 | 35.358 | | 36.903 | 106,3 | 42.490 | 1:54.751 | 248,8 |
| 41 | 35.221 | | 37.568 | 112,3 | 43.291 | 1:56.080 | 248,8 | 86 | 35.402 | | 37.018 | 109,1 | 42.821 | 1:55.241 | 248,8 |
| 42 | 35.321 | 176,5 | 37.252 | 115,3 | Pit In | 2:07.112 | 248,8 | 87 | 38.526 | | 40.103 | 105,3 | Pit In | 2:14.267 | 249,4 |
| 43 | Pit Out | | 37.316 | 109,8 | 43.514 | 5:31.153 | | 88 | Pit Out | | 37.123 | 112,9 | 42.777 | 4:49.322 | |
| 44 | 34.978 | | 37.133 | 109,8 | 45.244 | 1:57.355 | 247,7 | 89 | 35.995 | | 38.313 | 105,9 | Pit In | 2:08.226 | 249,4 |
| 45 | 35.254 | | 37.034 | 113,9 | 42.694 | 1:54.982 | 246,6 | 90 | | | | | | | |

| 902 | | PT Sports 2 | | | | | | | | | | | | | | | |
|-----|---------|-------------|--------|-------|--------|-------|-----------|-----------|-----|--------|-------|--------|-------|--------|-------|----------|-----------|
| lap | Sect-1 | Speed | Sect-2 | Speed | Sect-3 | Speed | lap time | Top Speed | lap | Sect-1 | Speed | Sect-2 | Speed | Sect-3 | Speed | lap time | Top Speed |
| 1 | Pit Out | 178,2 | 39.277 | 106,8 | Pit In | | 26:27.069 | 255,3 | 2 | | | | | | | | |