



CNV 2019 PORTIMÃO II

Autódromo Internacional do Algarve

CN SUPERBIKES + CN SUPERSPORT 600

14 - 16 June 2019

Laps and Sector Times - Corrida 2

Autodromo Internacional Algarve - 4592 mtr.

14 ANDRE PIRES (PT)									YAMAHA								
lap	Sect-1	Speed	Sect-2	Speed	Sect-3	Speed	lap time	Top Speed	lap	Sect-1	Speed	Sect-2	Speed	Sect-3	Speed	lap time	Top Speed
1		90.6	32.274	115.0	41.035		1:50.016	169.5	9	34.793	99.4	33.233	105.4	41.714		1:49.740	269.3
2	34.184	93.4	32.035	109.3	41.178		1:47.397	270.7	10	34.477	93.6	32.277	107.6	41.624		1:48.378	276.2
3	34.148	92.0	32.186	112.6	41.975		1:48.309	282.0	11	34.290	96.0	32.639	114.4	42.011		1:48.940	273.4
4	34.273	91.9	32.291	111.3	41.519		1:48.083	279.8	12	34.207	92.8	32.419	109.5	41.748		1:48.374	276.9
5	34.397	90.1	32.385	109.5	41.780		1:48.562	281.3	13	34.990	94.7	32.525	110.3	41.774		1:49.289	269.3
6	34.074	95.9	32.620	108.9	41.698		1:48.392	278.4	14	34.237	97.0	32.889	107.4	41.752		1:48.878	275.5
7	34.122	99.3	32.985	103.3	44.216		1:51.323	278.4	15	35.101	89.9	33.138	106.8	42.779		1:51.018	274.1
8	34.438	92.5	32.852	106.2	41.939		1:49.229	271.4	16								

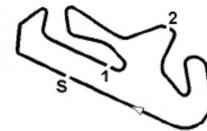
15 JOAO DIOGO (PT)									APRILIA RSV4RF								
lap	Sect-1	Speed	Sect-2	Speed	Sect-3	Speed	lap time	Top Speed	lap	Sect-1	Speed	Sect-2	Speed	Sect-3	Speed	lap time	Top Speed
1		83.9	33.843	109.3	43.031		1:55.693	169.5	3	35.783	90.2	33.143	110.0	Pit In		3:15.455	266.7
2	35.442	96.5	33.264	113.2	42.972		1:51.678	259.6	4								

17 CARLOS PEREIRA (PT)									SUZUKI								
lap	Sect-1	Speed	Sect-2	Speed	Sect-3	Speed	lap time	Top Speed	lap	Sect-1	Speed	Sect-2	Speed	Sect-3	Speed	lap time	Top Speed
1		84.5	36.492	93.2	45.713		2:05.033	169.5	8	38.528	83.1	35.836	100.9	44.263		1:58.627	242.7
2	37.573	80.7	36.162	93.2	45.010		1:58.745	245.5	9	37.833	86.5	35.704	99.3	44.406		1:57.943	228.3
3	38.046	81.6	35.833	97.0	44.966		1:58.845	230.3	10	37.646	87.0	35.646	102.6	45.214		1:58.506	239.5
4	37.706	81.4	35.636	94.5	44.573		1:57.915	234.8	11	37.526	88.5	36.253	99.3	44.596		1:58.375	232.3
5	37.845	83.5	35.869	96.1	44.491		1:58.205	233.8	12	38.421	81.4	35.879	104.8	44.778		1:59.078	237.4
6	37.881	81.6	35.428	97.8	44.551		1:57.860	235.3	13	38.072	84.5	36.013	102.2	44.459		1:58.544	235.8
7	37.637	80.8	35.618	99.3	44.457		1:57.712	240.5	14	37.361	82.9	35.797	103.9	44.676		1:57.834	239.5

19 TIAGO MAGALHAES (PT)									APRILIA RSV4RF								
lap	Sect-1	Speed	Sect-2	Speed	Sect-3	Speed	lap time	Top Speed	lap	Sect-1	Speed	Sect-2	Speed	Sect-3	Speed	lap time	Top Speed
1		98.2	32.167	109.9	41.418		1:49.043	163.9	9	34.023	103.9	32.390	111.1	41.507		1:47.920	279.1
2	34.086		32.069	108.5	41.429		1:47.584	281.3	10	33.998	112.0	34.832	110.7	41.746		1:50.576	274.8
3	34.507	96.9	31.825	107.2	41.295		1:47.627	276.2	11	34.561	100.5	32.595	109.4	41.894		1:49.050	277.6
4	34.181	95.4	32.085	108.1	41.159		1:47.425	276.2	12	34.756	99.7	32.534	109.9	41.688		1:48.978	277.6
5	34.380	98.5	32.079	108.1	41.542		1:48.001	282.0	13	34.125	106.5	32.380	111.3	41.572		1:48.077	277.6
6	33.922	101.6	32.277	107.1	41.623		1:47.822	282.7	14	34.120	101.3	31.932	112.3	41.645		1:47.697	279.8
7	34.041	99.8	32.284	108.1	41.772		1:48.097	282.0	15	34.079	100.0	32.126	113.1	42.329		1:48.534	279.1
8	34.200	98.1	32.913	108.2	41.454		1:48.567	283.5	16								

22 RUI REIGOTO (PT)									YAMAHA								
lap	Sect-1	Speed	Sect-2	Speed	Sect-3	Speed	lap time	Top Speed	lap	Sect-1	Speed	Sect-2	Speed	Sect-3	Speed	lap time	Top Speed
1		89.0	32.464	115.3	41.469		1:50.735	165.4	9	34.937	90.0	32.255	115.1	41.530		1:48.722	270.7
2	34.388	92.8	31.991	112.7	41.639		1:48.018	274.1	10	34.796	90.8	32.227	112.0	41.644		1:48.667	271.4
3	34.586	91.4	32.052	113.8	41.987		1:48.625	266.7	11	34.736	94.7	32.356	117.5	42.143		1:49.235	269.3
4	34.864	91.3	32.295	112.4	41.855		1:49.014	273.4	12	34.826	91.2	32.330	114.3	42.126		1:49.282	270.7
5	34.542	92.5	32.894	112.4	42.055		1:49.491	272.0	13	35.535	92.7	33.203	111.7	42.361		1:51.099	260.2
6	34.859	91.8	32.422	111.3	42.150		1:49.431	268.7	14	35.302	93.2	32.899	110.5	42.694		1:50.895	266.7
7	34.803	92.1	32.554	109.6	41.857		1:49.214	271.4	15	35.329	90.5	33.014	109.6	43.056		1:51.399	262.1
8	34.708	92.7	32.022	117.3	41.963		1:48.693	270.7	16								

23 ANDRE CAPITAO (PT)									YAMAHA R6								
lap	Sect-1	Speed	Sect-2	Speed	Sect-3	Speed	lap time	Top Speed	lap	Sect-1	Speed	Sect-2	Speed	Sect-3	Speed	lap time	Top Speed
1		78.7	36.827	97.3	46.213		2:05.050	173.1	8	42.268	79.6	38.260	91.8	48.944		2:09.472	238.9
2	38.758	82.4	35.975	95.9	45.675		2:00.408	248.3	9	39.230	79.6	39.235	87.4	49.636		2:08.101	241.6
3	39.948	81.0	36.744	92.5	46.460		2:03.152	247.7	10	40.529	80.2	39.213	91.8	49.527		2:09.269	233.8
4	38.911	84.8	36.416	92.3	46.100		2:01.427	243.2	11	42.794	80.8	38.870	88.7	49.287		2:10.951	238.4
5	38.522	83.5	36.521	92.4	46.107		2:01.150	244.9	12	40.831	82.2	38.944	92.9	48.523		2:08.298	235.8
6	39.021	79.8	37.625	93.2	47.282		2:03.928	246.6	13	43.474	69.7	40.123	90.2	48.720		2:12.317	240.0
7	39.662	82.5	37.226	91.1	47.305		2:04.193	236.3	14								



CNV 2019 PORTIMÃO II
Autódromo Internacional do Algarve

CN SUPERBIKES + CN SUPERSPORT 600

14 - 16 June 2019

Laps and Sector Times - Corrida 2

Autodromo Internacional Algarve - 4592 mtr.

31		FERNANDO SOARES (PT)							YAMAHA								
lap	Sect-1	Speed	Sect-2	Speed	Sect-3	Speed	lap time	Top Speed	lap	Sect-1	Speed	Sect-2	Speed	Sect-3	Speed	lap time	Top Speed
1		84.7	35.004	110.3	44.334		2:00.810	170.3	8	38.365	90.3	35.826	108.8	44.723		1:58.914	234.8
2	37.467	87.7	34.127	95.1	47.257		1:58.851	241.6	9	38.013	92.0	35.461	105.6	44.603		1:58.077	233.3
3	37.940	86.4	34.916	92.9	47.297		2:00.153	236.8	10	38.531	87.2	35.487	99.4	44.874		1:58.892	235.3
4	38.138	86.9	35.238	100.6	44.523		1:57.899	237.4	11	38.449	87.0	35.317	104.3	44.277		1:58.043	235.3
5	38.162	85.4	35.013	106.7	44.362		1:57.537	236.8	12	38.213	93.2	36.113	89.0	50.166		2:04.492	235.3
6	37.733	88.0	34.921	103.3	44.448		1:57.102	238.9	13	38.354	83.7	35.449	103.2	45.127		1:58.930	237.4
7	38.177	88.3	35.671	107.7	44.637		1:58.485	237.4	14	38.615	85.6	35.649	101.9	44.781		1:59.045	232.8

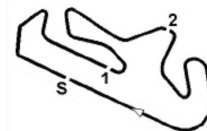
33		GONCALO FERREIRA (PT)							BMW S1000RR								
lap	Sect-1	Speed	Sect-2	Speed	Sect-3	Speed	lap time	Top Speed	lap	Sect-1	Speed	Sect-2	Speed	Sect-3	Speed	lap time	Top Speed
1		78.0	34.452	102.9	43.133		1:58.243	173.4	8	36.489	78.3	34.574	100.2	44.193		1:55.256	256.5
2	36.047	83.2	34.353	100.7	43.640		1:54.040	258.4	9	36.792	77.9	34.906	99.9	44.317		1:56.015	262.8
3	35.983	80.0	34.454	103.7	44.319		1:54.756	270.0	10	36.796	78.9	35.357	100.7	44.219		1:56.372	260.9
4	36.637	77.9	34.971	97.6	44.133		1:55.741	255.9	11	36.821	82.1	35.416	101.0	44.206		1:56.443	260.2
5	36.259	78.1	34.687	102.0	44.470		1:55.416	267.3	12	36.301	80.9	34.729	101.2	43.606		1:54.636	263.4
6	36.225	80.0	35.504	97.7	45.244		1:56.973	266.7	13	36.443	79.8	34.601	106.4	44.289		1:55.333	262.1
7	37.492	77.3	35.407	98.5	44.444		1:57.343	247.7	14	37.182	80.0	35.805	102.2	45.570		1:58.557	255.3

50		FERNANDO FREITAS (PT)							HONDA CBR								
lap	Sect-1	Speed	Sect-2	Speed	Sect-3	Speed	lap time	Top Speed	lap	Sect-1	Speed	Sect-2	Speed	Sect-3	Speed	lap time	Top Speed
1		84.3	35.434	101.2	45.148		2:02.584	172.0	8	38.382	85.7	35.765	109.1	45.458		1:59.605	244.9
2	38.112	88.0	35.474	109.1	45.946		1:59.532	241.6	9	37.971	86.9	35.234	109.4	45.684		1:58.889	246.0
3	38.730	84.4	35.796	108.3	45.628		2:00.154	234.3	10	43.736	84.8	36.327	107.7	47.494		2:07.557	240.0
4	38.842	84.6	35.362	105.2	45.364		1:59.568	220.0	11	38.929	82.4	35.856	107.6	46.440		2:01.225	233.3
5	37.959	83.2	35.307	107.1	45.048		1:58.314	236.3	12	39.215	81.8	36.515	104.5	45.383		2:01.113	230.8
6	37.876	84.3	35.010	105.1	45.307		1:58.193	247.7	13	38.525	86.7	36.122	103.8	45.915		2:00.562	243.2
7	38.239	87.6	35.336	112.5	45.124		1:58.699	231.8	14	39.854	86.9	36.571	105.7	46.490		2:02.915	223.1

58		RICARDO LOPES (PT)							KAWASAKI ZX10RR								
lap	Sect-1	Speed	Sect-2	Speed	Sect-3	Speed	lap time	Top Speed	lap	Sect-1	Speed	Sect-2	Speed	Sect-3	Speed	lap time	Top Speed
1		87.0	33.316	111.7	41.691		1:53.748	166.4	9	35.274	88.2	33.136	110.0	43.856		1:52.266	265.4
2	34.613	91.3	32.764	112.1	41.644		1:49.021	272.7	10	35.599	90.1	33.070	107.8	42.722		1:51.391	258.4
3	34.689	88.9	32.503	107.1	41.845		1:49.037	262.8	11	35.563	92.5	33.318	106.7	42.654		1:51.535	271.4
4	34.600	91.5	32.800	106.0	42.378		1:49.778	282.0	12	35.768	95.2	33.779	108.8	42.945		1:52.492	268.7
5	35.274	91.3	32.896	108.9	42.328		1:50.498	279.8	13	35.459	94.2	33.340	109.9	42.689		1:51.488	270.0
6	34.913	92.9	32.975	107.5	42.440		1:50.328	279.8	14	35.482	89.3	33.342	106.2	42.920		1:51.744	269.3
7	35.829	89.3	33.187	107.4	42.588		1:51.604	272.0	15	34.962	96.9	33.962	111.2	42.869		1:51.793	276.2
8	35.541	88.5	33.064	111.8	43.159		1:51.764	271.4	16								

59		JOAO TRANCOSO (PT)							YAMAHA								
lap	Sect-1	Speed	Sect-2	Speed	Sect-3	Speed	lap time	Top Speed	lap	Sect-1	Speed	Sect-2	Speed	Sect-3	Speed	lap time	Top Speed
1		93.3	34.420	106.2	43.021		1:57.502	169.8	9	36.971	91.8	34.323	105.7	43.520		1:54.814	243.8
2	36.234	91.7	33.887	105.3	42.866		1:52.987	265.4	10	36.905	89.0	34.368	103.8	43.732		1:55.005	257.8
3	36.002	89.9	33.737	108.5	43.249		1:52.988	246.6	11	36.633	93.5	34.176	109.5	43.568		1:54.377	253.5
4	36.345	89.4	33.554	107.1	43.390		1:53.289	255.9	12	36.334	91.8	34.386	104.3	43.799		1:54.519	260.9
5	36.064	88.2	33.845	104.9	43.060		1:52.969	256.5	13	36.691	90.8	34.386	107.6	43.615		1:54.692	250.6
6	36.447	88.1	34.202	99.5	44.033		1:54.682	255.3	14	36.455	90.6	34.431	109.4	43.534		1:54.420	259.0
7	36.323	95.2	34.758	108.0	43.721		1:54.802	252.3	15	36.955	87.0	34.793	110.3	43.824		1:55.572	259.0
8	36.878	90.5	34.115	107.4	43.579		1:54.572	258.4	16								

60		NELSON ROSA (PT)							KAWASAKI								
lap	Sect-1	Speed	Sect-2	Speed	Sect-3	Speed	lap time	Top Speed	lap	Sect-1	Speed	Sect-2	Speed	Sect-3	Speed	lap time	Top Speed
1		87.0	34.302	101.1	43.049		1:56.578	177.6	9	35.951	87.2	34.352	103.5	43.330		1:53.633	272.7
2	36.081	87.1	33.801	102.5	42.982		1:52.864	259.6	10	35.661	88.5	34.024	102.8	43.009		1:52.694	275.5
3	35.797	90.4	33.842	104.5	43.303		1:52.942	264.7	11	35.803	84.9	34.968	101.5	43.693		1:54.464	262.1
4	35.981	85.7	33.951	101.8	43.184		1:53.116	279.8	12	36.516	87.5	33.780	103.3	43.523		1:53.819	263.4
5	35.610	88.8	33.966	106.5	43.426		1:53.002	270.0	13	36.108	84.4	34.377	106.3	43.883		1:54.368	262.1



CNV 2019 PORTIMÃO II
Autódromo Internacional do Algarve

CN SUPERBIKES + CN SUPERSPORT 600

14 - 16 June 2019

Laps and Sector Times - Corrida 2

Autodromo Internacional Algarve - 4592 mtr.

6	35.674	85.6	33.981	100.5	43.194	1:52.849	270.7	14	35.721	87.7	<u>33.776</u>	105.7	<u>42.963</u>	<u>1:52.460</u>	267.3
7	35.729	90.2	34.122	105.2	43.245	1:53.096	264.7	15	36.173	86.4	34.076	<u>113.9</u>	44.044	1:54.293	278.4
8	35.645	91.0	34.408	98.9	43.065	1:53.118	276.9	16							

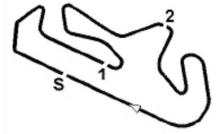
73 RUI MARTO (PT)								BMW S1000RR									
lap	Sect-1	Speed	Sect-2	Speed	Sect-3	Speed	lap time	Top Speed	lap	Sect-1	Speed	Sect-2	Speed	Sect-3	Speed	lap time	Top Speed
1		87.2	33.239	104.8	<u>42.112</u>		1:53.178	170.6	9	35.408	87.8	33.486	99.1	42.556		1:51.450	276.2
2	34.882	87.5	33.532	101.6	42.397		1:50.811	276.2	10	35.068	88.7	33.382	103.0	42.768		1:51.218	274.1
3	<u>34.688</u>	98.8	33.693	100.5	42.281		1:50.662	276.9	11	35.038	89.9	33.262	105.6	42.287		1:50.587	272.0
4	35.033	87.0	33.142	100.7	42.601		1:50.776	276.9	12	35.226	89.3	33.251	104.4	42.399		1:50.876	276.2
5	35.249	85.3	33.418	96.9	42.795		1:51.462	274.8	13	35.559	85.8	33.623	103.2	42.309		1:51.491	265.4
6	34.762	88.0	33.593	99.4	42.495		1:50.850	<u>279.1</u>	14	35.856	87.0	33.118	101.4	42.614		1:51.588	253.5
7	35.017	88.6	33.095	105.4	42.559		1:50.671	277.6	15	34.810	92.4	<u>32.907</u>	<u>106.5</u>	42.431		<u>1:50.148</u>	276.2
8	34.897	93.3	33.726	100.4	42.340		1:50.963	276.2	16								

74 DANI TRELLES (ES)								YAMAHA									
lap	Sect-1	Speed	Sect-2	Speed	Sect-3	Speed	lap time	Top Speed	lap	Sect-1	Speed	Sect-2	Speed	Sect-3	Speed	lap time	Top Speed
1		84.4	34.314	105.4	44.391		1:59.913	168.0	8	37.135	86.2	34.464	108.3	44.330		1:55.929	238.4
2	37.273	91.0	34.106	107.2	<u>44.225</u>		1:55.604	<u>243.8</u>	9	37.227	90.5	34.149	105.7	44.252		1:55.628	235.3
3	36.921	90.8	34.141	108.2	44.401		1:55.463	241.1	10	36.892	88.2	34.121	109.5	44.349		1:55.362	235.8
4	36.941	88.2	34.285	106.1	44.503		1:55.729	240.5	11	36.951	87.9	34.716	109.6	45.040		1:56.707	237.9
5	37.285	87.9	<u>33.949</u>	108.9	44.482		1:55.716	241.1	12	36.727	89.0	34.208	107.7	44.254		<u>1:55.189</u>	238.9
6	<u>36.620</u>	88.6	34.090	108.7	44.489		1:55.199	241.6	13	36.920	91.5	34.283	<u>112.3</u>	44.429		1:55.632	237.9
7	36.934	91.1	34.309	109.6	45.062		1:56.305	238.9	14	38.150	88.3	34.193	110.8	45.172		1:57.515	236.3

75 IVO LOPES (PT)								BMW									
lap	Sect-1	Speed	Sect-2	Speed	Sect-3	Speed	lap time	Top Speed	lap	Sect-1	Speed	Sect-2	Speed	Sect-3	Speed	lap time	Top Speed
1		89.4	32.128	108.2	<u>41.220</u>		1:49.584	164.6	9	34.012	95.2	31.933	110.2	41.333		1:47.278	283.5
2	33.926	91.6	<u>31.835</u>	<u>113.0</u>	41.286		1:47.047	285.7	10	<u>33.620</u>	100.2	32.237	111.8	41.369		1:47.226	281.3
3	33.706	93.3	31.964	112.4	41.301		1:46.971	<u>288.0</u>	11	33.922	97.9	32.376	111.1	41.794		1:48.092	284.2
4	33.629	92.8	31.873	111.5	41.245		<u>1:46.747</u>	285.7	12	33.938	96.3	32.448	110.8	41.599		1:47.985	282.7
5	33.730	93.2	31.896	111.8	41.402		1:47.028	284.2	13	33.864	95.2	32.117	110.9	41.617		1:47.598	282.0
6	33.647	96.9	32.116	110.9	41.628		1:47.391	285.7	14	33.920	92.3	32.503	111.0	41.993		1:48.416	284.2
7	33.625	94.4	32.042	109.8	41.498		1:47.165	285.0	15	34.402	93.9	32.661	112.7	42.241		1:49.304	274.8
8	33.690	113.8	36.467	109.6	41.446		1:51.603	284.2	16								

79 MARIO ALVES (PT)								YAMAHA									
lap	Sect-1	Speed	Sect-2	Speed	Sect-3	Speed	lap time	Top Speed	lap	Sect-1	Speed	Sect-2	Speed	Sect-3	Speed	lap time	Top Speed
1		86.7	34.186	102.6	<u>43.094</u>		1:56.896	173.9	9	35.926	89.0	34.230	108.8	43.383		1:53.539	260.9
2	36.234	89.8	33.564	105.7	43.203		1:53.001	262.1	10	35.972	89.3	<u>33.460</u>	107.0	43.318		1:52.750	260.2
3	35.924	89.6	33.659	111.5	43.601		1:53.184	257.8	11	35.979	89.8	34.419	109.1	43.746		1:54.144	259.0
4	36.144	85.9	33.681	111.2	43.223		1:53.048	261.5	12	36.728	88.6	33.521	108.2	43.516		1:53.765	259.6
5	35.952	88.3	33.660	109.4	43.392		1:53.004	<u>268.0</u>	13	36.233	87.4	34.184	109.0	43.959		1:54.376	265.4
6	<u>35.816</u>	87.9	33.604	106.9	43.158		<u>1:52.578</u>	264.1	14	36.147	87.0	33.610	112.5	43.281		1:53.038	259.0
7	35.865	84.7	33.962	108.8	43.306		1:53.133	261.5	15	36.351	89.7	34.082	<u>118.7</u>	44.003		1:54.436	255.3
8	35.919	88.7	34.023	102.9	43.455		1:53.397	260.9	16								

83 TIAGO MORGADO (PT)								KAWASAKI									
lap	Sect-1	Speed	Sect-2	Speed	Sect-3	Speed	lap time	Top Speed	lap	Sect-1	Speed	Sect-2	Speed	Sect-3	Speed	lap time	Top Speed
1		84.0	34.093	102.7	44.126		1:56.451	180.3	9	35.155	87.5	34.368	99.4	44.479		1:54.002	279.8
2	35.489	91.4	<u>33.411</u>	106.5	<u>42.924</u>		<u>1:51.824</u>	266.0	10	35.789	86.7	33.657	104.7	44.347		1:53.793	257.1
3	35.258	88.7	33.624	106.2	44.009		1:52.891	260.9	11	35.616	90.1	34.957	101.0	43.863		1:54.436	272.0
4	36.001	84.9	33.816	106.1	43.395		1:53.212	265.4	12	36.298	86.7	33.784	103.4	43.785		1:53.867	262.1
5	35.434	84.3	34.358	103.9	43.746		1:53.538	<u>281.3</u>	13	35.987	85.6	34.265	102.4	44.001		1:54.253	273.4
6	35.416	89.0	33.926	100.7	43.582		1:52.924	276.9	14	35.588	86.4	33.639	103.9	43.368		1:52.595	268.0
7	35.373	86.0	33.620	106.3	43.424		1:52.417	272.7	15	36.660	86.3	33.898	<u>112.7</u>	43.860		1:54.418	265.4
8	<u>35.007</u>	90.0	33.944	103.1	43.818		1:52.769	279.8	16								



CNV 2019 PORTIMÃO II

Autódromo Internacional do Algarve

CN SUPERBIKES + CN SUPERSPORT 600
Laps and Sector Times - Corrida 2

14 - 16 June 2019
Autodromo Internacional Algarve - 4592 mtr.

84 ROMEU LEITE (PT)								YAMAHA R1									
lap	Sect-1	Speed	Sect-2	Speed	Sect-3	Speed	lap time	Top Speed	lap	Sect-1	Speed	Sect-2	Speed	Sect-3	Speed	lap time	Top Speed
1		87.7	33.026	117.5	42.252		1:52.466	170.3	9	34.944	92.7	33.026	117.1	42.656		1:50.626	276.2
2	34.938	89.4	<u>32.780</u>	118.2	42.252		1:49.970	274.1	10	35.270	92.1	32.988	112.9	42.458		1:50.716	270.7
3	35.119	84.2	32.858	110.9	42.111		1:50.088	276.9	11	34.951	91.4	32.873	114.8	42.550		1:50.374	272.7
4	35.053	89.3	32.794	115.0	<u>42.038</u>		<u>1:49.885</u>	277.6	12	35.218	92.5	32.887	114.4	42.705		1:50.810	273.4
5	34.986	89.6	32.781	111.5	42.325		1:50.092	278.4	13	35.502	90.2	32.985	112.7	42.668		1:51.155	271.4
6	<u>34.916</u>	90.1	32.789	111.3	42.446		1:50.151	<u>279.1</u>	14	35.475	91.0	32.854	113.6	42.596		1:50.925	272.7
7	35.162	93.0	33.868	109.9	42.640		1:51.670	261.5	15	36.157	92.9	33.406	<u>119.3</u>	43.687		1:53.250	250.6
8	35.513	87.8	33.040	113.4	42.567		1:51.120	263.4	16								

85 PEDRO NUNO (PT)								YAMAHA R1									
lap	Sect-1	Speed	Sect-2	Speed	Sect-3	Speed	lap time	Top Speed	lap	Sect-1	Speed	Sect-2	Speed	Sect-3	Speed	lap time	Top Speed
1		91.4	32.191	110.1	40.977		1:49.152	164.9	9	33.992	93.1	32.255	<u>110.9</u>	41.400		1:47.647	287.2
2	34.481	86.3	32.292	107.8	<u>40.819</u>		1:47.592	275.5	10	34.085	91.1	32.332	106.9	41.700		1:48.117	285.7
3	34.048	92.3	<u>31.906</u>	109.9	41.230		<u>1:47.184</u>	288.0	11	34.244	91.0	32.562	109.0	41.969		1:48.775	283.5
4	<u>33.863</u>	92.1	32.228	108.1	41.378		1:47.469	<u>291.1</u>	12	34.548	89.9	32.473	107.2	41.591		1:48.612	283.5
5	34.064	91.4	32.169	104.4	41.575		1:47.808	288.0	13	34.078	93.3	32.834	108.1	41.716		1:48.628	282.7
6	33.873	92.9	32.426	105.3	41.683		1:47.982	289.5	14	34.199	89.6	32.555	108.9	41.795		1:48.549	283.5
7	33.956	89.9	32.471	108.8	41.841		1:48.268	285.7	15	34.316	90.6	32.595	109.4	41.831		1:48.742	281.3
8	34.166	91.1	32.852	109.1	41.406		1:48.424	283.5	16								