
ALGARVE CLASSIC FESTIVAL 2019

Autódromo Internacional do Algarve

Super 7 by Toyo Tires

31 October - 3 November 2019

Laps and Sector Times - Race 2

Autodromo Internacional Algarve - 4652 mtr.

2		John Reid(22436)															
lap	Sect-1	Speed	Sect-2	Speed	Sect-3	Speed	lap time	Top Speed	lap	Sect-1	Speed	Sect-2	Speed	Sect-3	Speed	lap time	Top Speed
1		111.7	57.180	70.1	1:09.623		2:59.960	155.4	6	42.594	130.8	45.224	93.0	48.959		2:16.777	<u>215.6</u>
2	2:22.240	83.3	1:19.838	60.2	1:42.376		5:24.454	25.3	7	43.131	141.5	44.466	92.5	47.769		2:15.366	205.7
3	1:38.840	99.2	59.580	56.7	1:20.382		3:58.802	75.1	8	42.604	129.3	44.412	96.3	47.743		2:14.759	212.6
4	1:13.749	66.7	51.080	82.2	54.628		2:59.457	73.9	9	<u>42.167</u>	<u>151.7</u>	<u>42.219</u>	<u>99.7</u>	<u>46.900</u>		<u>2:11.286</u>	208.5
5	43.060	122.7	46.303	90.2	49.453		2:18.816	211.8	10								

3		Silva-Guedes															
lap	Sect-1	Speed	Sect-2	Speed	Sect-3	Speed	lap time	Top Speed	lap	Sect-1	Speed	Sect-2	Speed	Sect-3	Speed	lap time	Top Speed
1		113.2	1:10.963	69.9	1:08.320		3:29.541	137.8	6	48.531	148.4	46.140	82.4	51.693		2:26.364	107.4
2	2:44.562	86.1	1:17.938	68.1	Pit In		5:34.471	69.9	7	46.357	145.6	47.276	<u>94.2</u>	51.399		2:25.032	<u>206.1</u>
3	Pit Out	102.4	52.532	78.6	57.721		4:22.062		8	44.125	142.5	45.712	85.2	50.941		2:20.778	198.5
4	50.202	121.6	49.593	79.7	55.048		2:34.843	153.8	9	<u>43.501</u>	<u>149.6</u>	<u>44.908</u>	92.2	<u>50.788</u>		<u>2:19.197</u>	199.6
5	44.987	139.9	47.395	80.7	54.137		2:26.519	191.5	10								

5		Carl Nairn(24753)															
lap	Sect-1	Speed	Sect-2	Speed	Sect-3	Speed	lap time	Top Speed	lap	Sect-1	Speed	Sect-2	Speed	Sect-3	Speed	lap time	Top Speed
1		98.9	1:11.841	63.9	1:08.078		3:18.354	133.0	6	46.613	120.0	47.235	87.7	52.805		2:26.653	200.7
2	2:37.401	77.3	1:17.462	66.7	1:36.011		5:30.874	72.7	7	44.502	117.4	46.759	90.2	<u>51.542</u>		<u>2:22.803</u>	201.1
3	1:50.265	89.1	55.017	80.2	1:09.849		3:55.131	50.3	8	44.260	126.6	46.546	<u>93.6</u>	52.844		2:23.650	<u>201.5</u>
4	1:11.298	65.7	53.822	89.6	55.654		3:00.774	66.0	9	<u>44.259</u>	<u>128.7</u>	<u>46.154</u>	90.0	52.732		2:23.145	200.7
5	46.700	116.9	47.929	86.9	54.391		2:29.020	199.3	10								

7		Diogo Tavares (19/38)															
lap	Sect-1	Speed	Sect-2	Speed	Sect-3	Speed	lap time	Top Speed	lap	Sect-1	Speed	Sect-2	Speed	Sect-3	Speed	lap time	Top Speed
1		109.6	57.314	64.2	1:05.756		2:52.951	163.6	6	43.148	128.7	44.184	88.4	47.640		2:14.972	<u>216.4</u>
2	2:13.705	74.1	1:23.530	64.1	1:43.304		5:20.539	27.6	7	42.427	136.0	43.815	90.8	47.170		2:13.412	215.1
3	1:35.850	76.1	1:03.233	70.3	1:22.829		4:01.912	82.3	8	41.921	142.7	43.110	93.9	<u>46.718</u>		2:11.749	208.5
4	1:12.388	90.0	52.234	67.7	54.347		2:58.969	76.4	9	<u>41.641</u>	<u>147.1</u>	<u>42.784</u>	<u>94.9</u>	46.888		<u>2:11.313</u>	209.7
5	44.084	123.4	44.992	87.9	48.301		2:17.377	215.6	10								

8		Luis Ferreira(19/35)															
lap	Sect-1	Speed	Sect-2	Speed	Sect-3	Speed	lap time	Top Speed	lap	Sect-1	Speed	Sect-2	Speed	Sect-3	Speed	lap time	Top Speed
1		112.7	56.880	66.8	1:06.567		2:54.666	158.4	6	43.470	133.0	44.130	92.8	48.386		2:15.986	200.0
2	2:15.833	74.9	1:22.924	59.6	1:42.990		5:21.747	25.7	7	43.659	126.6	43.967	94.3	47.834		2:15.460	188.5
3	1:36.359	74.9	1:03.178	64.9	1:21.851		4:01.388	105.3	8	<u>42.381</u>	134.5	42.890	<u>100.9</u>	47.855		2:13.126	206.5
4	1:12.806	87.6	51.615	68.5	54.935		2:59.356	68.6	9	43.080	<u>144.2</u>	<u>42.572</u>	96.9	<u>46.907</u>		<u>2:12.559</u>	206.9
5	44.465	116.1	45.557	88.7	49.372		2:19.394	<u>208.9</u>	10								

10		Pedro Falé(19/33)															
lap	Sect-1	Speed	Sect-2	Speed	Sect-3	Speed	lap time	Top Speed	lap	Sect-1	Speed	Sect-2	Speed	Sect-3	Speed	lap time	Top Speed
1		57.970	1:08.502	65.6	1:08.412		3:14.884	162.9	6	46.257	130.4	47.295	97.1	51.698		2:25.250	185.9
2	2:36.871	78.4	1:17.101	77.3	1:36.465		5:30.437	74.4	7	46.555	126.8	46.959	97.6	51.228		2:24.742	184.0
3	1:48.452	95.7	53.452	85.7	1:12.873		3:54.777	54.9	8	<u>44.839</u>	<u>136.0</u>	<u>46.094</u>	<u>100.7</u>	<u>50.986</u>		<u>2:21.919</u>	183.7
4	1:11.920	61.5	53.591	82.6	53.405		2:58.916	60.2	9	45.539	132.5	46.703	95.7	51.806		2:24.048	<u>189.8</u>
5	46.625	125.3	48.301	95.2	52.638		2:27.564	187.8	10								

11		Andrew Perry(25403)															
lap	Sect-1	Speed	Sect-2	Speed	Sect-3	Speed	lap time	Top Speed	lap	Sect-1	Speed	Sect-2	Speed	Sect-3	Speed	lap time	Top Speed
1		56.105	1:02.641	70.6	1:10.822		3:09.568	166.4	6	43.997	129.0	45.571	94.7	49.786		2:19.354	194.6
2	2:31.178	89.6	1:16.000	66.2	1:41.315		5:28.493	81.0	7	44.371	145.9	44.709	87.8	49.068		2:18.148	185.9
3	1:43.803	104.7	52.705	82.6	1:18.464		3:54.972	65.0	8	44.580	149.6	44.271	97.7	49.852		2:18.703	188.8
4	1:12.304	72.0	51.924	89.0	52.658		2:56.886	52.2	9	<u>43.809</u>	<u>151.5</u>	<u>43.209</u>	<u>102.0</u>	<u>49.014</u>		<u>2:16.032</u>	197.1
5	44.071	137.9	46.691	92.9	49.913		2:20.675	196.0	10								

ALGARVE CLASSIC FESTIVAL 2019
Autódromo Internacional do Algarve

Super 7 by Toyo Tires

31 October - 3 November 2019

Laps and Sector Times - Race 2

Autodromo Internacional Algarve - 4652 mtr.

12 José Kol Almeida (19/19)																	
lap	Sect-1	Speed	Sect-2	Speed	Sect-3	Speed	lap time	Top Speed	lap	Sect-1	Speed	Sect-2	Speed	Sect-3	Speed	lap time	Top Speed
1	58.268	94.8	1:10.939	67.7	1:07.862		3:17.069	162.2	6	46.567	117.0	48.341	84.7	51.822		2:26.730	184.3
2	2:41.194	87.1	1:17.474	69.9	1:33.465		5:32.133	81.3	7	45.602	121.9	48.201	80.3	53.589		2:27.392	186.9
3	1:51.331	95.2	53.164	74.8	1:09.558		3:54.053	51.8	8	45.747	126.3	46.569	84.2	51.744		2:24.060	184.9
4	1:11.095	61.8	54.295	82.5	53.983		2:59.373	69.5	9	45.537	136.9	45.923	78.4	50.811		2:22.271	181.5
5	46.520	115.3	49.043	82.6	53.297		2:28.860	183.4	10								

14 David Henderson (60879)																	
lap	Sect-1	Speed	Sect-2	Speed	Sect-3	Speed	lap time	Top Speed	lap	Sect-1	Speed	Sect-2	Speed	Sect-3	Speed	lap time	Top Speed
1		129.3	49.948	82.9	1:06.239		2:39.665	156.5	6	43.285	136.0	43.061	101.7	47.793		2:14.139	201.9
2	2:04.486	54.9	1:28.159	47.8	1:40.603		5:13.248	39.1	7	42.283	145.7	42.265	100.2	46.930		2:11.478	199.6
3	1:32.241	71.7	1:10.594	70.0	1:22.332		4:05.167	74.7	8	41.665	139.5	41.900	101.3	46.813		2:10.378	212.2
4	1:10.144	86.1	59.366	60.9	58.997		3:08.507	78.7	9	41.374	143.2	41.634	104.4	47.961		2:10.969	208.5
5	43.277	129.3	44.072	99.9	49.081		2:16.430	205.7	10								

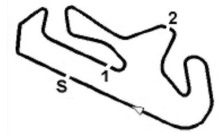
16 Martin Jeffs (22424)																	
lap	Sect-1	Speed	Sect-2	Speed	Sect-3	Speed	lap time	Top Speed	lap	Sect-1	Speed	Sect-2	Speed	Sect-3	Speed	lap time	Top Speed
1		103.3	1:07.133	68.7	1:09.984		3:14.266	138.1	6	45.406	124.0	46.755	90.0	51.072		2:23.233	175.3
2	2:31.711	90.5	1:16.358	69.3	1:40.419		5:28.488	76.7	7	45.591	115.9	46.764	75.6	50.345		2:22.700	204.5
3	1:46.194	95.9	54.458	80.0	1:14.334		3:54.986	65.0	8	44.403	107.2	48.118	84.1	50.670		2:23.191	208.5
4	1:11.874	73.1	52.812	79.8	54.004		2:58.690	56.6	9	44.074	120.9	44.912	88.5	49.125		2:18.111	196.4
5	44.863	122.7	47.880	91.6	52.776		2:25.519	196.0	10								

18 Francisco Figueiredo (19/38)																	
lap	Sect-1	Speed	Sect-2	Speed	Sect-3	Speed	lap time	Top Speed	lap	Sect-1	Speed	Sect-2	Speed	Sect-3	Speed	lap time	Top Speed
1	56.507	107.1	1:06.193	72.5	1:09.596		3:12.296	142.5	5	44.976	123.9	47.303	98.8	51.959		2:24.238	196.4
2	2:32.555	86.6	1:16.211	70.4	1:40.358		5:29.124	80.9	6	44.425	147.3	45.613	90.9	50.544		2:20.582	188.2
3	1:45.756	96.3	54.016	79.0	1:14.803		3:54.575	65.1	7	45.145	136.4	46.461	98.3	51.191		2:22.797	183.7
4	1:12.227	67.3	52.409	74.7	53.874		2:58.510	55.1	8	46.595	118.8	48.076	89.3	52.343		2:27.014	179.7

19 Duarte Lisboa (19/38)																	
lap	Sect-1	Speed	Sect-2	Speed	Sect-3	Speed	lap time	Top Speed	lap	Sect-1	Speed	Sect-2	Speed	Sect-3	Speed	lap time	Top Speed
1		114.0	59.633	73.7	1:11.403		3:06.429	145.4	6	44.373	140.6	45.688	91.6	50.341		2:20.402	201.5
2	2:26.407	63.8	1:16.592	77.5	1:44.262		5:27.261	69.8	7	45.485	131.4	45.148	89.1	48.575		2:19.208	176.5
3	1:42.603	85.9	54.284	83.4	1:19.467		3:56.354	77.7	8	43.398	141.2	44.484	103.6	50.024		2:17.906	205.3
4	1:13.415	71.3	51.922	82.0	54.109		2:59.446	55.6	9	43.396	140.3	43.947	91.6	48.016		2:15.359	201.1
5	44.088	124.0	47.381	81.4	50.331		2:21.800	206.5	10								

20 Steve Day (22436)																	
lap	Sect-1	Speed	Sect-2	Speed	Sect-3	Speed	lap time	Top Speed	lap	Sect-1	Speed	Sect-2	Speed	Sect-3	Speed	lap time	Top Speed
1		114.9	56.820	65.1	1:05.999		2:53.501	161.9	6	42.959	135.8	44.117	85.4	48.444		2:15.520	205.7
2	2:14.492	72.8	1:23.221	63.5	1:43.353		5:21.066	28.0	7	42.746	137.2	43.908	89.3	47.663		2:14.317	207.7
3	1:35.641	70.4	1:03.307	64.5	1:22.525		4:01.473	85.2	8	42.541	144.6	43.194	91.4	48.504		2:14.239	206.9
4	1:12.639	94.2	51.908	69.0	55.096		2:59.643	77.3	9	42.375	150.4	42.678	90.9	47.249		2:12.302	200.0
5	44.011	118.7	45.347	85.3	49.679		2:19.037	204.5	10								

21 J. J. Magalhães (19/38)																	
lap	Sect-1	Speed	Sect-2	Speed	Sect-3	Speed	lap time	Top Speed	lap	Sect-1	Speed	Sect-2	Speed	Sect-3	Speed	lap time	Top Speed
1		125.4	52.343	76.3	1:06.368		2:44.678	154.9	6	43.297	134.8	44.461	91.8	47.599		2:15.357	216.4
2	2:06.729	49.3	1:25.867	69.3	1:42.248		5:14.844	42.8	7	42.291	142.7	42.787	100.0	47.102		2:12.180	211.4
3	1:33.229	63.3	1:08.490	65.4	1:22.867		4:04.586	68.6	8	41.585	139.9	42.574	97.6	46.609		2:10.768	210.9
4	1:10.982	74.7	57.390	73.5	55.734		3:04.106	78.0	9	41.882	145.0	42.388	94.4	47.131		2:11.401	212.2
5	43.686	123.3	44.677	97.8	48.727		2:17.090	216.0	10								



ALGARVE CLASSIC FESTIVAL 2019
Autódromo Internacional do Algarve

Super 7 by Toyo Tires

31 October - 3 November 2019

Laps and Sector Times - Race 2

Autodromo Internacional Algarve - 4652 mtr.

22		Paul Browse(28774)															
lap	Sect-1	Speed	Sect-2	Speed	Sect-3	Speed	lap time	Top Speed	lap	Sect-1	Speed	Sect-2	Speed	Sect-3	Speed	lap time	Top Speed

23		Diogo Costa(19/38)															
lap	Sect-1	Speed	Sect-2	Speed	Sect-3	Speed	lap time	Top Speed	lap	Sect-1	Speed	Sect-2	Speed	Sect-3	Speed	lap time	Top Speed
1		122.2	53.440	69.4	1:07.074		2:47.153	164.9	6	42.967	139.7	44.243	89.3	48.142		2:15.352	210.1
2	2:06.591	40.8	1:25.713	69.6	1:43.506		5:15.810	38.5	7	42.707	144.8	43.897	92.6	<u>47.111</u>		2:13.715	<u>212.6</u>
3	1:34.625	80.7	1:05.978	71.2	1:23.009		4:03.612	76.4	8	42.643	144.4	44.072	89.0	1:01.375		2:28.090	<u>206.9</u>
4	1:12.069	84.9	55.546	73.7	54.946		3:02.561	87.7	9	<u>42.117</u>	<u>149.8</u>	<u>42.883</u>	<u>93.6</u>	47.266		<u>2:12.266</u>	209.7
5	43.232	131.7	45.023	86.3	48.015		2:16.270	210.5	10								

24		Luís F. Oliveira(19/15)															
lap	Sect-1	Speed	Sect-2	Speed	Sect-3	Speed	lap time	Top Speed	lap	Sect-1	Speed	Sect-2	Speed	Sect-3	Speed	lap time	Top Speed
1	54.210	<u>106.0</u>	1:03.444	67.0	1:10.448		3:08.102	<u>157.0</u>	2	2:30.229	79.8	1:15.765	67.3	Pit In		5:22.315	72.8

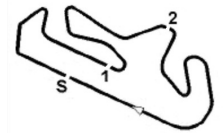
25		Pedro Salvador(19/35)															
lap	Sect-1	Speed	Sect-2	Speed	Sect-3	Speed	lap time	Top Speed	lap	Sect-1	Speed	Sect-2	Speed	Sect-3	Speed	lap time	Top Speed
1		129.2	49.858	84.5	1:05.928		2:40.141	159.8	6	43.529	136.4	42.981	99.8	47.786		2:14.296	206.1
2	2:05.360	63.3	1:27.736	53.8	1:40.760		5:13.856	37.9	7	<u>41.391</u>	<u>147.3</u>	42.222	91.1	<u>46.948</u>		2:10.561	<u>210.1</u>
3	1:33.173	94.8	1:09.712	63.0	1:22.109		4:04.994	77.4	8	41.928	142.3	41.786	97.4	47.123		2:10.837	202.2
4	1:11.417	106.0	57.813	64.9	58.340		3:07.570	74.6	9	42.219	144.8	<u>41.533</u>	<u>102.7</u>	47.075		2:10.827	201.5
5	43.656	135.2	44.079	96.9	48.825		2:16.560	202.6	10								

26		Paul Vernon(29962)															
lap	Sect-1	Speed	Sect-2	Speed	Sect-3	Speed	lap time	Top Speed	lap	Sect-1	Speed	Sect-2	Speed	Sect-3	Speed	lap time	Top Speed
1		125.3	53.548	79.1	1:07.324		2:48.854	158.6	6	43.115	127.7	45.014	<u>97.6</u>	48.555		2:16.684	205.3
2	2:07.500	37.5	1:26.306	72.8	1:42.234		5:16.040	32.3	7	43.121	138.3	43.908	96.7	47.956		2:14.985	201.1
3	1:36.174	56.7	1:05.713	69.5	1:22.516		4:04.403	79.1	8	42.508	138.5	43.922	97.5	48.645		2:15.075	203.4
4	1:12.255	81.7	54.614	71.2	54.147		3:01.016	74.1	9	<u>41.727</u>	<u>139.0</u>	<u>43.570</u>	92.6	<u>47.463</u>		<u>2:12.760</u>	<u>211.4</u>
5	52.372	122.6	46.569	91.4	49.094		2:28.035	194.9	10								

28		Rodrigo Galveias															
lap	Sect-1	Speed	Sect-2	Speed	Sect-3	Speed	lap time	Top Speed	lap	Sect-1	Speed	Sect-2	Speed	Sect-3	Speed	lap time	Top Speed
1		116.8	58.176	73.5	1:09.403		2:59.239	153.8	6	42.663	140.4	45.063	95.9	48.137		2:15.863	211.4
2	2:21.694	75.4	1:20.064	65.9	1:42.480		5:24.238	24.2	7	42.788	139.7	43.539	95.2	<u>47.467</u>		2:13.794	<u>213.9</u>
3	1:38.421	82.9	1:00.140	58.6	1:20.503		3:59.064	76.0	8	43.839	143.0	<u>43.022</u>	97.2	48.070		2:14.931	198.9
4	1:13.277	69.7	51.215	78.2	54.660		2:59.152	69.6	9	<u>42.293</u>	<u>143.4</u>	43.247	<u>100.3</u>	47.889		<u>2:13.429</u>	204.2
5	43.587	132.8	45.940	91.5	49.005		2:18.532	213.0	10								

29		Paulo Costa(19/38)															
lap	Sect-1	Speed	Sect-2	Speed	Sect-3	Speed	lap time	Top Speed	lap	Sect-1	Speed	Sect-2	Speed	Sect-3	Speed	lap time	Top Speed
1		106.8	1:05.465	69.3	1:09.081		3:12.173	152.1	6	44.552	128.4	46.087	90.3	49.404		2:20.043	<u>214.7</u>
2	2:32.163	89.5	1:15.750	70.8	1:41.002		5:28.915	81.1	7	44.445	125.3	45.934	87.6	49.755		2:20.134	191.2
3	1:43.974	100.1	52.439	76.8	1:18.314		3:54.727	72.8	8	<u>42.920</u>	<u>139.9</u>	44.803	<u>96.3</u>	49.252		2:16.975	206.1
4	1:12.393	73.0	52.034	84.2	53.221		2:57.648	54.5	9	43.549	132.4	<u>44.592</u>	93.2	<u>48.403</u>		<u>2:16.544</u>	206.9
5	44.339	123.7	47.749	93.8	50.896		2:22.984	205.3	10								

30		Gonçalo Vale(19/39)															
lap	Sect-1	Speed	Sect-2	Speed	Sect-3	Speed	lap time	Top Speed	lap	Sect-1	Speed	Sect-2	Speed	Sect-3	Speed	lap time	Top Speed
1		115.5	57.412	64.3	1:05.580		2:52.492	161.4	6	43.526	137.8	44.219	84.2	47.539		2:15.284	<u>212.2</u>
2	2:13.023	74.7	1:24.043	65.0	1:43.160		5:20.226	28.1	7	42.786	<u>147.9</u>	44.282	90.7	46.902		2:13.970	209.7
3	1:35.742	78.3	1:03.367	67.5	1:22.890		4:01.999	80.1	8	42.766	147.3	<u>43.058</u>	91.0	46.699		2:12.523	206.5
4	1:11.531	75.9	53.095	67.5	54.437		2:59.063	76.9	9	<u>41.971</u>	144.6	43.073	<u>94.5</u>	<u>46.530</u>		<u>2:11.574</u>	206.1
5	44.287	132.5	44.814	84.0	48.104		2:17.205	211.8	10								


ALGARVE CLASSIC FESTIVAL 2019

Autódromo Internacional do Algarve

Super 7 by Toyo Tires

31 October - 3 November 2019

Laps and Sector Times - Race 2

Autodromo Internacional Algarve - 4652 mtr.

31 Matos-Sousa(19/37)																	
lap	Sect-1	Speed	Sect-2	Speed	Sect-3	Speed	lap time	Top Speed	lap	Sect-1	Speed	Sect-2	Speed	Sect-3	Speed	lap time	Top Speed
1	57.418	96.0	1:11.427	69.1	1:07.854		3:16.699	152.3	6	47.814	124.7	49.235	83.3	53.184		2:30.233	183.4
2	2:41.610	94.0	1:18.326	66.7	1:33.195		5:33.131	83.8	7	46.912	134.0	49.096	78.0	53.560		2:29.568	184.3
3	1:51.066	94.0	53.848	70.5	1:09.719		3:54.633	52.4	8	<u>46.444</u>	<u>140.3</u>	48.538	79.8	52.484		2:27.466	184.6
4	1:09.706	61.4	54.811	70.8	54.422		2:58.939	70.6	9	46.561	135.7	<u>47.747</u>	<u>89.3</u>	<u>51.805</u>		<u>2:26.113</u>	186.5
5	47.390	121.5	50.324	78.8	55.116		2:32.830	<u>187.8</u>	10								

32 Lee Wiggins(84848)																	
lap	Sect-1	Speed	Sect-2	Speed	Sect-3	Speed	lap time	Top Speed	lap	Sect-1	Speed	Sect-2	Speed	Sect-3	Speed	lap time	Top Speed
1		127.5	51.342	82.2	1:06.555		2:42.988	156.3	6	42.984	137.6	44.723	88.2	47.530		2:15.237	208.1
2	2:05.733	62.6	1:26.370	62.1	1:42.000		5:14.103	40.7	7	42.463	140.3	42.839	93.8	46.661		2:11.963	<u>213.9</u>
3	1:32.897	88.3	1:09.308	64.7	1:22.537		4:04.742	69.3	8	<u>42.341</u>	136.2	42.746	92.0	<u>46.540</u>		2:11.627	204.9
4	1:10.788	73.6	57.622	65.6	57.147		3:05.557	69.6	9	42.539	<u>150.4</u>	<u>41.854</u>	<u>102.2</u>	46.671		<u>2:11.064</u>	203.0
5	43.250	131.7	44.654	93.3	48.427		2:16.331	204.2	10								

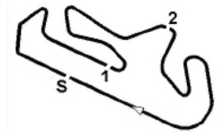
33 Ricardo Rajani(19/40)																	
lap	Sect-1	Speed	Sect-2	Speed	Sect-3	Speed	lap time	Top Speed	lap	Sect-1	Speed	Sect-2	Speed	Sect-3	Speed	lap time	Top Speed
1		100.9	56.899	80.8	1:08.474		2:58.082	150.6	6	43.780	128.6	44.722	99.4	48.234		2:16.736	213.0
2	2:19.308	87.5	1:20.616	72.5	1:42.765		5:22.689	22.0	7	42.190	147.5	43.682	98.3	48.029		2:13.901	212.6
3	1:38.262	80.4	1:00.910	65.3	1:21.069		4:00.241	85.3	8	<u>42.054</u>	144.4	42.557	97.5	<u>47.248</u>		<u>2:11.859</u>	205.7
4	1:13.414	67.0	51.188	82.1	54.988		2:59.590	63.9	9	42.353	<u>153.0</u>	<u>42.297</u>	<u>100.4</u>	47.402		2:12.052	<u>216.4</u>
5	43.917	127.2	45.497	89.0	49.013		2:18.427	210.9	10								

34 Francisco Villar(19/40)																	
lap	Sect-1	Speed	Sect-2	Speed	Sect-3	Speed	lap time	Top Speed	lap	Sect-1	Speed	Sect-2	Speed	Sect-3	Speed	lap time	Top Speed
1		126.8	52.955	71.9	1:06.504		2:45.558	160.2	6	42.900	134.0	44.523	93.3	47.687		2:15.110	<u>215.1</u>
2	2:06.681	45.6	1:25.656	69.6	1:42.792		5:15.129	40.8	7	42.950	134.0	44.035	95.9	<u>46.669</u>		2:13.654	214.7
3	1:33.397	68.7	1:08.047	67.0	1:22.941		4:04.385	70.8	8	42.087	142.7	43.694	94.6	47.114		2:12.895	213.4
4	1:10.874	89.9	57.117	71.4	55.416		3:03.407	86.5	9	<u>41.568</u>	<u>148.8</u>	<u>42.831</u>	<u>102.0</u>	47.590		<u>2:11.989</u>	206.1
5	44.715	128.6	45.000	92.1	48.067		2:17.782	212.6	10								

39 Mark Drain(19162)																	
lap	Sect-1	Speed	Sect-2	Speed	Sect-3	Speed	lap time	Top Speed	lap	Sect-1	Speed	Sect-2	Speed	Sect-3	Speed	lap time	Top Speed
1		99.7	59.713	76.2	1:10.407		3:04.532	148.6	6	44.788	118.0	46.400	96.3	49.673		2:20.861	196.4
2	2:25.512	70.1	1:17.644	63.6	1:43.753		5:26.909	55.2	7	45.719	127.4	45.379	93.9	49.019		2:20.117	174.8
3	1:41.497	85.1	54.693	63.7	1:20.715		3:56.905	81.7	8	<u>43.344</u>	<u>130.3</u>	<u>44.300</u>	<u>96.8</u>	49.291		<u>2:16.935</u>	<u>205.7</u>
4	1:14.060	82.3	52.298	81.0	54.545		3:00.903	59.2	9	43.937	125.1	45.378	95.0	<u>48.006</u>		2:17.321	200.7
5	45.027	119.3	47.360	87.0	50.262		2:22.649	187.8	10								

47 Tom Hayman-Joyce(19193)																	
lap	Sect-1	Speed	Sect-2	Speed	Sect-3	Speed	lap time	Top Speed	lap	Sect-1	Speed	Sect-2	Speed	Sect-3	Speed	lap time	Top Speed
1	54.744	107.6	1:02.293	67.8	1:10.115		3:07.152	146.7	6	44.952	125.4	46.278	91.7	49.036		2:20.266	193.2
2	2:28.945	72.9	1:16.829	63.1	1:42.403		5:28.177	66.5	7	45.079	119.1	46.633	94.2	49.291		2:21.003	169.3
3	1:43.532	107.8	54.350	78.6	1:17.361		3:55.243	67.0	8	43.870	133.0	<u>44.820</u>	<u>98.6</u>	48.412		2:17.102	200.0
4	1:13.733	69.0	51.947	86.3	52.909		2:58.589	52.5	9	<u>43.742</u>	<u>135.8</u>	44.903	88.0	<u>48.086</u>		<u>2:16.731</u>	<u>203.4</u>
5	45.833	115.8	48.407	92.3	50.389		2:24.629	198.2	10								

48 Anthony Jaffe(16569)																	
lap	Sect-1	Speed	Sect-2	Speed	Sect-3	Speed	lap time	Top Speed	lap	Sect-1	Speed	Sect-2	Speed	Sect-3	Speed	lap time	Top Speed
1	57.966	93.4	1:10.053	66.3	1:08.096		3:16.115	154.1	6	46.265	124.3	47.434	92.2	53.098		2:26.797	187.5
2	2:40.344	87.7	1:16.901	78.3	1:34.181		5:31.426	72.4	7	46.251	123.1	48.101	89.0	52.109		2:26.461	187.5
3	1:50.383	95.4	54.068	87.0	1:10.524		3:54.975	49.8	8	44.763	132.5	46.120	<u>94.3</u>	<u>50.752</u>		2:21.635	188.5
4	1:10.707	69.4	54.148	88.5	55.343		3:00.198	69.5	9	<u>44.373</u>	<u>138.6</u>	<u>45.248</u>	93.4	51.594		<u>2:21.215</u>	<u>188.8</u>
5	46.520	122.9	47.825	93.0	54.091		2:28.436	173.4	10								



ALGARVE CLASSIC FESTIVAL 2019
Autódromo Internacional do Algarve

Super 7 by Toyo Tires

31 October - 3 November 2019

Laps and Sector Times - Race 2

Autodromo Internacional Algarve - 4652 mtr.

49 Jamie Bashall(18399)																	
lap	Sect-1	Speed	Sect-2	Speed	Sect-3	Speed	lap time	Top Speed	lap	Sect-1	Speed	Sect-2	Speed	Sect-3	Speed	lap time	Top Speed
1		120.7	54.341	80.8	1:06.906		2:49.283	160.5	4	1:12.105	76.7	54.253	73.6	55.124		3:01.482	74.5
2	2:08.625	43.8	1:26.048	69.0	1:42.583		5:17.256	28.9	5	<u>44.267</u>	<u>125.3</u>	<u>45.961</u>	<u>92.3</u>	<u>48.300</u>		<u>2:18.528</u>	209.3
3	1:35.035	55.4	1:06.044	69.9	1:22.646		4:03.725	73.1	6								

53 José Carlos Pires(19/18)																	
lap	Sect-1	Speed	Sect-2	Speed	Sect-3	Speed	lap time	Top Speed	lap	Sect-1	Speed	Sect-2	Speed	Sect-3	Speed	lap time	Top Speed
1		136.0	50.825	80.4	1:06.374		2:41.745	160.2	6	43.104	141.5	44.080	103.8	48.106		2:15.290	210.1
2	2:05.240	81.9	1:26.846	66.7	1:41.307		5:13.393	36.4	7	45.549	141.0	42.811	99.7	47.260		2:15.620	209.3
3	1:33.113	80.2	1:10.072	64.4	1:21.912		4:05.097	70.1	8	41.349	158.4	<u>41.835</u>	97.0	<u>46.468</u>		<u>2:09.652</u>	210.5
4	1:11.370	67.8	58.155	58.5	57.171		3:06.696	74.8	9	<u>41.326</u>	<u>163.9</u>	42.246	<u>106.2</u>	47.311		2:10.883	<u>215.6</u>
5	43.409	139.2	44.210	101.0	48.637		2:16.256	213.9	10								

54 Billy Nairn(24526)																	
lap	Sect-1	Speed	Sect-2	Speed	Sect-3	Speed	lap time	Top Speed	lap	Sect-1	Speed	Sect-2	Speed	Sect-3	Speed	lap time	Top Speed
1	1:03.649	88.3	1:12.088	71.5	1:09.609		3:25.346	132.2	5	46.664	<u>124.6</u>	50.810	86.0	58.442		2:35.916	<u>192.5</u>
2	2:42.017	85.0	1:18.163	70.1	1:31.602		5:31.782	69.8	6	48.749	116.0	50.057	<u>87.7</u>	<u>54.665</u>		<u>2:33.471</u>	148.4
3	1:54.374	80.9	54.663	86.0	1:07.163		3:56.200	61.3	7	<u>46.555</u>	122.9	<u>49.645</u>	82.8	Pit In		<u>2:47.296</u>	190.5
4	1:08.831	70.3	55.157	79.5	56.856		3:00.844	81.1	8								

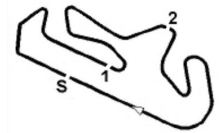
55 Rick Potter(22431)																	
lap	Sect-1	Speed	Sect-2	Speed	Sect-3	Speed	lap time	Top Speed	lap	Sect-1	Speed	Sect-2	Speed	Sect-3	Speed	lap time	Top Speed
1		92.9	1:08.736	63.7	1:08.453		3:16.168	130.6	6	45.680	115.1	46.314	84.0	50.421		2:22.415	183.1
2	2:35.115	79.8	1:17.682	65.4	1:36.712		5:29.509	69.5	7	44.663	120.4	46.622	79.7	<u>50.080</u>		2:21.365	<u>210.1</u>
3	1:47.604	90.3	53.586	85.6	1:13.389		3:54.579	56.3	8	44.724	105.7	46.222	<u>89.4</u>	51.105		2:22.051	201.9
4	1:12.410	65.6	52.620	83.1	54.253		2:59.283	53.4	9	<u>43.996</u>	<u>126.9</u>	<u>46.072</u>	81.3	50.266		<u>2:20.334</u>	200.4
5	44.896	108.8	47.151	82.6	51.459		2:23.506	203.8	10								

57 Bernardo Bello(19/22)																	
lap	Sect-1	Speed	Sect-2	Speed	Sect-3	Speed	lap time	Top Speed	lap	Sect-1	Speed	Sect-2	Speed	Sect-3	Speed	lap time	Top Speed
1	55.872	111.0	1:02.901	66.4	1:10.834		3:09.607	142.7	6	43.645	127.1	46.384	97.4	49.588		2:19.617	<u>200.7</u>
2	2:30.501	76.7	1:16.506	61.1	1:41.584		5:28.591	71.5	7	43.594	135.8	45.479	96.2	<u>49.008</u>		2:18.081	198.2
3	1:41.979	102.9	54.200	73.7	1:18.876		3:55.055	63.4	8	<u>43.525</u>	139.5	<u>43.845</u>	<u>100.4</u>	49.202		<u>2:16.572</u>	196.7
4	1:11.999	69.8	52.039	89.5	53.118		2:57.156	55.4	9	44.011	<u>140.1</u>	45.449	91.4	49.403		2:18.863	199.3
5	45.145	126.0	48.503	92.3	50.512		2:24.160	195.7	10								

58 Nick Jones																	
lap	Sect-1	Speed	Sect-2	Speed	Sect-3	Speed	lap time	Top Speed	lap	Sect-1	Speed	Sect-2	Speed	Sect-3	Speed	lap time	Top Speed
1		106.9	59.041	70.1	1:10.488		3:03.592	163.6	6	43.228	122.3	46.668	96.3	49.521		2:19.417	<u>216.9</u>
2	2:24.676	78.3	1:17.890	66.0	1:44.202		5:26.768	49.2	7	44.096	131.2	45.848	<u>97.6</u>	<u>49.057</u>		2:19.001	212.2
3	1:41.293	81.9	55.019	59.2	1:20.483		3:56.795	91.2	8	<u>43.059</u>	<u>141.9</u>	44.785	95.2	49.499		<u>2:17.343</u>	209.3
4	1:13.955	75.2	52.789	74.2	54.023		3:00.767	74.2	9	43.763	130.4	<u>44.507</u>	86.3	49.765		2:18.035	213.4
5	44.238	127.1	51.940	94.6	49.840		2:26.018	203.0	10								

66 Stephane Picciotto(19/71)																	
lap	Sect-1	Speed	Sect-2	Speed	Sect-3	Speed	lap time	Top Speed	lap	Sect-1	Speed	Sect-2	Speed	Sect-3	Speed	lap time	Top Speed
1	1:01.499	96.2	1:10.660	64.7	1:08.917		3:21.076	147.7	5	51.036	121.6	50.106	83.3	55.128		2:36.270	147.5
2	2:42.196	90.5	1:19.295	62.0	1:30.831		5:32.322	65.5	6	48.520	<u>134.3</u>	49.990	82.6	<u>53.879</u>		2:32.389	166.9
3	1:54.449	82.0	55.069	77.7	1:06.354		3:55.872	59.9	7	<u>48.311</u>	128.9	48.868	86.1	54.269		<u>2:31.448</u>	<u>177.6</u>
4	1:08.661	76.5	55.428	74.7	56.713		3:00.802	78.0	8	55.924	133.3	<u>48.019</u>	<u>87.9</u>	57.492		2:41.435	175.9

68 Ian Dyble(22436)																	
lap	Sect-1	Speed	Sect-2	Speed	Sect-3	Speed	lap time	Top Speed	lap	Sect-1	Speed	Sect-2	Speed	Sect-3	Speed	lap time	Top Speed
1		100.5	1:01.236	76.9	1:10.766		3:06.765	149.8	6	44.573	118.0	46.493	<u>96.8</u>	50.475		2:21.541	192.9
2	2:27.093	60.3	1:18.817	69.7	1:42.450		5:28.360	59.9	7	44.806	120.3	47.030	89.0	51.290		2:23.126	180.6
3	1:42.308	79.2	55.086	80.1	1:18.362		3:55.756	75.6	8	44.613	118.7	45.654	93.0	49.643		2:19.910	190.8
4	1:13.443	69.0	52.041	82.7	53.353		2:58.837	50.2	9	<u>43.477</u>	<u>131.7</u>	<u>44.940</u>	89.9	<u>48.598</u>		<u>2:17.015</u>	<u>202.6</u>



ALGARVE CLASSIC FESTIVAL 2019

Autódromo Internacional do Algarve

Super 7 by Toyo Tires

31 October - 3 November 2019

Laps and Sector Times - Race 2

Autodromo Internacional Algarve - 4652 mtr.

5	44.929	112.3	47.778	85.8	50.852	2:23.559	190.8	10									
---	--------	-------	--------	------	--------	----------	-------	----	--	--	--	--	--	--	--	--	--

70		Kevin Cooper															
lap	Sect-1	Speed	Sect-2	Speed	Sect-3	Speed	lap time	Top Speed	lap	Sect-1	Speed	Sect-2	Speed	Sect-3	Speed	lap time	Top Speed
1	57.012	99.6	1:06.511	73.0	1:09.594		3:13.117	152.1	6	44.211	<u>135.8</u>	45.830	99.3	50.111		2:20.152	<u>196.0</u>
2	2:32.873	87.0	1:16.130	74.4	1:39.858		5:28.861	77.6	7	<u>43.495</u>	135.7	45.142	97.4	49.557		2:18.194	193.2
3	1:46.293	100.7	53.333	78.6	1:15.007		3:54.633	57.1	8	43.765	133.3	45.296	98.2	49.299		2:18.360	191.8
4	1:12.426	70.8	52.058	80.2	54.259		2:58.743	57.2	9	43.497	134.2	<u>44.870</u>	<u>101.4</u>	<u>48.857</u>		<u>2:17.224</u>	193.9
5	45.011	127.2	47.359	94.2	51.855		2:24.225	191.2	10								

71		Alan Cooper															
lap	Sect-1	Speed	Sect-2	Speed	Sect-3	Speed	lap time	Top Speed	lap	Sect-1	Speed	Sect-2	Speed	Sect-3	Speed	lap time	Top Speed
1	52.847	104.1	58.766	71.1	1:08.561		3:00.174	170.1	6	43.577	132.8	45.718	94.7	48.858		2:18.153	<u>204.9</u>
2	2:23.731	91.4	1:18.202	64.1	1:43.593		5:25.526	57.2	7	42.818	<u>142.7</u>	43.777	94.3	47.970		2:14.565	197.4
3	1:39.607	98.5	57.524	63.7	1:21.021		3:58.152	66.3	8	42.690	138.6	43.911	96.4	48.582		2:15.183	197.8
4	1:13.894	71.9	50.386	82.5	54.280		2:58.560	70.2	9	<u>42.489</u>	138.8	<u>43.507</u>	<u>96.9</u>	<u>47.907</u>		<u>2:13.903</u>	198.9
5	43.958	133.0	45.277	93.5	49.249		2:18.484	199.3	10								

77		Frederico Brion Sanchez(19/05)															
lap	Sect-1	Speed	Sect-2	Speed	Sect-3	Speed	lap time	Top Speed	lap	Sect-1	Speed	Sect-2	Speed	Sect-3	Speed	lap time	Top Speed
1	58.480	103.9	1:10.572	69.0	1:07.525		3:16.577	144.8	6	48.452	111.0	49.266	87.7	54.073		2:31.791	184.3
2	2:41.336	90.5	1:18.197	69.4	1:33.683		5:33.216	81.8	7	47.829	130.6	48.062	<u>90.2</u>	53.684		2:29.575	181.2
3	1:50.521	93.6	53.769	73.0	1:09.638		3:53.928	51.5	8	46.790	137.1	48.742	84.8	53.056		2:28.588	188.5
4	1:10.248	56.2	54.713	71.5	54.452		2:59.413	77.8	9	<u>46.453</u>	<u>138.1</u>	<u>47.114</u>	89.6	<u>52.184</u>		<u>2:25.751</u>	180.6
5	47.391	125.1	49.254	79.2	54.156		2:30.801	<u>189.1</u>	10								

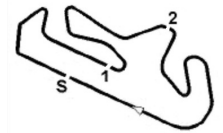
81		Daniel González-Vallinas(P-000)															
lap	Sect-1	Speed	Sect-2	Speed	Sect-3	Speed	lap time	Top Speed	lap	Sect-1	Speed	Sect-2	Speed	Sect-3	Speed	lap time	Top Speed
1		108.3	57.026	65.3	1:09.345		2:58.695	159.3	6	43.171		44.950	104.5	48.522		2:16.643	209.7
2	2:20.962	74.2	1:20.368	66.1	1:42.045		5:23.375	23.7	7	<u>41.948</u>	139.5	43.559	103.4	47.874		2:13.381	207.7
3	1:38.023	75.7	1:01.105	61.7	1:20.541		3:59.669	77.7	8	44.078	130.1	43.081	<u>105.3</u>	<u>47.562</u>		2:14.721	207.3
4	1:13.381	61.9	51.122	81.6	54.744		2:59.247	65.9	9	42.231	<u>141.0</u>	<u>42.752</u>	98.1	47.584		<u>2:12.567</u>	208.1
5	44.435	126.0	45.870	98.9	49.561		2:19.866	<u>211.4</u>	10								

83		Keith Ashworth(21200)															
lap	Sect-1	Speed	Sect-2	Speed	Sect-3	Speed	lap time	Top Speed	lap	Sect-1	Speed	Sect-2	Speed	Sect-3	Speed	lap time	Top Speed
1	Pit Out	98.5	1:06.931	71.4	1:08.568		<u>3:03.391</u>		6	44.631	127.1	46.541	101.0	49.519		2:20.691	195.3
2	2:43.848	77.4	1:18.313	70.2	1:30.860		5:33.021	63.8	7	45.667	130.0	46.750	<u>107.4</u>	50.332		2:22.749	204.9
3	1:55.339	70.1	53.030	84.6	1:06.001		3:54.370	59.8	8	43.398	130.8	46.122	95.4	51.245		2:20.765	<u>205.7</u>
4	1:09.148	70.6	54.606	78.4	56.259		3:00.013	79.5	9	<u>42.846</u>	<u>138.5</u>	<u>44.705</u>	98.6	<u>49.148</u>		<u>2:16.699</u>	201.1
5	45.866	118.4	48.132	99.6	51.654		2:25.652	186.9	10								

90		Jay McCormack(29960)															
lap	Sect-1	Speed	Sect-2	Speed	Sect-3	Speed	lap time	Top Speed	lap	Sect-1	Speed	Sect-2	Speed	Sect-3	Speed	lap time	Top Speed
1		115.6	56.841	70.1	1:05.594		2:51.859	162.9	6	42.843	129.3	44.288	91.0	47.491		2:14.622	210.5
2	2:11.841	58.9	1:24.919	62.0	1:42.013		5:18.773	28.6	7	<u>41.974</u>	142.9	43.342	<u>96.4</u>	46.730		<u>2:12.046</u>	209.7
3	1:36.604	90.6	1:03.913	65.7	1:22.535		4:03.052	88.4	8	42.464	145.0	43.899	79.1	<u>46.422</u>		2:12.785	208.9
4	1:11.706	79.4	53.240	72.0	54.621		2:59.567	78.0	9	42.225	<u>158.4</u>	<u>42.406</u>	93.8	47.474		2:12.105	208.9
5	43.914	127.2	45.276	85.2	48.298		2:17.488	<u>212.6</u>	10								

99		Caroline Everett(29957)															
lap	Sect-1	Speed	Sect-2	Speed	Sect-3	Speed	lap time	Top Speed	lap	Sect-1	Speed	Sect-2	Speed	Sect-3	Speed	lap time	Top Speed

100		John Shival(29961)															
lap	Sect-1	Speed	Sect-2	Speed	Sect-3	Speed	lap time	Top Speed	lap	Sect-1	Speed	Sect-2	Speed	Sect-3	Speed	lap time	Top Speed
1	54.624	104.9	1:01.662	70.6	1:10.603		3:06.889	146.1	6	45.152	129.8	45.943	91.6	50.265		2:21.360	188.2
2	2:27.840	68.9	1:18.035	67.2	1:42.319		5:28.194	62.1	7	44.955	127.1	45.560	<u>99.8</u>	49.201		2:19.716	181.2



ALGARVE CLASSIC FESTIVAL 2019
Autódromo Internacional do Algarve

Super 7 by Toyo Tires

31 October - 3 November 2019

Laps and Sector Times - Race 2

Autodromo Internacional Algarve - 4652 mtr.

3	1:42.870	90.8	54.566	75.3	1:17.981	3:55.417	69.0	8	<u>43.502</u>	<u>145.2</u>	44.582	98.1	49.051	2:17.135	195.7
4	1:14.118	68.3	51.736	82.3	53.468	2:59.322	45.8	9	43.711	139.9	<u>44.562</u>	92.5	<u>48.755</u>	<u>2:17.028</u>	194.6
5	44.957	118.2	48.002	92.2	50.324	2:23.283	<u>196.0</u>	10							

102 Matthew Reeve (28086)																	
lap	Sect-1	Speed	Sect-2	Speed	Sect-3	Speed	lap time	Top Speed	lap	Sect-1	Speed	Sect-2	Speed	Sect-3	Speed	lap time	Top Speed
1	113.0		55.097	58.2	1:09.433		2:56.816	155.8	6	43.643	138.5	45.028	97.3	48.597		2:17.268	212.6
2	2:18.400	85.4	1:21.073	68.2	1:43.237		5:22.710	21.0	7	43.228	138.1	44.180	102.6	<u>47.515</u>		2:14.923	210.1
3	1:37.725	83.6	1:01.483	65.7	1:20.993		4:00.201	75.2	8	43.367	116.3	44.623	<u>107.1</u>	48.951		2:16.941	<u>213.9</u>
4	1:13.505	81.1	51.333	67.2	55.318		3:00.156	61.8	9	<u>42.289</u>	<u>143.6</u>	<u>43.549</u>	96.1	48.252		<u>2:14.090</u>	211.8
5	44.265	128.9	46.783	96.1	49.173		2:20.221	210.1	10								

103 Danny Winstanley (19666)																	
lap	Sect-1	Speed	Sect-2	Speed	Sect-3	Speed	lap time	Top Speed	lap	Sect-1	Speed	Sect-2	Speed	Sect-3	Speed	lap time	Top Speed
1	127.2		53.203	71.3	1:06.850		2:46.385	166.4	6	43.438	132.8	43.650	96.5	47.677		2:14.765	212.6
2	2:06.761	44.0	1:25.627	65.9	1:42.734		5:15.122	37.9	7	45.791	133.8	43.661	95.6	46.537		2:15.989	210.9
3	1:33.060	69.8	1:08.341	68.8	1:22.920		4:04.321	64.2	8	<u>41.551</u>	<u>148.8</u>	42.190	94.3	<u>45.732</u>		<u>2:09.473</u>	<u>213.4</u>
4	1:11.190	97.3	56.814	70.4	54.933		3:02.937	82.3	9	41.676	140.3	<u>42.034</u>	<u>106.9</u>	47.196		2:10.906	213.0
5	43.016	134.5	43.969	105.8	48.061		2:15.046	208.1	10								

109 Danny Killeen (25976)																	
lap	Sect-1	Speed	Sect-2	Speed	Sect-3	Speed	lap time	Top Speed	lap	Sect-1	Speed	Sect-2	Speed	Sect-3	Speed	lap time	Top Speed
1	120.0		53.513	77.8	1:07.386		2:48.298	151.0	6	42.321	131.7	44.826	92.0	47.791		2:14.938	214.3
2	2:07.131	35.9	1:25.868	70.9	1:42.901		5:15.900	33.6	7	42.980	127.8	44.056	93.8	<u>46.723</u>		2:13.759	214.3
3	1:36.245	67.5	1:05.208	65.5	1:22.858		4:04.311	74.6	8	41.862	138.3	43.992	91.6	47.044		2:12.898	<u>214.7</u>
4	1:12.132	81.9	55.050	70.4	54.254		3:01.436	79.6	9	<u>41.370</u>	<u>144.2</u>	<u>42.771</u>	<u>95.9</u>	47.496		<u>2:11.637</u>	210.5
5	43.418	124.4	45.254	89.5	48.225		2:16.897	208.5	10								

118 Phil Jenkins (10839)																	
lap	Sect-1	Speed	Sect-2	Speed	Sect-3	Speed	lap time	Top Speed	lap	Sect-1	Speed	Sect-2	Speed	Sect-3	Speed	lap time	Top Speed
1	120.9		56.318	74.4	1:05.602		2:50.820	157.4	6	42.344	132.4	43.966	98.3	47.357		2:13.667	<u>216.4</u>
2	2:11.423	62.8	1:25.076	59.3	1:41.911		5:18.410	26.6	7	42.168	138.6	43.330	<u>98.5</u>	<u>46.450</u>		2:11.948	207.7
3	1:35.629	73.3	1:04.749	71.9	1:23.039		4:03.417	69.7	8	42.238	139.7	43.468	96.5	46.821		2:12.527	213.9
4	1:12.088	89.4	53.241	75.6	55.004		3:00.333	86.1	9	<u>41.790</u>	<u>145.7</u>	<u>42.303</u>	94.1	46.992		<u>2:11.085</u>	215.1
5	43.494	128.0	45.152	93.0	49.046		2:17.692	209.3	10								

119 Mark Stansfield (17920)																	
lap	Sect-1	Speed	Sect-2	Speed	Sect-3	Speed	lap time	Top Speed	lap	Sect-1	Speed	Sect-2	Speed	Sect-3	Speed	lap time	Top Speed
1	113.7		56.812	65.1	1:06.044		2:54.012	153.6	6	42.558	124.4	44.842	94.2	48.877		2:16.277	202.2
2	2:15.028	77.6	1:23.486	56.2	1:43.031		5:21.545	26.5	7	42.278	133.2	44.324	98.7	48.690		2:15.292	203.4
3	1:35.221	72.1	1:03.829	61.4	1:22.169		4:01.219	106.0	8	41.528	135.7	43.165	97.9	48.254		2:12.947	<u>204.2</u>
4	1:12.317	72.2	52.195	73.1	55.120		2:59.632	73.3	9	<u>41.484</u>	<u>143.4</u>	<u>42.415</u>	<u>100.9</u>	<u>47.512</u>		<u>2:11.411</u>	203.4
5	44.269	116.9	45.844	92.5	49.446		2:19.559	201.5	10								

125 Justin Armstrong (1290)																	
lap	Sect-1	Speed	Sect-2	Speed	Sect-3	Speed	lap time	Top Speed	lap	Sect-1	Speed	Sect-2	Speed	Sect-3	Speed	lap time	Top Speed
1	132.2		51.458	81.4	1:06.658		2:44.216	153.4	6	42.880	129.5	44.293	94.6	47.560		2:14.733	207.3
2	2:06.425	49.3	1:25.768	71.2	1:41.852		5:14.045	43.1	7	42.128	146.7	43.261	99.6	46.868		2:12.257	<u>215.1</u>
3	1:33.170	63.0	1:08.719	69.7	1:22.989		4:04.878	69.5	8	42.034	140.6	42.689	96.9	<u>46.459</u>		2:11.182	210.1
4	1:10.831	72.1	57.783	69.6	56.130		3:04.744	72.7	9	<u>41.089</u>	<u>151.5</u>	<u>42.033</u>	<u>103.6</u>	47.521		<u>2:10.643</u>	208.1
5	43.326	135.2	44.543	95.3	48.957		2:16.826	204.2	10								

127 Tim Rowbottom (19449)																	
lap	Sect-1	Speed	Sect-2	Speed	Sect-3	Speed	lap time	Top Speed	lap	Sect-1	Speed	Sect-2	Speed	Sect-3	Speed	lap time	Top Speed
1	58.570	90.2	1:12.873	67.6	1:09.845		3:21.288	139.7	6	48.270	113.2	49.259	86.7	52.613		2:30.142	174.5
2	2:41.598	84.2	1:17.760	71.5	1:32.158		5:31.516	71.2	7	48.478	114.6	48.130	<u>90.4</u>	52.934		2:29.542	172.0
3	1:52.660	90.0	53.599	81.7	1:08.811		3:55.070	59.3	8	45.409	<u>126.6</u>	48.921	87.2	52.461		2:26.791	184.6
4	1:09.325	66.9	54.647	77.6	54.369		2:58.341	77.5	9	<u>44.725</u>	124.3	<u>47.779</u>	89.7	<u>51.570</u>		<u>2:24.074</u>	181.8

ALGARVE CLASSIC FESTIVAL 2019

Autódromo Internacional do Algarve

Super 7 by Toyo Tires

31 October - 3 November 2019

Laps and Sector Times - Race 2

Autodromo Internacional Algarve - 4652 mtr.

5	46.838	118.0	50.638	84.3	54.568	2:32.044	187.5	10									
---	--------	-------	--------	------	--------	----------	-------	----	--	--	--	--	--	--	--	--	--

129	Tim Child(29561)																
lap	Sect-1	Speed	Sect-2	Speed	Sect-3	Speed	lap time	Top Speed	lap	Sect-1	Speed	Sect-2	Speed	Sect-3	Speed	lap time	Top Speed

136	John Ogilvie(25521)																
lap	Sect-1	Speed	Sect-2	Speed	Sect-3	Speed	lap time	Top Speed	lap	Sect-1	Speed	Sect-2	Speed	Sect-3	Speed	lap time	Top Speed
1		106.3	58.873	75.1	1:09.644		3:02.585	155.2	6	45.138	123.1	45.719	89.1	50.552		2:21.409	198.2
2	2:24.814	71.9	1:18.153	69.7	1:43.452		5:26.419	48.8	7	43.820	135.3	45.608	92.4	48.791		2:18.219	194.2
3	1:41.190	86.8	55.660	62.3	1:20.476		3:57.326	83.1	8	44.492	130.9	44.505	99.6	49.651		2:18.648	186.2
4	1:13.967	70.4	53.244	73.1	54.396		3:01.607	71.8	9	43.615	130.3	45.576	91.5	48.342		2:17.533	203.0
5	44.494	114.6	47.373	88.5	51.356		2:23.223	195.3	10								

166	Tom Overton(17073)																
lap	Sect-1	Speed	Sect-2	Speed	Sect-3	Speed	lap time	Top Speed	lap	Sect-1	Speed	Sect-2	Speed	Sect-3	Speed	lap time	Top Speed
1		91.8	1:08.089	63.5	1:08.436		3:16.727	136.5	6	46.205	114.2	47.516	93.2	52.363		2:26.084	185.2
2	2:36.157	84.6	1:17.064	69.3	1:36.979		5:30.200	69.0	7	44.471	119.2	47.105	87.9	50.979		2:22.555	193.2
3	1:48.013	88.5	53.651	79.7	1:12.862		3:54.526	52.2	8	43.721	131.9	45.744	93.3	49.616		2:19.081	199.3
4	1:12.118	67.7	53.759	82.2	55.925		3:01.802	60.2	9	43.423	131.2	46.033	91.9	50.503		2:19.959	200.7
5	46.830	118.8	48.779	86.2	54.318		2:29.927	176.5	10								

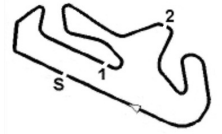
171	Martin Amison(15516)																
lap	Sect-1	Speed	Sect-2	Speed	Sect-3	Speed	lap time	Top Speed	lap	Sect-1	Speed	Sect-2	Speed	Sect-3	Speed	lap time	Top Speed
1	50.612	88.8	1:08.984	69.4	1:07.323		3:06.919		4	1:08.204	74.2	54.584	81.2	55.432		2:58.220	87.2
2	2:50.855	83.1	1:12.896	77.4	1:29.760		5:33.511	60.6	5	46.605	113.8	48.069	97.8	52.237		2:26.911	169.5
3	1:56.551	78.5	55.074	93.7	1:01.752		3:53.377	76.2	6								

333	Saraiva-Saraiva(19/40)																
lap	Sect-1	Speed	Sect-2	Speed	Sect-3	Speed	lap time	Top Speed	lap	Sect-1	Speed	Sect-2	Speed	Sect-3	Speed	lap time	Top Speed
1		127.7	53.515	69.1	1:07.164		2:47.680	162.2	6	42.999	137.2	44.439	90.3	47.496		2:14.934	216.4
2	2:07.102	36.5	1:25.611	70.2	1:43.151		5:15.864	36.8	7	42.303	135.7	43.167	101.1	47.801		2:13.271	216.0
3	1:35.655	57.5	1:05.552	64.4	1:22.722		4:03.929	69.6	8	42.683	149.6	42.578	92.8	46.980		2:12.241	213.9
4	1:12.489	84.4	55.157	69.6	54.463		3:02.109	74.7	9	41.684	149.8	42.545	106.3	47.758		2:11.987	204.9
5	43.230	130.1	44.890	92.0	48.332		2:16.452	215.1	10								

555	Russ Olivant(20592)																
lap	Sect-1	Speed	Sect-2	Speed	Sect-3	Speed	lap time	Top Speed	lap	Sect-1	Speed	Sect-2	Speed	Sect-3	Speed	lap time	Top Speed
1		115.9	57.639	77.5	1:06.629		2:55.956	149.4	6	44.256	132.2	44.418	97.4	48.790		2:17.464	204.2
2	2:17.382	77.6	1:21.651	69.9	1:42.980		5:22.013	23.3	7	44.673	138.5	43.549	97.2	47.606		2:15.828	207.7
3	1:36.979	85.7	1:02.309	66.2	1:21.421		4:00.709	80.6	8	43.955	119.6	44.091	105.9	47.515		2:15.561	207.7
4	1:13.359	85.6	50.960	71.6	55.637		2:59.956	65.7	9	41.771	139.7	42.458	97.1	47.557		2:11.786	209.3
5	44.124	116.3	45.999	91.4	49.353		2:19.476	207.3	10								

777	Chris Wright(57236)																
lap	Sect-1	Speed	Sect-2	Speed	Sect-3	Speed	lap time	Top Speed	lap	Sect-1	Speed	Sect-2	Speed	Sect-3	Speed	lap time	Top Speed
1		115.1	52.418	58.3	1:09.507		2:50.157	166.2	6	42.869	143.4	42.658	96.6	47.553		2:13.080	212.2
2	2:09.079	42.5	1:25.620	72.6	1:42.749		5:17.448	27.6	7	43.319	134.5	43.715	94.7	46.843		2:13.877	212.2
3	1:35.211	52.0	1:05.805	64.2	1:22.532		4:03.548	73.1	8	42.167	148.1	43.688	93.5	48.676		2:14.531	210.1
4	1:12.098	79.1	54.005	77.8	54.582		3:00.685	90.1	9	42.110	153.0	42.806	100.2	46.960		2:11.876	213.4
5	43.746	127.5	44.806	95.8	48.485		2:17.037	214.7	10								

888	Chris Lay (22431)																
lap	Sect-1	Speed	Sect-2	Speed	Sect-3	Speed	lap time	Top Speed	lap	Sect-1	Speed	Sect-2	Speed	Sect-3	Speed	lap time	Top Speed
1		105.7	59.803	71.9	1:08.968		3:01.833	137.9	6	43.547	134.8	45.094	98.8	48.002		2:16.643	212.2
2	2:23.836	87.0	1:18.369	64.0	1:43.582		5:25.787	56.8	7	42.862	134.7	44.273	97.8	47.331		2:14.466	212.6
3	1:39.824	95.1	57.150	55.4	1:21.028		3:58.002	69.5	8	42.740	134.5	44.269	101.1	47.490		2:14.499	213.9
4	1:13.856	67.5	50.770	83.5	54.148		2:58.774	83.3	9	42.242	136.7	44.243	107.0	47.411		2:13.896	201.9



ALGARVE CLASSIC FESTIVAL 2019
Autódromo Internacional do Algarve

Super 7 by Toyo Tires

31 October - 3 November 2019

Laps and Sector Times - Race 2

Autodromo Internacional Algarve - 4652 mtr.

5	43.541	125.4	45.292	94.0	48.509	2:17.342	206.9	10					
---	--------	-------	--------	------	--------	----------	-------	----	--	--	--	--	--