

ALGARVE CLASSIC FESTIVAL 2019

Autódromo Internacional do Algarve

Super 7 by Toyo Tires

31 October - 3 November 2019

Laps and Sector Times - Race 1

Autodromo Internacional Algarve - 4652 mtr.

2		John Reid(22436)															
lap	Sect-1	Speed	Sect-2	Speed	Sect-3	Speed	lap time	Top Speed	lap	Sect-1	Speed	Sect-2	Speed	Sect-3	Speed	lap time	Top Speed
1		141.4	42.207	100.5	45.932		2:14.108	174.8	5	1:28.631	57.7	53.927	72.3	1:09.867		3:32.425	64.7
2	39.573	153.8	53.711	74.8	53.227		2:26.511	215.6	6	1:04.909	48.0	57.401	68.3	50.288		2:52.598	82.1
3	1:40.373	65.4	59.241	60.7	1:23.611		4:03.225	73.6	7	<u>38.783</u>	158.4	41.126	<u>102.9</u>	<u>45.647</u>		<u>2:05.556</u>	216.0
4	1:45.969	47.2	59.213	83.1	1:18.472		4:03.654	37.8	8	38.970	<u>160.7</u>	<u>40.856</u>	102.1	46.017		2:05.843	214.7

3		Silva-Guedes															
lap	Sect-1	Speed	Sect-2	Speed	Sect-3	Speed	lap time	Top Speed	lap	Sect-1	Speed	Sect-2	Speed	Sect-3	Speed	lap time	Top Speed
1			44.436	<u>99.2</u>	46.695		2:21.277	175.3	5	1:29.034	63.6	48.291	82.7	1:13.397		3:30.722	64.6
2	40.357	161.2	54.756	61.7	56.752		2:31.865	208.1	6	1:00.735	41.2	53.925	61.8	51.829		2:46.489	86.3
3	1:48.269	68.4	52.828	56.2	1:24.733		4:05.830	57.4	7	40.466	149.6	<u>40.574</u>	95.2	<u>46.125</u>		2:07.165	206.9
4	1:50.601	54.0	56.570	80.2	1:20.450		4:07.621	66.7	8	<u>38.930</u>	<u>162.2</u>	41.240	85.3	46.824		<u>2:06.994</u>	<u>212.6</u>

5		Carl Nairn(24753)															
lap	Sect-1	Speed	Sect-2	Speed	Sect-3	Speed	lap time	Top Speed	lap	Sect-1	Speed	Sect-2	Speed	Sect-3	Speed	lap time	Top Speed
1		<u>142.7</u>	44.245	100.9	46.272		2:19.312	176.2	5	1:29.353	66.8	49.465	89.9	1:11.786		3:30.604	66.4
2	39.368	133.3	56.253	68.8	55.002		2:30.623	210.9	6	1:02.033	44.3	54.622	59.2	51.831		2:48.486	78.5
3	1:46.270	63.8	55.092	55.6	1:23.772		4:05.134	77.5	7	39.255	139.2	<u>40.567</u>	<u>107.4</u>	<u>45.615</u>		<u>2:05.437</u>	207.3
4	1:49.686	48.2	58.273	89.3	1:19.104		4:07.063	67.5	8	<u>39.170</u>	135.0	40.776	102.1	46.146		2:06.092	<u>215.1</u>

7		Diogo Tavares (19/38)															
lap	Sect-1	Speed	Sect-2	Speed	Sect-3	Speed	lap time	Top Speed	lap	Sect-1	Speed	Sect-2	Speed	Sect-3	Speed	lap time	Top Speed
1		156.5	39.645	101.5	44.907		2:05.751	166.7	5	1:24.405	87.7	1:00.637	70.5	1:08.389		3:33.431	66.9
2	38.559	154.3	47.631	87.2	54.880		2:21.070	<u>217.3</u>	6	1:08.642	79.9	57.725	79.2	51.031		2:57.398	66.6
3	1:24.981	47.0	1:08.783	53.5	1:23.331		3:57.095	126.9	7	38.870	<u>158.4</u>	39.490	<u>102.5</u>	<u>44.739</u>		2:03.099	215.6
4	1:43.083	58.8	1:00.442	69.3	1:20.199		4:03.724	44.4	8	<u>38.051</u>	145.4	<u>39.339</u>	99.2	45.665		<u>2:03.055</u>	212.6

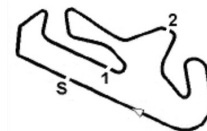
8		Luis Ferreira (19/35)															
lap	Sect-1	Speed	Sect-2	Speed	Sect-3	Speed	lap time	Top Speed	lap	Sect-1	Speed	Sect-2	Speed	Sect-3	Speed	lap time	Top Speed
1		143.0	41.612	100.7	<u>45.359</u>		2:10.434	173.6	5	1:27.898	68.4	56.292	75.9	1:08.970		3:33.160	64.5
2	38.445	138.5	52.261	84.2	54.038		2:24.744	<u>215.1</u>	6	1:05.691	59.8	58.566	69.3	50.253		2:54.510	71.8
3	1:34.250	66.8	1:04.100	47.3	1:22.302		4:00.652	94.3	7	38.709	156.1	39.743	104.5	45.863		2:04.315	214.7
4	1:44.123	53.3	59.186	77.9	1:19.590		4:02.899	33.2	8	<u>38.413</u>	<u>157.2</u>	<u>39.726</u>	99.6	45.494		<u>2:03.633</u>	209.7

9		Bruno Martins (19/40)															
lap	Sect-1	Speed	Sect-2	Speed	Sect-3	Speed	lap time	Top Speed	lap	Sect-1	Speed	Sect-2	Speed	Sect-3	Speed	lap time	Top Speed
1	<u>47.201</u>	<u>144.0</u>	<u>45.475</u>	<u>87.7</u>	<u>47.869</u>		<u>2:20.545</u>	170.1	2								

10		Pedro Falé (19/33)															
lap	Sect-1	Speed	Sect-2	Speed	Sect-3	Speed	lap time	Top Speed	lap	Sect-1	Speed	Sect-2	Speed	Sect-3	Speed	lap time	Top Speed
1	47.360	136.0	45.405	97.5	48.340		2:21.105	173.9	5	1:28.434	71.6	46.859	87.0	1:14.333		3:29.626	72.8
2	42.096	156.5	53.398	66.5	59.266		2:34.760	200.0	6	1:00.794	42.1	52.327	60.8	52.767		2:45.888	95.7
3	1:48.127	75.1	51.476	73.4	1:25.258		4:04.861	46.9	7	41.640	150.0	<u>41.850</u>	108.4	<u>47.449</u>		<u>2:10.939</u>	<u>201.5</u>
4	1:51.747	68.2	55.712	78.6	1:21.451		4:08.910	77.5	8	<u>41.122</u>	<u>157.4</u>	43.013	<u>110.3</u>	47.884		2:12.019	198.5

11		Andrew Perry(25403)															
lap	Sect-1	Speed	Sect-2	Speed	Sect-3	Speed	lap time	Top Speed	lap	Sect-1	Speed	Sect-2	Speed	Sect-3	Speed	lap time	Top Speed
1	46.711	144.4	42.749	97.7	47.244		2:16.704	178.2	5	1:29.976	67.5	49.203	75.4	1:11.728		3:30.907	55.2
2	39.501	142.3	56.147	68.4	55.412		2:31.060	<u>204.2</u>	6	1:02.563	44.3	54.815	61.5	52.315		2:49.693	68.9
3	1:45.680	54.8	55.364	59.5	1:23.814		4:04.858	77.6	7	39.878	146.3	41.277	<u>109.6</u>	<u>46.763</u>		2:07.918	197.8
4	1:49.027	45.2	58.131	82.1	1:19.062		4:06.220	71.1	8	<u>39.375</u>	153.0	<u>41.194</u>	104.2	46.866		<u>2:07.435</u>	197.4

12		José Kol Almeida (19/19)															
lap	Sect-1	Speed	Sect-2	Speed	Sect-3	Speed	lap time	Top Speed	lap	Sect-1	Speed	Sect-2	Speed	Sect-3	Speed	lap time	Top Speed
1	47.197		44.902	93.3	48.360		2:20.459	166.2	5	1:28.458	72.4	46.235	89.1	1:14.231		3:28.924	70.5
2	42.091	139.2	53.599	68.0	59.201		2:34.891	<u>197.4</u>	6	1:00.810	42.4	52.109	60.4	53.443		2:46.362	92.3



ALGARVE CLASSIC FESTIVAL 2019

Autódromo Internacional do Algarve

Super 7 by Toyo Tires

31 October - 3 November 2019

Laps and Sector Times - Race 1

Autodromo Internacional Algarve - 4652 mtr.

3	1:48.796	70.9	51.952	73.5	1:24.622	4:05.370	45.5	7	41.795	136.9	42.743	<u>101.3</u>	47.880	2:12.418	188.8
4	1:51.978	67.7	55.567	79.3	1:21.834	4:09.379	76.0	8	<u>40.862</u>	139.2	<u>42.038</u>	96.2	<u>47.096</u>	<u>2:10.003</u>	195.7

14 David Henderson(60879)																	
lap	Sect-1	Speed	Sect-2	Speed	Sect-3	Speed	lap time	Top Speed	lap	Sect-1	Speed	Sect-2	Speed	Sect-3	Speed	lap time	Top Speed
1		<u>161.9</u>	39.409	109.2	<u>44.948</u>		2:03.615	163.1	5	1:22.609	91.5	1:03.173	65.2	1:08.295		3:34.077	74.4
2	38.050	160.0	47.363	93.7	54.281		2:19.694	211.4	6	1:07.562	84.5	58.994	73.6	53.344		2:59.900	89.1
3	1:24.349	66.3	1:08.750	55.1	1:22.616		3:55.715	145.2	7	<u>37.840</u>	156.3	<u>39.238</u>	<u>116.4</u>	45.522		<u>2:02.600</u>	211.8
4	1:42.256	69.4	1:02.163	60.6	1:19.495		4:03.914	46.2	8	38.800	160.0	40.105	100.9	45.088		2:03.993	203.4

16 Martin Jeffs(22424)																	
lap	Sect-1	Speed	Sect-2	Speed	Sect-3	Speed	lap time	Top Speed	lap	Sect-1	Speed	Sect-2	Speed	Sect-3	Speed	lap time	Top Speed
1		140.3	43.372	<u>103.3</u>	46.302		2:18.385	166.9	5	1:29.799	69.3	50.207	73.3	1:11.359		3:31.365	60.6
2	<u>38.929</u>	141.9	55.825	75.7	55.737		2:30.491	213.9	6	1:02.760	46.8	55.137	63.5	51.636		2:49.533	72.6
3	1:44.656	54.7	55.685	64.1	1:23.976		4:04.317	78.0	7	40.163	139.4	41.640	93.3	<u>45.627</u>		2:07.430	211.4
4	1:49.085	45.4	58.768	79.1	1:17.979		4:05.832	79.5	8	39.114	137.4	<u>41.158</u>	90.5	45.747		<u>2:06.019</u>	<u>215.1</u>

18 Francisco Figueiredo(19/38)																	
lap	Sect-1	Speed	Sect-2	Speed	Sect-3	Speed	lap time	Top Speed	lap	Sect-1	Speed	Sect-2	Speed	Sect-3	Speed	lap time	Top Speed
1	47.756	145.6	44.862	103.5	47.271		2:19.889	168.8	5	1:29.158	65.5	48.898	81.0	1:13.088		3:31.144	67.4
2	40.477	151.7	54.023	64.2	56.628		2:31.128	<u>201.1</u>	6	1:00.836	45.3	54.280	62.0	52.536		2:47.652	82.2
3	1:46.801	68.0	53.512	55.7	1:25.104		4:05.417	66.2	7	<u>39.414</u>	156.5	<u>41.841</u>	103.7	<u>46.800</u>		<u>2:08.055</u>	199.3
4	1:49.188	50.7	57.531	83.9	1:19.633		4:06.352	75.3	8	40.686	<u>158.6</u>	41.958	<u>111.8</u>	47.354		2:09.998	<u>201.1</u>

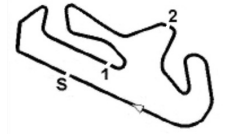
19 Duarte Lisboa(19/38)																	
lap	Sect-1	Speed	Sect-2	Speed	Sect-3	Speed	lap time	Top Speed	lap	Sect-1	Speed	Sect-2	Speed	Sect-3	Speed	lap time	Top Speed
1		135.0	41.886	103.9	46.058		2:12.916	175.0	5	1:28.892	61.4	53.963	58.4	1:10.223		3:33.078	64.7
2	38.975	146.1	53.392	75.2	53.574		2:25.941	213.4	6	1:04.875	56.1	57.458	66.5	49.471		2:51.804	82.3
3	1:38.969	65.4	1:00.177	53.9	1:22.853		4:01.999	84.2	7	38.992	150.2	40.358	107.7	<u>45.544</u>		2:04.894	210.9
4	1:46.229	50.0	58.378	88.0	1:19.345		4:03.952	35.4	8	<u>38.632</u>	<u>161.9</u>	<u>39.836</u>	107.0	45.604		<u>2:04.072</u>	209.7

20 Steve Day(22436)																	
lap	Sect-1	Speed	Sect-2	Speed	Sect-3	Speed	lap time	Top Speed	lap	Sect-1	Speed	Sect-2	Speed	Sect-3	Speed	lap time	Top Speed
1		145.2	40.039	<u>105.8</u>	45.145		2:04.907	161.2	5	1:24.353	78.3	1:00.629	63.2	1:08.553		3:33.535	63.8
2	39.213	151.3	47.387	85.6	54.827		2:21.427	<u>215.6</u>	6	1:08.316	74.6	57.959	71.6	51.290		2:57.565	65.7
3	1:24.935	52.2	1:08.712	57.0	1:23.498		3:57.145	125.4	7	39.223	<u>156.3</u>	40.862	102.5	<u>44.702</u>		2:04.787	213.4
4	1:42.862	59.0	1:00.441	60.0	1:20.223		4:03.526	50.3	8	<u>38.308</u>	148.8	<u>39.939</u>	97.9	44.854		<u>2:03.101</u>	212.2

21 J. J. Magalhães(19/38)																	
lap	Sect-1	Speed	Sect-2	Speed	Sect-3	Speed	lap time	Top Speed	lap	Sect-1	Speed	Sect-2	Speed	Sect-3	Speed	lap time	Top Speed
1		153.2	39.984	106.4	45.104		2:05.506	162.7	5	1:24.826	82.3	1:00.267	68.3	1:08.301		3:33.394	66.2
2	38.931		47.883	87.0	55.069		2:21.883	<u>216.0</u>	6	1:08.493	80.6	57.838	79.2	50.803		2:57.134	66.7
3	1:25.023	48.4	1:08.776	58.2	1:23.372		3:57.171	124.6	7	38.502	151.3	40.179	<u>108.3</u>	<u>44.945</u>		2:03.626	215.6
4	1:43.240	62.3	1:00.607	73.3	1:19.964		4:03.811	42.8	8	<u>38.207</u>	155.4	<u>39.202</u>	101.7	45.199		<u>2:02.608</u>	214.3

22 Paul Browse(28774)																	
lap	Sect-1	Speed	Sect-2	Speed	Sect-3	Speed	lap time	Top Speed	lap	Sect-1	Speed	Sect-2	Speed	Sect-3	Speed	lap time	Top Speed
1		140.6	41.536	97.4	<u>45.961</u>		2:12.437	175.6	5	1:28.948	63.4	54.749	56.4	1:09.434		3:33.131	76.8
2	39.116	148.4	53.190	77.7	53.071		2:25.377	<u>212.6</u>	6	1:05.024	55.1	57.646	66.0	49.955		2:52.625	74.3
3	1:38.052	70.3	1:01.198	54.4	1:22.804		4:02.054	108.8	7	<u>38.681</u>	143.4	<u>40.422</u>	<u>107.5</u>	46.229		<u>2:05.332</u>	211.8
4	1:45.978	49.7	58.682	81.1	1:18.921		4:03.581	38.9	8	39.379	158.4	40.521	99.7	46.726		2:06.626	204.2

23 Diogo Costa(19/38)																	
lap	Sect-1	Speed	Sect-2	Speed	Sect-3	Speed	lap time	Top Speed	lap	Sect-1	Speed	Sect-2	Speed	Sect-3	Speed	lap time	Top Speed
1		159.1	39.924	<u>104.9</u>	45.239		2:08.029	176.2	5	1:25.554	95.7	58.751	64.8	1:09.403		3:33.708	69.5
2	38.076	145.0	49.657	79.1	54.221		2:21.954	216.0	6	1:07.588	74.3	58.042	67.8	49.340		2:54.970	81.4
3	1:28.562	74.2	1:06.642	55.8	1:23.430		3:58.634	118.3	7	38.430	158.4	40.127	102.8	<u>45.200</u>		2:03.757	216.4
4	1:43.916	74.0	1:00.170	68.7	1:18.954		4:03.040	44.1	8	<u>37.962</u>	<u>162.7</u>	<u>39.647</u>	94.0	45.211		<u>2:02.820</u>	<u>217.3</u>



ALGARVE CLASSIC FESTIVAL 2019

Autódromo Internacional do Algarve

Super 7 by Toyo Tires

31 October - 3 November 2019

Laps and Sector Times - Race 1

Autodromo Internacional Algarve - 4652 mtr.

24		Luis F. Oliveira (19/15)															
lap	Sect-1	Speed	Sect-2	Speed	Sect-3	Speed	lap time	Top Speed	lap	Sect-1	Speed	Sect-2	Speed	Sect-3	Speed	lap time	Top Speed
1	47.173	142.5	44.170	105.2	47.414		2:18.757	170.9	5	1:29.105	69.6	48.928	80.3	1:12.953		3:30.986	69.1
2	41.395	150.4	53.246	64.4	56.686		2:31.327	199.6	6	1:01.136	45.5	54.103	59.3	52.328		2:47.567	82.1
3	1:47.132	70.9	53.531	56.3	1:24.833		4:05.496	61.7	7	<u>39.758</u>	<u>156.3</u>	<u>41.490</u>	100.5	<u>46.651</u>		<u>2:07.899</u>	<u>201.1</u>
4	1:49.409	51.7	57.289	83.8	1:19.776		4:06.474	74.9	8	40.333	155.6	42.512	<u>106.8</u>	47.123		2:09.968	196.7

25		Pedro Salvador (19/35)															
lap	Sect-1	Speed	Sect-2	Speed	Sect-3	Speed	lap time	Top Speed	lap	Sect-1	Speed	Sect-2	Speed	Sect-3	Speed	lap time	Top Speed
1		157.7	39.623	105.9	45.260		2:04.397	153.6	5	1:24.951	83.1	1:00.771	61.7	1:08.406		3:34.128	69.6
2	38.518	161.4	47.985	90.0	54.831		2:21.334	206.1	6	1:08.193	72.8	58.118	75.9	51.226		2:57.537	74.8
3	1:24.934	56.6	1:08.420	59.2	1:23.260		3:56.614	126.5	7	38.452	<u>162.7</u>	<u>38.902</u>	<u>106.7</u>	47.276		2:04.630	214.7
4	1:43.258	63.7	1:00.627	60.1	1:19.623		4:03.508	43.4	8	<u>38.065</u>	151.0	39.323	105.1	<u>45.223</u>		<u>2:02.611</u>	<u>215.1</u>

26		Paul Vernon (29962)															
lap	Sect-1	Speed	Sect-2	Speed	Sect-3	Speed	lap time	Top Speed	lap	Sect-1	Speed	Sect-2	Speed	Sect-3	Speed	lap time	Top Speed
1		148.6	40.694	105.2	<u>45.501</u>		2:08.938	163.9	5	1:26.017	78.5	57.976	77.7	1:08.530		3:32.523	79.4
2	<u>38.280</u>	<u>151.0</u>	51.561	75.4	54.089		2:23.930	213.9	6	1:06.932	54.0	58.277	73.3	50.075		2:55.284	87.2
3	1:32.903	62.8	1:05.288	58.8	1:21.218		3:59.409	101.1	7	38.388	144.8	<u>39.885</u>	<u>106.2</u>	45.670		<u>2:03.943</u>	<u>215.1</u>
4	1:44.849	63.7	1:00.141	63.2	1:19.044		4:04.034	35.4	8	38.318	145.9	40.140	97.2	46.294		2:04.752	211.4

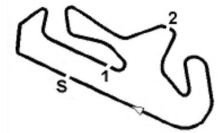
28		Rodrigo Galveias															
lap	Sect-1	Speed	Sect-2	Speed	Sect-3	Speed	lap time	Top Speed	lap	Sect-1	Speed	Sect-2	Speed	Sect-3	Speed	lap time	Top Speed
1		151.7	40.863	102.7	<u>44.926</u>		2:07.525	164.6	5	1:25.835	87.9	58.742	74.7	1:09.122		3:33.699	69.4
2	38.441	144.4	50.695	74.1	53.931		2:23.067	212.2	6	1:07.311	68.7	57.779	71.5	50.406		2:55.496	80.4
3	1:28.678	73.8	1:06.903	63.5	1:23.346		3:58.927	112.3	7	38.387	150.0	<u>39.437</u>	99.7	45.789		2:03.613	209.3
4	1:44.080	69.2	1:00.231	71.0	1:18.930		4:03.241	42.8	8	<u>37.841</u>	<u>155.2</u>	40.183	105.2	45.161		<u>2:03.185</u>	<u>213.4</u>

29		Paulo Costa (19/38)															
lap	Sect-1	Speed	Sect-2	Speed	Sect-3	Speed	lap time	Top Speed	lap	Sect-1	Speed	Sect-2	Speed	Sect-3	Speed	lap time	Top Speed
1			43.663	104.3	46.335		2:16.889	175.3	5	1:30.304	73.7	50.017	82.3	1:11.384		3:31.705	66.1
2	40.124	144.0	55.275	73.6	55.564		2:30.963	211.4	6	1:03.011	40.1	55.563	64.4	52.189		2:50.763	72.6
3	1:44.165	56.5	56.077	61.6	1:23.547		4:03.789	80.2	7	39.933	147.9	<u>40.139</u>	<u>114.0</u>	46.065		2:06.137	216.9
4	1:47.641	42.6	59.611	85.1	1:18.054		4:05.306	70.6	8	<u>39.428</u>	144.0	40.277	106.8	<u>45.883</u>		<u>2:05.588</u>	<u>217.7</u>

30		Gonçalo Vale (19/39)															
lap	Sect-1	Speed	Sect-2	Speed	Sect-3	Speed	lap time	Top Speed	lap	Sect-1	Speed	Sect-2	Speed	Sect-3	Speed	lap time	Top Speed
1		158.4	40.082	108.2	<u>44.842</u>		<u>2:04.928</u>	166.4	4	1:43.338	63.7	1:00.750	64.9	1:19.450		4:03.538	45.4
2	<u>37.852</u>	162.9	47.645	91.1	54.683		2:20.180	<u>216.0</u>	5	1:24.296		1:01.459	65.9	1:08.294		3:34.049	73.2
3	1:24.913	62.4	1:08.495	60.5	1:22.973		3:56.381	126.9	6	1:08.219	73.8	57.988	73.6	52.169		2:58.376	78.7

31		Matos-Sousa (19/37)															
lap	Sect-1	Speed	Sect-2	Speed	Sect-3	Speed	lap time	Top Speed	lap	Sect-1	Speed	Sect-2	Speed	Sect-3	Speed	lap time	Top Speed
1	48.315		46.648	97.4	49.993		2:24.956	164.1	5	1:26.700	47.4	48.341	93.3	1:12.313		3:27.354	61.6
2	46.691		47.654	79.9	59.773		2:34.118	182.4	6	59.887	46.5	51.380	71.0	54.672		2:45.939	98.2
3	1:50.755	66.2	49.918	82.1	1:23.902		4:04.575	34.4	7	<u>42.176</u>		<u>43.285</u>	<u>98.2</u>	49.380		2:14.841	<u>184.9</u>
4	1:55.945		53.298	79.5	1:22.855		4:12.098	87.0	8	42.255	<u>161.7</u>	43.400	94.5	<u>48.546</u>		<u>2:14.201</u>	182.7

32		Lee Wiggins (84848)															
lap	Sect-1	Speed	Sect-2	Speed	Sect-3	Speed	lap time	Top Speed	lap	Sect-1	Speed	Sect-2	Speed	Sect-3	Speed	lap time	Top Speed
1		<u>169.3</u>	<u>39.332</u>	100.9	45.113		<u>2:02.853</u>	162.4	5	1:22.455	84.1	1:02.985	64.6	1:09.122		3:34.562	81.1
2	<u>38.290</u>	160.2	44.313	92.1	54.165		2:16.768	203.0	6	1:06.968	85.2	59.535	73.4	53.783		3:00.286	88.3
3	1:21.936	74.6	1:11.965	58.2	1:23.040		3:56.941	136.4	7	38.465	157.0	39.354	<u>108.7</u>	45.593		2:03.412	200.7
4	1:39.150	75.3	1:05.519	63.1	1:20.031		4:04.700	56.2	8	38.760	148.6	39.899	105.8	<u>44.932</u>		2:03.591	201.9



ALGARVE CLASSIC FESTIVAL 2019

Autódromo Internacional do Algarve

Super 7 by Toyo Tires

31 October - 3 November 2019

Laps and Sector Times - Race 1

Autodromo Internacional Algarve - 4652 mtr.

33 Ricardo Rajani(19/40)																	
lap	Sect-1	Speed	Sect-2	Speed	Sect-3	Speed	lap time	Top Speed	lap	Sect-1	Speed	Sect-2	Speed	Sect-3	Speed	lap time	Top Speed
1		142.7	40.759	99.3	45.497		2:09.156	168.2	5	1:25.928	86.1	57.867	83.8	1:08.827		3:32.622	73.4
2	38.493	159.1	50.618	75.9	54.151		2:23.262	<u>216.0</u>	6	1:06.986	56.9	58.140	74.2	49.706		2:54.832	86.1
3	1:32.549	69.5	1:05.231	58.3	1:21.537		3:59.317	105.5	7	38.926	158.1	<u>39.193</u>	<u>108.8</u>	45.120		2:03.239	213.0
4	1:44.673	66.1	1:00.265	72.4	1:19.058		4:03.996	36.9	8	<u>38.342</u>	<u>163.6</u>	39.427	105.0	<u>45.054</u>		<u>2:02.823</u>	215.1

34 Francisco Villar(19/40)																	
lap	Sect-1	Speed	Sect-2	Speed	Sect-3	Speed	lap time	Top Speed	lap	Sect-1	Speed	Sect-2	Speed	Sect-3	Speed	lap time	Top Speed
1		161.7	39.822	104.0	45.167		2:04.550	156.3	5	1:22.972	95.2	1:02.770	63.2	1:08.282		3:34.024	78.0
2	<u>37.763</u>	157.4	47.565	87.9	54.085		2:19.413	210.9	6	1:07.561	82.8	58.833	73.0	52.597		2:58.991	89.9
3	1:24.943	64.8	1:08.844	56.7	1:22.571		3:56.358	143.8	7	38.026	156.5	<u>39.258</u>	109.3	1:01.423		2:18.707	213.9
4	1:42.910	78.0	1:01.519	64.8	1:19.545		4:03.974	45.2	8	37.989	<u>166.4</u>	39.941	107.8	<u>45.054</u>		<u>2:02.984</u>	211.8

37 Pedro Lacerda(19/29)																	
lap	Sect-1	Speed	Sect-2	Speed	Sect-3	Speed	lap time	Top Speed	lap	Sect-1	Speed	Sect-2	Speed	Sect-3	Speed	lap time	Top Speed
1	<u>47.187</u>	<u>130.3</u>	<u>45.287</u>	<u>99.3</u>	<u>48.704</u>		<u>2:21.178</u>	169.0	2								

39 Mark Drain(19162)																	
lap	Sect-1	Speed	Sect-2	Speed	Sect-3	Speed	lap time	Top Speed	lap	Sect-1	Speed	Sect-2	Speed	Sect-3	Speed	lap time	Top Speed
1		137.2	42.244	109.2	46.048		2:14.601	173.4	5	1:29.296	59.0	53.881	59.0	1:09.225		3:32.402	67.6
2	39.388	150.0	54.125	75.7	53.014		2:26.527	215.1	6	1:04.769	47.8	57.181	70.4	50.188		2:52.138	71.7
3	1:41.427	63.6	58.967	59.8	1:22.985		4:03.379	69.5	7	39.123	144.6	<u>40.812</u>	101.1	46.057		2:05.992	210.5
4	1:46.494	49.5	58.338	83.4	1:18.819		4:03.651	40.6	8	<u>38.638</u>	151.0	40.817	103.3	<u>45.789</u>		<u>2:05.244</u>	<u>216.0</u>

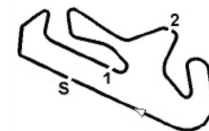
44 Nuno Afonso(19/35)																	
lap	Sect-1	Speed	Sect-2	Speed	Sect-3	Speed	lap time	Top Speed	lap	Sect-1	Speed	Sect-2	Speed	Sect-3	Speed	lap time	Top Speed
1		146.7	41.478	93.8	45.741		2:11.247	176.5	5	1:27.814	64.7	56.577	60.7	1:08.639		3:33.030	57.2
2	<u>38.123</u>	<u>156.7</u>	52.671	80.2	53.750		2:24.544	<u>222.2</u>	6	1:05.779	66.4	58.737	68.8	49.696		2:54.212	71.1
3	1:35.480	66.6	1:03.150	50.0	1:22.554		4:01.184	94.2	7	38.413	155.4	40.199	103.7	<u>45.497</u>		2:04.109	216.9
4	1:43.890	54.8	59.196	80.3	1:19.705		4:02.791	35.4	8	38.354	154.5	<u>40.030</u>	96.9	45.627		<u>2:04.011</u>	210.1

47 Tom Hayman-Joyce(19193)																	
lap	Sect-1	Speed	Sect-2	Speed	Sect-3	Speed	lap time	Top Speed	lap	Sect-1	Speed	Sect-2	Speed	Sect-3	Speed	lap time	Top Speed
1	47.404						2:20.362	178.5	5	1:28.541	71.3	47.570	83.5	1:14.351		3:30.462	86.1
2	<u>40.378</u>	141.7	54.632	61.6	59.747		2:34.757	198.2	6	59.886	40.2	53.505	57.6	53.004		2:46.395	97.8
3	1:46.741	77.0	51.871	69.1	1:24.690		4:03.302	57.7	7	40.982	<u>150.0</u>	<u>41.587</u>	<u>105.8</u>	<u>47.587</u>		<u>2:10.156</u>	<u>199.6</u>
4	1:51.473	60.1	56.701	78.3	1:20.843		4:09.017	75.3	8	40.580	135.7	42.531	<u>105.8</u>	48.093		2:11.204	<u>199.6</u>

48 Anthony Jaffe(16569)																	
lap	Sect-1	Speed	Sect-2	Speed	Sect-3	Speed	lap time	Top Speed	lap	Sect-1	Speed	Sect-2	Speed	Sect-3	Speed	lap time	Top Speed
1	47.865	120.0	45.102	102.0	47.856		2:20.823	177.0	5	1:27.650	63.0	47.186	99.2	1:13.089		3:27.925	68.1
2	41.716	134.8	53.265	60.3	59.858		2:34.839	<u>199.6</u>	6	1:00.644	48.5	51.764	62.7	52.959		2:45.367	94.3
3	1:49.718	72.3	51.043	79.7	1:24.570		4:05.331	42.1	7	<u>41.324</u>	142.7	43.642	105.6	47.426		2:12.392	192.9
4	1:53.229	60.3	56.301	93.8	1:20.999		4:10.529	78.9	8	41.690	142.7	<u>41.893</u>	<u>108.5</u>	<u>47.052</u>		<u>2:10.635</u>	189.1

49 Jamie Bashall(18399)																	
lap	Sect-1	Speed	Sect-2	Speed	Sect-3	Speed	lap time	Top Speed	lap	Sect-1	Speed	Sect-2	Speed	Sect-3	Speed	lap time	Top Speed
1		149.4	41.047	104.1	<u>45.121</u>		2:09.911	172.2	5	1:26.894	78.4	57.412	67.6	1:09.147		3:33.453	64.7
2	38.418	148.4	51.118	71.0	53.786		2:23.322	<u>213.4</u>	6	1:05.978	56.8	58.367	72.6	51.354		2:55.699	82.6
3	1:33.216	63.6	1:05.435	53.9	1:21.606		4:00.257	99.3	7	38.879	<u>162.4</u>	<u>39.600</u>	<u>108.7</u>	45.953		2:04.432	206.9
4	1:44.758	55.4	59.303	62.7	1:19.236		4:03.297	31.2	8	<u>38.311</u>	161.0	39.726	101.9	45.658		<u>2:03.695</u>	207.7

53 José Carlos Pires(19/18)																	
lap	Sect-1	Speed	Sect-2	Speed	Sect-3	Speed	lap time	Top Speed	lap	Sect-1	Speed	Sect-2	Speed	Sect-3	Speed	lap time	Top Speed
1		<u>172.8</u>	<u>39.056</u>	<u>109.6</u>	<u>45.440</u>		<u>2:02.853</u>	159.1	5	1:22.055	69.3	1:03.816	65.3	1:08.398		3:34.269	78.3
2	38.311	163.6	46.348	85.9	54.264		2:18.923	204.2	6	1:07.470	81.6	59.246	77.6	53.642		3:00.358	81.9



ALGARVE CLASSIC FESTIVAL 2019

Autódromo Internacional do Algarve

Super 7 by Toyo Tires

31 October - 3 November 2019

Laps and Sector Times - Race 1

Autodromo Internacional Algarve - 4652 mtr.

3	1:23.524	69.1	1:09.829	57.2	1:22.515	3:55.868	153.4	7	38.406	161.7	39.317	106.9	46.081	2:03.804	207.3
4	1:41.226	77.0	1:03.858	64.3	1:19.351	4:04.435	48.5	8	<u>38.113</u>	157.2	40.050	97.5	46.232	2:04.395	206.5

54 Billy Nairn(24526)																	
lap	Sect-1	Speed	Sect-2	Speed	Sect-3	Speed	lap time	Top Speed	lap	Sect-1	Speed	Sect-2	Speed	Sect-3	Speed	lap time	Top Speed
1		135.7	44.241	<u>99.3</u>	48.126		2:20.306	167.7	5	1:28.899	62.1	48.256	83.8	1:13.551		3:30.706	69.7
2	<u>40.280</u>	143.0	55.411	70.9	59.780		2:35.471	206.5	6	1:00.500	45.2	53.949	67.0	53.659		2:48.108	93.8
3	1:46.340	71.0	52.712	61.5	1:24.842		4:03.894	58.6	7	41.074	153.6	<u>41.569</u>	96.2	<u>47.523</u>		<u>2:10.166</u>	199.3
4	1:50.938	57.4	57.100	80.9	1:20.301		4:08.339	75.5	8	40.372	156.3	42.744	95.7	47.713		2:10.829	<u>208.1</u>

55 Rick Potter(22431)																	
lap	Sect-1	Speed	Sect-2	Speed	Sect-3	Speed	lap time	Top Speed	lap	Sect-1	Speed	Sect-2	Speed	Sect-3	Speed	lap time	Top Speed
1		126.8	43.388	99.1	46.224		2:17.093	172.5	5	1:29.433	71.5	50.797	75.6	1:11.398		3:31.628	67.2
2	39.437	<u>138.3</u>	55.371	71.8	55.325		2:30.133	210.5	6	1:03.627	42.6	55.637	60.4	52.333		2:51.597	82.5
3	1:44.002	53.7	56.299	59.4	1:23.574		4:03.875	76.5	7	40.579	137.6	<u>40.738</u>	<u>104.4</u>	45.931		2:07.248	208.5
4	1:47.519	42.6	59.144	82.6	1:18.127		4:04.790	60.9	8	<u>39.010</u>	136.4	40.922	102.7	<u>45.577</u>		<u>2:05.509</u>	<u>214.7</u>

57 Bernardo Bello(19/22)																	
lap	Sect-1	Speed	Sect-2	Speed	Sect-3	Speed	lap time	Top Speed	lap	Sect-1	Speed	Sect-2	Speed	Sect-3	Speed	lap time	Top Speed
1	47.367	125.9	44.630	98.9	47.422		2:19.419	174.5	5	1:29.365	68.1	48.130	82.9	1:13.537		3:31.032	64.2
2	41.018	146.1	54.042	65.8	57.016		2:32.076	196.4	6	1:00.714	42.4	53.663	65.5	52.303		2:46.680	84.1
3	1:47.548	68.9	53.130	56.0	1:24.920		4:05.598	60.1	7	40.538	<u>157.2</u>	<u>41.414</u>	95.1	<u>46.950</u>		2:08.902	<u>200.4</u>
4	1:50.111	55.0	56.584	88.2	1:20.453		4:07.148	66.7	8	<u>39.720</u>	155.8	42.102	<u>100.3</u>	46.974		<u>2:08.796</u>	196.4

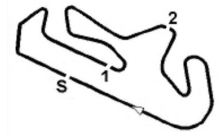
58 Nick Jones																	
lap	Sect-1	Speed	Sect-2	Speed	Sect-3	Speed	lap time	Top Speed	lap	Sect-1	Speed	Sect-2	Speed	Sect-3	Speed	lap time	Top Speed
1		140.3	43.029	102.8	<u>46.134</u>		2:16.244	168.5	5	1:28.117	65.4	52.349	73.4	1:10.049		3:30.515	75.1
2	39.067	142.5	55.351	74.0	54.702		2:29.120	<u>215.1</u>	6	1:04.290	41.8	56.497	65.6	51.365		2:52.152	82.7
3	1:42.577	50.4	57.417	58.2	1:23.374		4:03.368	74.1	7	40.387	132.7	<u>41.208</u>	<u>109.6</u>	46.295		2:07.890	208.9
4	1:47.050	44.2	59.365	77.4	1:18.983		4:05.398	56.3	8	<u>38.793</u>	145.6	41.532	99.7	46.539		<u>2:06.864</u>	211.8

66 Stephane Picciotto(19/71)																	
lap	Sect-1	Speed	Sect-2	Speed	Sect-3	Speed	lap time	Top Speed	lap	Sect-1	Speed	Sect-2	Speed	Sect-3	Speed	lap time	Top Speed
1	48.544	121.8	49.344	83.1	52.365		2:30.253	157.4	5	1:26.142	54.9	48.145	82.7	1:12.869		3:27.156	62.6
2	47.170	126.0	48.640	76.0	55.103		2:30.913	177.3	6	59.211	52.9	51.883	64.5	54.728		2:45.822	122.3
3	1:48.356	68.9	50.431	81.7	1:23.411		4:02.198	18.9	7	43.687	132.7	45.866	88.5	50.598		2:20.151	<u>181.5</u>
4	1:55.919	56.2	53.868	66.8	1:23.353		4:13.140	78.6	8	<u>43.166</u>	<u>142.1</u>	<u>44.048</u>	<u>91.3</u>	<u>50.509</u>		<u>2:17.723</u>	179.4

68 Ian Dyble(22436)																	
lap	Sect-1	Speed	Sect-2	Speed	Sect-3	Speed	lap time	Top Speed	lap	Sect-1	Speed	Sect-2	Speed	Sect-3	Speed	lap time	Top Speed
1		137.2	41.792	96.9	45.793		2:11.751	170.9	5	1:27.878	77.8	56.620	51.7	1:08.304		3:32.802	61.3
2	38.785	139.9	52.359	82.9	53.796		2:24.940	212.2	6	1:05.266	62.7	58.661	70.2	50.118		2:54.045	69.8
3	1:36.084	70.5	1:02.516	53.2	1:22.792		4:01.392	91.2	7	<u>38.390</u>	<u>148.4</u>	<u>39.880</u>	<u>102.9</u>	<u>45.373</u>		<u>2:03.643</u>	211.8
4	1:44.221	69.1	59.010	84.8	1:19.752		4:02.983	34.5	8	39.033	146.9	40.966	95.4	45.733		2:05.732	<u>214.3</u>

70 Kevin Cooper																	
lap	Sect-1	Speed	Sect-2	Speed	Sect-3	Speed	lap time	Top Speed	lap	Sect-1	Speed	Sect-2	Speed	Sect-3	Speed	lap time	Top Speed
1	47.568	148.8	44.194	111.0	47.887		2:19.649	172.8	5	1:27.463	52.7	46.424	94.2	1:14.216		3:28.103	67.0
2	<u>40.079</u>	<u>164.6</u>	58.453	60.9	59.897		2:38.429	195.3	6	1:00.378	47.7	50.731	56.1	53.205		2:44.314	99.4
3	1:51.689	71.7	48.542	90.2	1:25.729		4:05.960	31.4	7	41.458	150.4	41.866	101.7	47.687		2:11.011	<u>195.7</u>
4	1:53.083	50.6	53.880	<u>115.3</u>	1:24.212		4:11.175	77.5	8	40.442	150.8	<u>41.720</u>	109.2	<u>47.091</u>		<u>2:09.253</u>	194.6

71 Alan Cooper																	
lap	Sect-1	Speed	Sect-2	Speed	Sect-3	Speed	lap time	Top Speed	lap	Sect-1	Speed	Sect-2	Speed	Sect-3	Speed	lap time	Top Speed
1	45.034	139.0	42.722	<u>108.2</u>	46.852		2:14.608	176.5	5	1:29.099	55.6	52.554	75.9	1:09.306		3:30.959	75.6
2	<u>39.470</u>	143.4	54.914	75.1	53.774		2:28.158	<u>202.6</u>	6	1:05.162	44.4	56.436	72.0	50.714		2:52.312	84.6
3	1:43.118	57.8	57.392	71.7	1:23.575		4:04.085	59.8	7	39.587	142.3	41.586	102.7	46.883		2:08.056	196.0
4	1:47.023	45.5	58.483	81.3	1:18.815		4:04.321	49.3	8	39.834	143.2	<u>41.237</u>	105.0	<u>46.678</u>		<u>2:07.749</u>	197.8



ALGARVE CLASSIC FESTIVAL 2019
Autódromo Internacional do Algarve

Super 7 by Toyo Tires

31 October - 3 November 2019

Laps and Sector Times - Race 1

Autodromo Internacional Algarve - 4652 mtr.

77 Frederico Brion Sanchez(19/05)																	
lap	Sect-1	Speed	Sect-2	Speed	Sect-3	Speed	lap time	Top Speed	lap	Sect-1	Speed	Sect-2	Speed	Sect-3	Speed	lap time	Top Speed
1	47.820	150.0	44.994	<u>95.3</u>	48.407		2:21.221	168.0	5	1:27.693	58.0	47.021	93.6	1:13.343		3:28.057	69.3
2	42.863	145.4	52.891	61.0	59.844		2:35.598	191.5	6	1:00.611	50.1	51.447	62.2	53.456		2:45.514	92.1
3	1:50.764	71.4	50.237	79.4	1:24.426		4:05.427	35.0	7	41.980	147.1	42.978	93.0	48.111		2:13.069	<u>193.2</u>
4	1:53.516	59.8	55.773	90.0	1:21.541		4:10.830	91.1	8	<u>40.874</u>	148.8	<u>42.939</u>	<u>95.3</u>	<u>47.935</u>		<u>2:11.748</u>	189.5

81 Daniel González- Vallinas(P-000)																	
lap	Sect-1	Speed	Sect-2	Speed	Sect-3	Speed	lap time	Top Speed	lap	Sect-1	Speed	Sect-2	Speed	Sect-3	Speed	lap time	Top Speed
1			43.099	108.0	46.647		2:15.548	172.0	5	1:29.704	54.1	52.983	71.5	1:09.317		3:32.004	70.0
2	38.786		54.572	77.3	54.421		2:27.779	<u>208.1</u>	6	1:04.726		56.896	68.8	50.688		2:52.310	77.5
3	1:41.427	50.8	58.230	62.1	1:22.839		4:02.496	70.5	7	39.043	148.6	<u>40.165</u>	<u>110.1</u>	45.892		<u>2:05.100</u>	205.7
4	1:47.612	46.1	59.121	81.9	1:17.589		4:04.322	51.2	8	<u>38.590</u>	<u>149.2</u>	40.915	96.4	<u>45.870</u>		2:05.375	206.9

83 Keith Ashworth(21200)																	
lap	Sect-1	Speed	Sect-2	Speed	Sect-3	Speed	lap time	Top Speed	lap	Sect-1	Speed	Sect-2	Speed	Sect-3	Speed	lap time	Top Speed
1	Pit Out	136.9	41.723	<u>121.8</u>	<u>46.442</u>		<u>2:05.922</u>		5	1:27.222	51.7	46.683	95.7	1:13.791		3:27.696	64.9
2	43.624	136.5	49.939	64.1	1:00.338		2:33.901	207.3	6	1:00.195	48.5	50.716	67.0	52.793		2:43.704	103.2
3	1:51.375	68.6	48.843	89.5	1:25.164		4:05.382	37.5	7	40.207	143.8	<u>40.917</u>	102.8	46.445		<u>2:07.569</u>	203.4
4	1:54.912	62.3	54.103	75.3	1:22.434		4:11.449	94.0	8	<u>39.324</u>	<u>159.8</u>	42.057	105.6	47.337		2:08.718	<u>213.4</u>

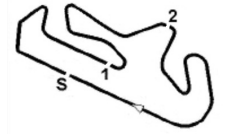
90 Jay McCormack (29960)																	
lap	Sect-1	Speed	Sect-2	Speed	Sect-3	Speed	lap time	Top Speed	lap	Sect-1	Speed	Sect-2	Speed	Sect-3	Speed	lap time	Top Speed
1		<u>176.8</u>	<u>1:11.317</u>	<u>73.8</u>	Pit In		<u>3:08.331</u>	<u>166.4</u>	2								

99 Caroline Everett(29957)																	
lap	Sect-1	Speed	Sect-2	Speed	Sect-3	Speed	lap time	Top Speed	lap	Sect-1	Speed	Sect-2	Speed	Sect-3	Speed	lap time	Top Speed
1	46.951	138.3	43.844	104.7	48.438		2:19.233	171.4	5	1:28.449	63.2	47.792	85.3	1:14.038		3:30.279	77.1
2	41.749	137.2	54.960	68.2	59.033		2:35.742	196.7	6	1:00.760	48.7	53.205	62.6	53.480		2:47.445	88.5
3	1:47.359	80.0	51.741	64.5	1:25.097		4:04.197	54.1	7	<u>41.235</u>	150.4	<u>41.980</u>	108.4	<u>47.342</u>		<u>2:10.557</u>	196.7
4	1:51.195	68.9	56.640	81.2	1:20.842		4:08.677	72.2	8	41.999	<u>155.6</u>	42.125	<u>110.8</u>	48.076		2:12.200	<u>197.8</u>

100 John Shivaler(29961)																	
lap	Sect-1	Speed	Sect-2	Speed	Sect-3	Speed	lap time	Top Speed	lap	Sect-1	Speed	Sect-2	Speed	Sect-3	Speed	lap time	Top Speed
1	50.081	130.6	44.321	103.0	47.962		2:22.364	173.1	5	1:28.474	72.1	47.005	81.8	1:14.579		3:30.058	72.3
2	41.031	141.4	54.329	60.6	59.530		2:34.890	193.9	6	1:00.499	43.7	52.673	58.9	52.928		2:46.100	99.2
3	1:47.401	71.1	51.761	76.7	1:25.151		4:04.313	50.8	7	40.866	<u>151.7</u>	<u>42.285</u>	<u>107.2</u>	<u>47.052</u>		<u>2:10.203</u>	<u>202.2</u>
4	1:51.497	63.1	56.168	79.1	1:21.167		4:08.832	75.3	8	<u>40.572</u>	138.5	42.426	103.8	48.308		2:11.306	196.7

102 Matthew Reeve (28086)																	
lap	Sect-1	Speed	Sect-2	Speed	Sect-3	Speed	lap time	Top Speed	lap	Sect-1	Speed	Sect-2	Speed	Sect-3	Speed	lap time	Top Speed
1		145.6	42.688	99.4	46.240		2:13.500	173.6	5	1:29.060	56.6	54.073	65.8	1:09.867		3:33.000	66.0
2	39.484	153.6	53.045	77.6	53.537		2:26.066	<u>212.2</u>	6	1:05.002	51.4	57.604	67.0	50.470		2:53.076	77.1
3	1:39.458	74.9	59.850	57.8	1:22.944		4:02.252	78.4	7	<u>38.267</u>	154.5	<u>40.161</u>	103.5	<u>45.708</u>		<u>2:04.136</u>	207.7
4	1:46.423	48.1	58.911	89.6	1:18.460		4:03.794	36.1	8	38.691	<u>155.6</u>	40.284	102.9	46.387		2:05.362	<u>212.2</u>

103 Danny Winstanley (19666)																	
lap	Sect-1	Speed	Sect-2	Speed	Sect-3	Speed	lap time	Top Speed	lap	Sect-1	Speed	Sect-2	Speed	Sect-3	Speed	lap time	Top Speed
1		<u>157.4</u>	39.599	<u>106.3</u>	45.447		2:04.365	161.0	5	1:22.412	86.2	1:03.313	66.6	1:08.241		3:33.966	75.8
2	<u>37.709</u>	<u>157.4</u>	47.421	91.9	54.184		2:19.314	210.1	6	1:07.487	86.2	58.981	74.3	52.936		2:59.404	92.8
3	1:24.635	66.4	1:08.828	56.8	1:22.656		3:56.119	143.2	7	37.933	157.0	<u>39.269</u>	106.2	45.282		<u>2:02.484</u>	<u>213.0</u>
4	1:42.316	69.7	1:02.084	63.0	1:19.520		4:03.920	44.0	8	38.493	149.6	39.575	98.5	<u>45.253</u>		2:03.321	205.3



ALGARVE CLASSIC FESTIVAL 2019

Autódromo Internacional do Algarve

Super 7 by Toyo Tires

31 October - 3 November 2019

Laps and Sector Times - Race 1

Autodromo Internacional Algarve - 4652 mtr.

109 Danny Killeen(25976)																	
lap	Sect-1	Speed	Sect-2	Speed	Sect-3	Speed	lap time	Top Speed	lap	Sect-1	Speed	Sect-2	Speed	Sect-3	Speed	lap time	Top Speed
1		144.0	<u>40.068</u>	102.4	45.121		2:07.319	164.6	5	1:25.401	84.8	59.245	71.6	1:08.743		3:33.389	68.1
2	<u>37.917</u>	153.4	49.417	77.6	54.355		2:21.689	213.0	6	1:08.112	64.5	57.894	78.7	50.441		2:56.447	76.3
3	1:26.631	58.6	1:08.273	56.9	1:23.257		3:58.161	122.9	7	38.134	156.3	40.383	<u>105.0</u>	44.820		2:03.337	212.6
4	1:43.947	64.9	1:00.374	70.2	1:18.534		4:02.855	42.7	8	38.082	149.6	40.114	99.4	<u>44.733</u>		<u>2:02.929</u>	214.7

118 Phil Jenkins(10839)																	
lap	Sect-1	Speed	Sect-2	Speed	Sect-3	Speed	lap time	Top Speed	lap	Sect-1	Speed	Sect-2	Speed	Sect-3	Speed	lap time	Top Speed
1		158.1	39.744	101.5	<u>44.783</u>		2:06.359	170.3	5	1:25.474	83.5	59.290	64.8	1:08.555		3:33.319	64.2
2	38.268	148.6	48.872	86.1	54.370		2:21.510	214.3	6	1:08.379	67.2	58.016	76.8	50.366		2:56.761	67.8
3	1:26.145	56.3	1:08.211	60.6	1:23.230		3:57.586	119.5	7	38.144	<u>162.7</u>	39.629	101.6	45.180		2:02.953	<u>215.1</u>
4	1:43.856	66.1	1:00.834	64.3	1:19.058		4:03.748	46.8	8	<u>37.926</u>	151.9	<u>39.190</u>	<u>105.2</u>	45.349		<u>2:02.465</u>	214.7

119 Mark Stansfield(17920)																	
lap	Sect-1	Speed	Sect-2	Speed	Sect-3	Speed	lap time	Top Speed	lap	Sect-1	Speed	Sect-2	Speed	Sect-3	Speed	lap time	Top Speed
1		<u>170.1</u>	40.281	105.6	45.291		2:07.250	169.5	5	1:25.152	85.0	59.311	65.1	1:08.747		3:33.210	70.2
2	<u>38.402</u>	153.6	49.635	74.8	54.105		2:22.142	215.1	6	1:08.009	68.0	57.870	76.7	50.096		2:55.975	80.4
3	1:27.033	57.4	1:08.150	58.0	1:23.205		3:58.388	113.4	7	38.658	155.6	40.352	103.1	45.523		2:04.533	<u>215.6</u>
4	1:43.964	71.6	1:00.331	64.2	1:18.842		4:03.137	44.2	8	38.657	157.2	40.599	107.8	<u>45.258</u>		<u>2:04.514</u>	214.7

125 Justin Armstrong(1290)																	
lap	Sect-1	Speed	Sect-2	Speed	Sect-3	Speed	lap time	Top Speed	lap	Sect-1	Speed	Sect-2	Speed	Sect-3	Speed	lap time	Top Speed
1		158.8	40.613	102.8	45.614		2:08.719	170.3	5	1:25.521	85.7	58.834	76.3	1:08.954		3:33.309	71.9
2	37.917	156.3	50.845	79.1	54.032		2:22.794	215.1	6	1:07.479	60.8	58.065	77.3	49.448		2:54.992	88.2
3	1:30.442	96.7	1:05.440	69.2	1:22.871		3:58.753	97.1	7	<u>37.899</u>	<u>164.4</u>	39.320	104.5	45.327		<u>2:02.546</u>	<u>215.6</u>
4	1:44.866	76.4	59.818	82.1	1:18.945		4:03.629	42.8	8	38.174	155.2	<u>39.305</u>	<u>111.5</u>	<u>45.233</u>		2:02.712	213.4

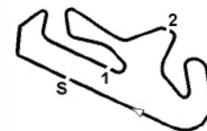
127 Tim Rowbottom(19449)																	
lap	Sect-1	Speed	Sect-2	Speed	Sect-3	Speed	lap time	Top Speed	lap	Sect-1	Speed	Sect-2	Speed	Sect-3	Speed	lap time	Top Speed
1	<u>49.474</u>	<u>122.3</u>	<u>45.177</u>	<u>104.7</u>	<u>47.878</u>		<u>2:22.529</u>	168.5	2								

129 Tim Child(29561)																	
lap	Sect-1	Speed	Sect-2	Speed	Sect-3	Speed	lap time	Top Speed	lap	Sect-1	Speed	Sect-2	Speed	Sect-3	Speed	lap time	Top Speed
1	46.885	133.5	43.569	<u>106.9</u>	47.451		2:17.905	178.2	5	1:29.072	61.5	49.455	88.0	1:11.667		3:30.194	67.8
2	41.322	134.3	54.915	68.7	54.680		2:30.917	<u>197.8</u>	6	1:01.945	44.4	54.697	62.5	52.268		2:48.910	80.5
3	1:46.187	68.9	54.604	58.4	1:23.728		4:04.519	73.0	7	40.050	151.9	<u>41.625</u>	103.6	<u>46.459</u>		<u>2:08.134</u>	196.4
4	1:49.700	47.5	58.356	89.8	1:19.464		4:07.520	66.9	8	<u>39.885</u>	150.0	41.724	104.2	47.268		2:08.877	197.1

136 John Ogilvie(25521)																	
lap	Sect-1	Speed	Sect-2	Speed	Sect-3	Speed	lap time	Top Speed	lap	Sect-1	Speed	Sect-2	Speed	Sect-3	Speed	lap time	Top Speed
1		148.1	41.923	106.4	46.391		2:14.073	175.3	5	1:30.203	57.2	53.272	70.5	1:09.366		3:32.841	67.9
2	40.239	144.2	54.179	76.4	54.393		2:28.811	216.4	6	1:04.358	46.5	57.209	65.7	50.373		2:51.940	81.1
3	1:40.827	50.5	58.576	59.3	1:22.861		4:02.264	79.3	7	<u>38.321</u>	<u>156.5</u>	<u>40.127</u>	105.4	45.913		2:04.361	215.1
4	1:47.494	49.8	59.343	78.1	1:16.747		4:03.584	49.2	8	38.507	142.9	40.552	<u>106.8</u>	<u>45.128</u>		<u>2:04.187</u>	216.0

166 Tom Overton(17073)																	
lap	Sect-1	Speed	Sect-2	Speed	Sect-3	Speed	lap time	Top Speed	lap	Sect-1	Speed	Sect-2	Speed	Sect-3	Speed	lap time	Top Speed
1		136.7	42.297	105.6	45.980		2:13.700	173.1	5	1:29.368	56.0	53.743	68.8	1:09.899		3:33.010	64.3
2	39.278	142.9	53.504	79.4	53.498		2:26.280	208.1	6	1:04.901	48.8	57.371	67.8	50.412		2:52.684	79.2
3	1:40.298	73.3	59.180	55.8	1:23.048		4:02.526	79.5	7	38.712	144.6	40.462	106.4	<u>45.581</u>		<u>2:04.755</u>	210.1
4	1:46.498	47.9	58.814	93.2	1:18.540		4:03.852	36.5	8	<u>38.556</u>	<u>153.6</u>	<u>40.097</u>	<u>109.3</u>	46.218		2:04.871	<u>215.6</u>

171 Martin Amison(15516)																	
lap	Sect-1	Speed	Sect-2	Speed	Sect-3	Speed	lap time	Top Speed	lap	Sect-1	Speed	Sect-2	Speed	Sect-3	Speed	lap time	Top Speed
1		123.6	42.965	102.9	46.268		2:15.967	170.1	5	1:28.831	66.6	51.786	74.6	1:10.441		3:31.058	69.2
2	40.464	144.8	54.916	75.7	55.009		2:30.389	206.9	6	1:03.987	41.8	56.251	61.6	50.913		2:51.151	84.6



ALGARVE CLASSIC FESTIVAL 2019

Autódromo Internacional do Algarve

Super 7 by Toyo Tires

31 October - 3 November 2019

Laps and Sector Times - Race 1

Autodromo Internacional Algarve - 4652 mtr.

3	1:42.798	50.5	56.900	63.6	1:24.027	4:03.725	74.8	7	40.070	134.0	40.874	102.9	<u>45.603</u>	2:06.547	202.6
4	1:46.988	44.6	59.369	83.9	1:18.275	4:04.632	56.2	8	<u>38.999</u>	<u>152.1</u>	<u>40.783</u>	104.5	46.228	<u>2:06.010</u>	<u>211.8</u>

333 Saraiva-Saraiva(19/40)																	
lap	Sect-1	Speed	Sect-2	Speed	Sect-3	Speed	lap time	Top Speed	lap	Sect-1	Speed	Sect-2	Speed	Sect-3	Speed	lap time	Top Speed
1		<u>158.8</u>	<u>1:17.066</u>	<u>85.7</u>	Pit In		<u>3:08.885</u>	<u>162.9</u>	2								

555 Russ Olivant(20592)																	
lap	Sect-1	Speed	Sect-2	Speed	Sect-3	Speed	lap time	Top Speed	lap	Sect-1	Speed	Sect-2	Speed	Sect-3	Speed	lap time	Top Speed
1		144.4	40.699	110.4	<u>45.511</u>		2:09.624	170.1	5	1:27.789	74.1	56.286	65.9	1:08.822		3:32.897	60.7
2	38.961	145.7	51.670	82.8	54.005		2:24.636	211.4	6	1:06.183	60.7	58.493	71.7	50.613		2:55.289	71.8
3	1:33.949	58.3	1:04.603	50.2	1:21.941		4:00.493	90.3	7	<u>38.615</u>	153.0	<u>39.268</u>	<u>120.1</u>	46.891		<u>2:04.774</u>	<u>213.4</u>
4	1:44.512	53.5	59.485	76.9	1:19.185		4:03.182	29.7	8	39.362	<u>154.5</u>	39.775	107.2	45.779		2:04.916	196.7

777 Chris Wright(57236)																	
lap	Sect-1	Speed	Sect-2	Speed	Sect-3	Speed	lap time	Top Speed	lap	Sect-1	Speed	Sect-2	Speed	Sect-3	Speed	lap time	Top Speed
1		<u>152.3</u>	<u>39.906</u>	<u>105.1</u>	<u>44.856</u>		<u>2:05.964</u>	170.6	3	1:26.310	57.0	1:08.380	59.3	1:23.484		3:58.174	124.7
2	<u>38.635</u>	<u>152.3</u>	49.434	83.4	54.434		2:22.503	<u>213.0</u>	4								

888 Chris Lay (22431)																	
lap	Sect-1	Speed	Sect-2	Speed	Sect-3	Speed	lap time	Top Speed	lap	Sect-1	Speed	Sect-2	Speed	Sect-3	Speed	lap time	Top Speed
1		151.3	41.370	98.3	46.531		2:12.485	173.4	5	1:28.510	73.0	55.580	57.7	1:08.733		3:32.823	76.2
2	38.517	142.3	52.547	83.1	53.725		2:24.789	<u>216.4</u>	6	1:05.318	64.5	58.318	66.3	49.889		2:53.525	67.8
3	1:37.043	66.1	1:01.872	54.7	1:22.544		4:01.459	100.7	7	<u>38.358</u>	150.4	<u>39.681</u>	100.9	45.569		<u>2:03.608</u>	215.1
4	1:45.216	60.3	58.639	84.3	1:19.507		4:03.362	38.2	8	38.765	<u>155.2</u>	40.290	96.6	<u>45.524</u>		2:04.579	216.0